

Quarterly Statistics Report

Report on accredited qualifications

October to December 2011

Publication date: April 2012

Publication code: AE5955

Published by the Scottish Qualifications Authority
The Optima Building, 58 Robertson Street, Glasgow, G2 8DQ
Lowden, 24 Wester Shawfair, Dalkeith, Midlothian EH22 1FD

www.sqa.org.uk

The information in this publication may be reproduced in support of SQA qualifications. If it is reproduced, SQA should be clearly acknowledged as the source. If it is to be used for any other purpose, then written permission must be obtained from the Communications team at SQA. It must not be reproduced for trade or commercial purposes.

© Scottish Qualifications Authority 2012

Contents

Executive Summary	1
Currently Accredited Qualifications	1
Analysis by Awarding Body	1
Analysis by Area of Competence	2
Introduction	3
Quarterly Statistics	4
Currently Accredited Qualifications	4
Top 10 Registrations and Certifications	5
Analysis by Qualification Type	5
Analysis by Awarding Body	9
Analysis by Area of Competence	10
Analysis by Qualification Developer	14
Workplace Core Skills	17
Glossary	21

Executive Summary

This report provides an overview of qualification activity for SQA Accreditation approved awarding bodies for the third quarter of 2011–12 (October–December 2011). The data is obtained directly from awarding bodies as part of their quarterly submission requirements and as such they are responsible for ensuring the accuracy of the data submitted.

Currently Accredited Qualifications

During the third quarter of 2011–12 there were 938 accredited qualifications. These consisted of 750 Scottish Vocational Qualifications (SVQs) (80% of all qualifications), 39 Regulatory and Licensing qualifications (4% of all qualifications) and 149 'Other' accredited qualifications (16% of all qualifications).

SQA Accreditation collects quarterly registration and certification data from all its approved awarding bodies. The following summarises the data for Q3 2011–12:

Scottish Vocational Qualifications — 13,739 SVQ registrations were received, across all levels; an increase of 10% compared to the same quarter in the previous year. During the same period 8,652 SVQ certifications were submitted across all levels; an increase of 3% compared to the same quarter in the previous year. As was the case last quarter (Q2, 2011–12), SVQ Levels 2 and 3 had the highest number of registrations and certifications reflecting the high number of qualifications at these levels compared to other levels.

Regulatory and Licensing Qualifications — 3,118 Regulatory and Licensing registrations were submitted to SQA Accreditation; an increase of 19% compared to Q3, 2010–11. During the same period 3,035 Regulatory and Licensing certifications were submitted to SQA Accreditation; an increase of 21% compared to the same period in 2010–11.

'Other' Qualifications — 8,845 'Other' qualification registrations were submitted to SQA Accreditation; an increase of 1,532% compared to the same period in 2010–11. During the same period 4,319 'Other' certifications were submitted; an increase of 1,189% compared to Q3, 2010–11.

Analysis by Awarding Body

It was clear from the data that different awarding bodies specialised in different qualification types, for example, in terms of registering and certificating SVQ candidates, SQA was the leading awarding body, while BIIAB was the leader for Regulatory and Licensing qualifications and NEBOSH was the front runner for 'Other' qualifications.

SVQs — SQA registered 10,631 candidates (77% of all SVQ registrations) and certificated 6,009 (69% of all SVQ certifications).

Regulatory and Licensing qualifications — BIIAB registered 1,507 candidates (48% of all Regulatory and Licensing registrations) and certificated 1,464 (48% of all Regulatory and Licensing certifications).

Other — NEBOSH registered 5,100 candidates (57% of all 'Other' registrations) and certificated 1,768 (40% of all 'Other' certifications).

Analysis by Area of Competence

Areas 007: Providing Goods and Services and Area 008: Providing Health, Social Care and Protective Services demonstrated the highest number of registrations and certifications for all qualification types.

Introduction

This statistical report is published by SQA Accreditation which is the national accrediting body for Scotland. We set and specify the requirements for accrediting qualifications in order to support the needs of learners and employers in Scotland. We do this by promoting and maintaining public confidence in accredited qualifications and approved awarding bodies.

The information shown has been produced from data provided to SQA Accreditation by the respective awarding bodies. Data covers SQA accredited qualifications during the third quarter of 2011–12 (October–December) and focuses on those candidates who were:

- Registered for an SQA accredited qualification
- Certificated for an SQA accredited qualification

At the point of accreditation, all qualifications are allocated a *qualification type* and an *area of competence*, which are used to classify qualifications in this report. This provides information on the number of registrations and certifications according to awarding body, area of competence, qualification type and level. Data may be revised in subsequent reports due to late submission or if any errors are identified.

For upcoming data submissions, the following deadline dates apply and must be adhered to by all awarding bodies in order to ensure consistency and accuracy of data in future reports:

- 13 April 2012 for Q4 2011–12 data (January to March 2012)
- 13 July 2012 for Q1 2012–13 data (April to June 2012)
- 12 October 2012 for Q2 2012–13 data (July to September 2012)
- 18 January 2013 for Q3 2012–13 data (October to December 2012)

Quarterly Statistics

SQA Accreditation has always accredited SVQs. In 2006 the remit was extended to accredit Regulatory and Licensing Qualifications and later in 2009 this remit was further opened up to include the accreditation of all qualifications excluding degrees. This report covers all qualifications types that we accredit, categorised as:

- Scottish Vocational Qualifications (SVQs)
- Regulatory and Licensing qualifications (R&L)
- ‘Other’ accredited qualifications


The report presents an overview of accreditation activity for the third quarter of 2011–12 (October–December 2011). It also reports qualifications statistics based on the data submitted to us by awarding bodies. Awarding bodies have responsibility for ensuring the accuracy of the data submitted.

Please note, City & Guilds data for this quarter has been omitted from this report because discussions are on-going to obtain clarification around data relating to SVQs which have pathways. When the data is available an addendum to this report will be produced and will be made available on the SQA Accreditation website.

Currently Accredited Qualifications

During the third quarter of 2011–12 there were 938 accredited qualifications. These are made up of 750 SVQs (80%), 39 Regulatory and Licensing qualifications (4%) and 149 ‘Other’ accredited qualifications (16%).

Figure 1 - Accredited Qualifications



The total number of qualifications accredited has remained the same from Q2 at 938. Although from this total the number of SVQs has decreased by two per cent and the number of ‘Other’ qualifications has risen by two per cent.

The most substantial growth occurred in the 'Other' qualifications. The increase is due to three new approved awarding bodies gaining accreditation for their qualifications (ACCA, CIH and RAD).

Top 10 Registrations and Certifications

During the third quarter of 2011–12 (Oct–Dec) the following 10 qualifications experienced the highest number of registrations across all qualification types:

Table 1 - Top 10 performing qualifications in terms of Registrations

Qualification Title	Qualification Type	No. of Registrations
NEBOSH National General Certificate in Occupational Health and Safety	Other	3,246
SQA SVQ 2 Health and Social Care	SVQ	1,170
BIIAB Scottish Certificate for Personal Licence Holders	R&L	982
Edexcel SVQ 2 in Retail Skills	SVQ	792
ITC Certificate in Outdoor First Aid	Other	789
SQA SVQ 3 Health and Social Care (Adults)	SVQ	606
NEBOSH National Certificate in Construction Health and Safety	Other	529
NEBOSH National Certificate in Fire Safety and Management	Other	527
NEBOSH National Diploma in Occupational Health and Safety	Other	486
SQA SVQ 3 Children's Care Learning and Development	SVQ	457

During the third quarter of 2011–12 (Oct–Dec) the following 10 qualifications experienced the highest number of certifications across all qualification types:

Table 2 - Top 10 performing qualifications in terms of certifications

Qualification Title	Qualification Type	No. of Certifications
Edexcel SVQ 2 in Retail Skills	SVQ	1,811
NEBOSH National General Certificate in Occupational Health and Safety	Other	1,052
BIIAB Scottish Certificate for Personal Licence Holders	R&L	944
SQA SVQ 2 Health and Social Care	SVQ	937
ITC Certificate in Outdoor First Aid	Other	780
SQA SVQ 3 Health and Social Care (Adults)	SVQ	561
BIIAB Award in Door Supervision (Scotland)	R&L	321
Edexcel BTEC Award in Door Supervision (Scotland)	R&L	315
EDI Scottish Certificate for Personal Licence Holders (On-Sales and Off-Sales)	R&L	296
STA Award in Emergency First Aid at Work	R&L	246

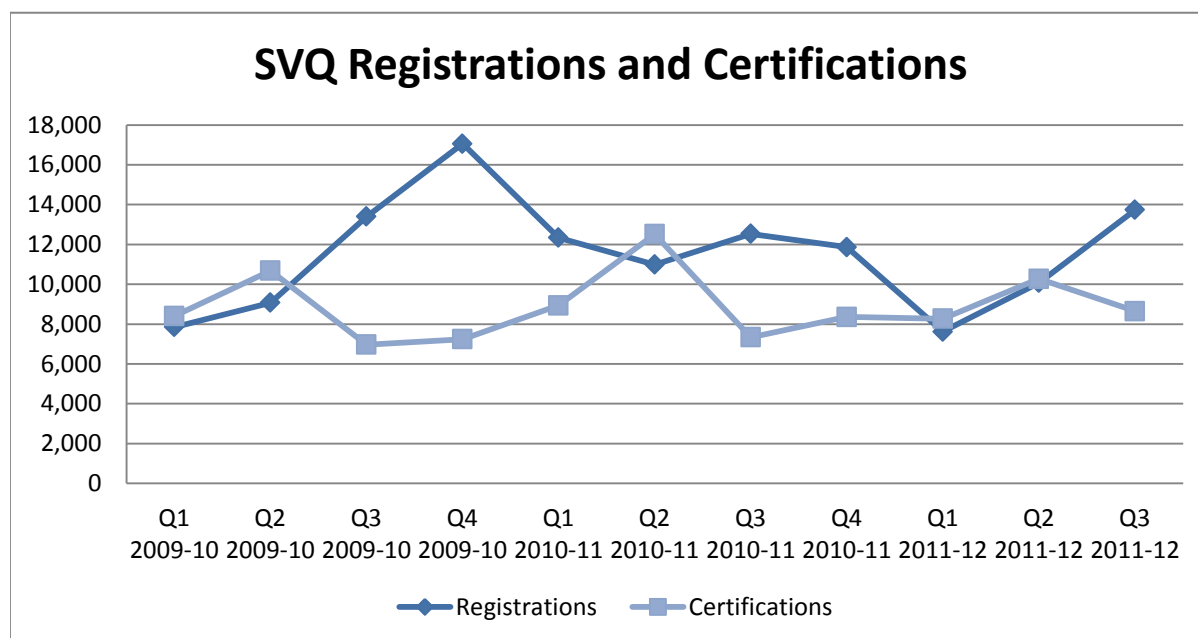
Analysis by Qualification Type

SQA Accreditation has collected SVQ data from awarding bodies for several years and is able to present trends in this data. Since starting to collect data for R&L and 'Other' qualifications in April 2010, it is now possible to start providing similar analysis across all qualification types without limiting statistics to SVQs.

Scottish Vocational Qualifications (SVQ)

During the third quarter of 2011–12 (Oct–Dec) 13,739 SVQ registrations were received, across all levels.

Figure 2 - SVQ Registrations and Certifications



This is an increase of 10% compared to the same time last year and an increase of 3% on the same time in 2009. During the same period 8,652 SVQ certifications were submitted across all levels; an increase of 18% compared to the same quarter last year and an increase of 24% on the same time in 2009.

These registrations and certifications cover 725 different qualifications offered by 17 different awarding bodies. During this quarter, SVQs represented 80% of all currently accredited qualifications, 53% of all registrations and 54% of all certifications.

The SVQ with the highest number of registrations this quarter was the SQA SVQ 2 in Health and Social Care with 1,170 registrations. The SVQ with the highest number of certifications this quarter was the Edexcel SVQ 2 in Retail Skills with 1,811 certifications.

Analysis by SVQ Level: SVQ Registrations and Certifications by Level

The majority of SVQ registrations were at Level 2, with 6,596 registrations representing 48% of SVQ registrations. The majority of SVQ certifications were at Level 2, with 4,704 certifications representing 55% of SVQ certifications during the third quarter of 2011–12 (Oct–Dec) (see Figures 3 and 4).

Figure 3 - Registrations by SVQ Level

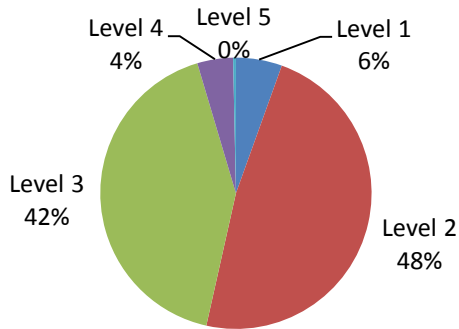
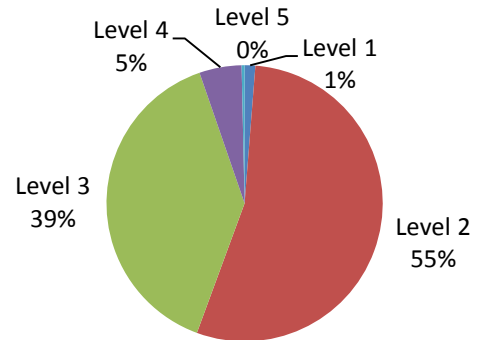


Figure 4 - Certifications by SVQ Level



The distribution of registrations and certification across levels remains relatively stable with the majority of registrations and certifications being at Levels 2 and 3 for the last year. Level 2 and 3 SVQs show higher levels of registrations and certifications because there are considerably more of these qualifications relative to other levels as shown below in Table 3.

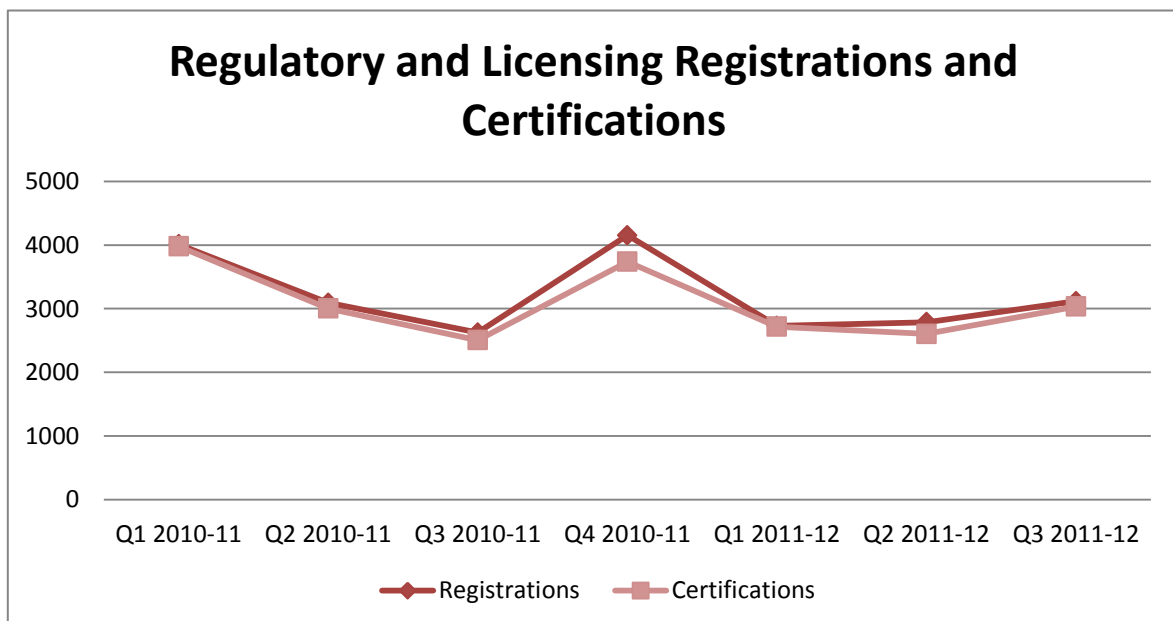
Table 3 – SVQ Levels

SVQ Level	No. of SVQs
Level 1	43
Level 2	327
Level 3	314
Level 4	57
Level 5	9

This may be linked to the increased focus on Modern Apprenticeships (MA) for which these SVQs may form a considerable part. In light of the fact that the Scottish Government marketed the MA as a flagship programme in the refreshed skills strategy it remains a reasonable connection to make.

Regulatory and Licensing Qualifications (R&L)

Figure 5 - Regulatory and Licensing Registrations and Certifications



During the third quarter of 2011–12 (Oct–Dec) 3,118 Regulatory and Licensing registrations were submitted to SQA Accreditation. This is an increase of 19% compared to the same time last year. During the same period 3,035 Regulatory and Licensing certifications were submitted to SQA Accreditation; also an increase of 21% compared to the same quarter last year. The peak in Q4 2010–2011 is largely related to the 616 registrations submitted by City & Guilds which were not submitted in quarters 1, 2 and 3 of 2011–12.

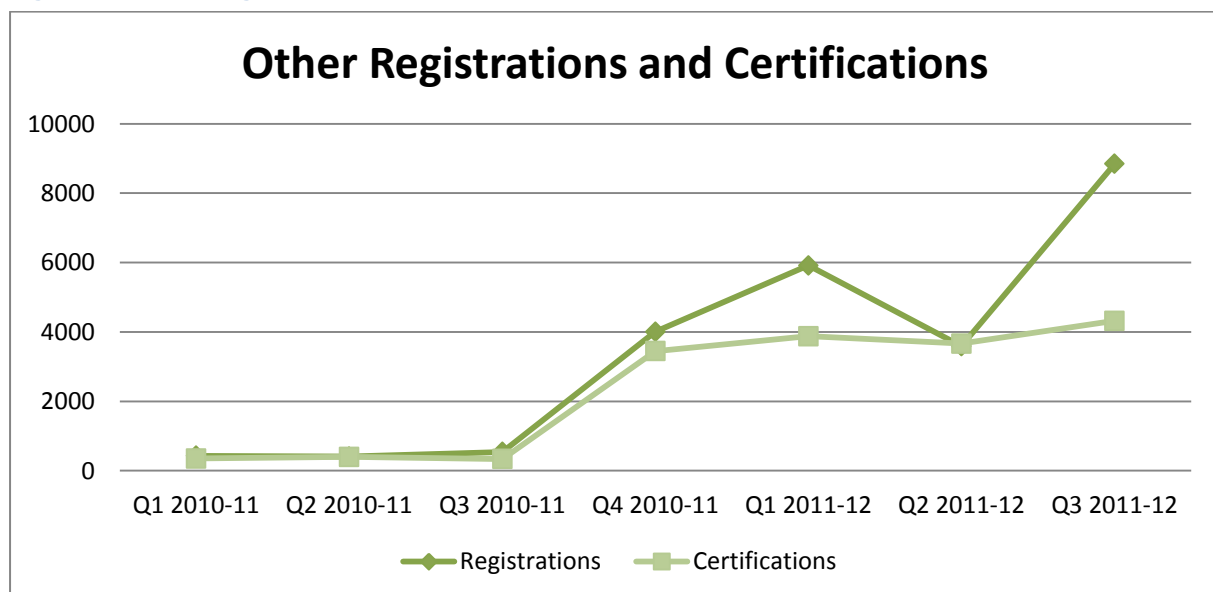
These registrations and certifications cover 38 different qualifications offered by nine different awarding bodies. During this quarter, Regulatory and Licensing qualifications represented 4% of all currently accredited qualifications, 12% of all registrations and 19% of all certifications. The Regulatory and Licensing qualification with the highest number of registrations this quarter was the BIIAB Scottish Certificate for Personal Licence Holders (SCPLH) with 982 registrations. This qualification also experienced the highest number of R&L certifications with 944.

All Other Accredited Qualifications (Other)

During the third quarter of 2011–12, 8,845 ‘Other’ qualification registrations were submitted to SQA Accreditation. This is an increase of 1,532% compared to the same quarter of the previous year. During the same period 4,319 ‘Other’ certifications were submitted; an increase of 1,189% compared to the same quarter of the previous year. ‘Other’ qualifications have shown a steady increase in certifications over the last year.

The huge percentage increase in ‘Other’ registrations and certifications over the past year is due to the increasing number of ‘Other’ qualifications being accredited and NEBOSH being accredited to offer the Health and Safety qualifications. In particular, the NEBOSH National General Certificate in Occupational Health and Safety which has been the ‘Other’ qualification with the highest number of registrations and certifications since Q4 2010–11.

Figure 6 - ‘Other’ Registrations and Certifications



These registrations and certifications cover 116 different qualifications offered by 16 different awarding bodies. During this quarter, other qualifications represented 16% of all currently accredited qualifications, 34% of all registrations and 27% of all certifications.

The 'Other' qualification with the highest number of registrations this quarter was the NEBOSH National General Certificate in Occupational Health and Safety with 3,246 registrations. This qualification also experienced the highest number of 'Other' certifications with 1,052.

Analysis by Awarding Body

During Q3 2011–12 (Oct–Dec) the awarding body with the highest number of SVQ registrations overall was SQA with 10,631 registrations (77% of all SVQ registrations). This awarding body also experienced the highest number of SVQ certifications overall with 6,009 certifications (69% of all SVQ certifications).

For Regulatory and Licensing qualifications, the top registering and certifying awarding body was BIIAB with 1,507 registrations (48% of all Regulatory and Licensing registrations) and 1464 certifications (48% of all Regulatory and Licensing certifications).

NEBOSH was the top registering and certifying awarding body for 'Other' qualifications with 5,100 registrations (57% of all 'Other' registrations) and 1,768 certifications (40% of all 'Other' certifications).

Figure 7 - Types of Registrations by Awarding Body

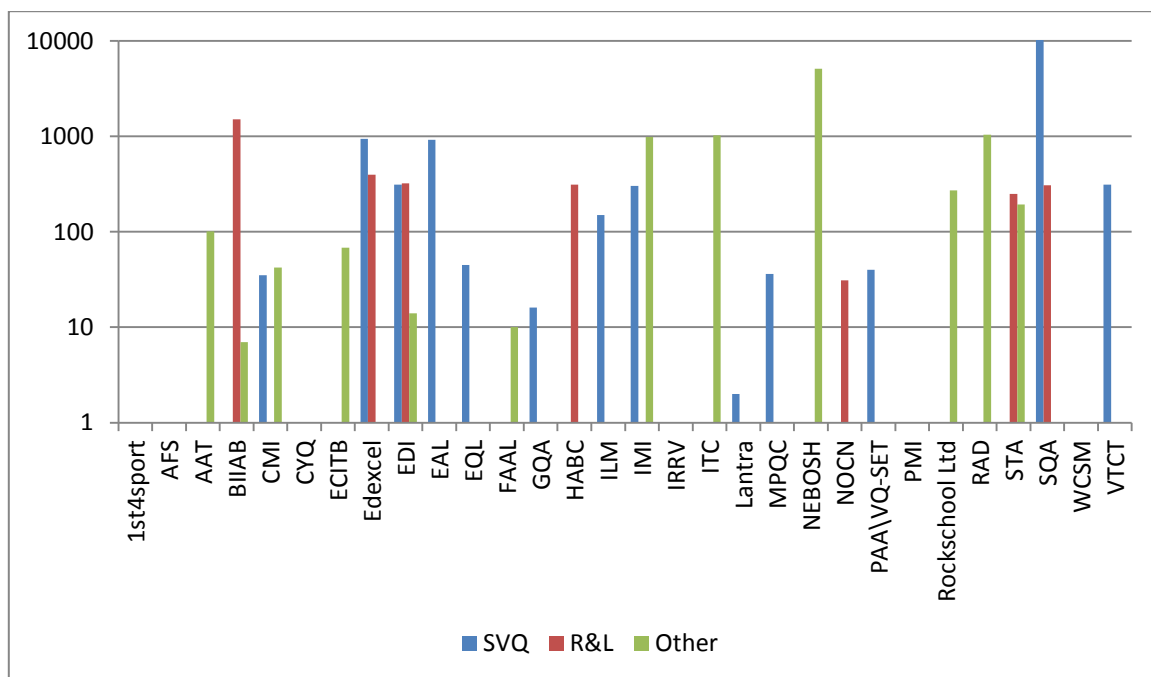
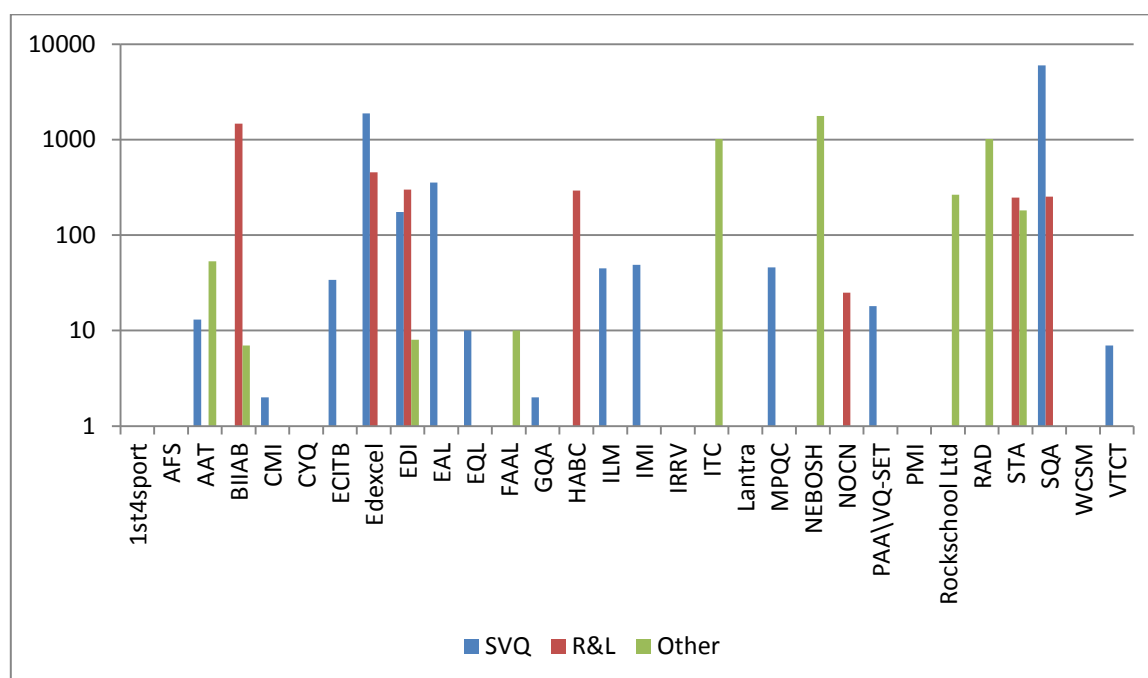


Figure 8 - Types of Certifications by Awarding Body



Throughout Q3 2011–12, 1st4sport, AFS, CYQ and WCSM all indicated that they had no registrations or certifications for any of their qualifications. In terms of breakdown by qualification type, awarding bodies tend to focus on specific qualification types with only EDI registering or certificating qualifications across all types. (See Figures 7 and 8 above — please note the scale used in these graphs has been adjusted to make the figures more readable when comparing BIIAB, Edexcel, NEBOSH and SQA.)

Analysis by Area of Competence

SQA Accreditation has developed 11 areas of competence and each qualification is assigned an area of competence at the time of accreditation as shown below.

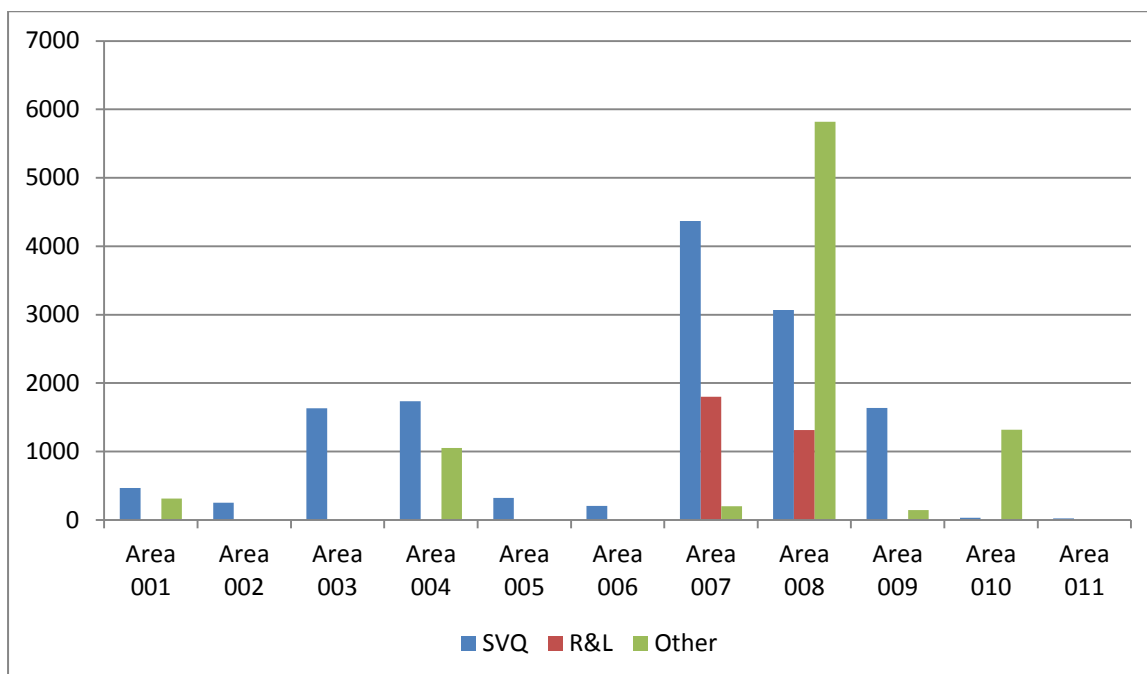
- 001 Tending Animals, Plants and Land
- 002 Extracting and Providing Natural Resources
- 003 Constructing
- 004 Engineering
- 005 Manufacturing
- 006 Transporting
- 007 Providing Goods and Services
- 008 Providing Health, Social Care and Protective Services
- 009 Providing Business Services
- 010 Communicating and Entertaining
- 011 Developing and Extending Knowledge and Skill

Each awarding body and Sector Skills Council has a responsibility for verifying the allocation of these areas on a monthly basis when they are published at the following website <http://www.sqa.org.uk/sqa//42336.html> These classifications are combined with registration and certification data submitted by awarding bodies to produce the statistics below.

Registrations by Areas of Competence

Registrations across areas of competence vary considerably. The following diagram provides an overview of the number of registrations for each area of competence further broken down by qualification type.

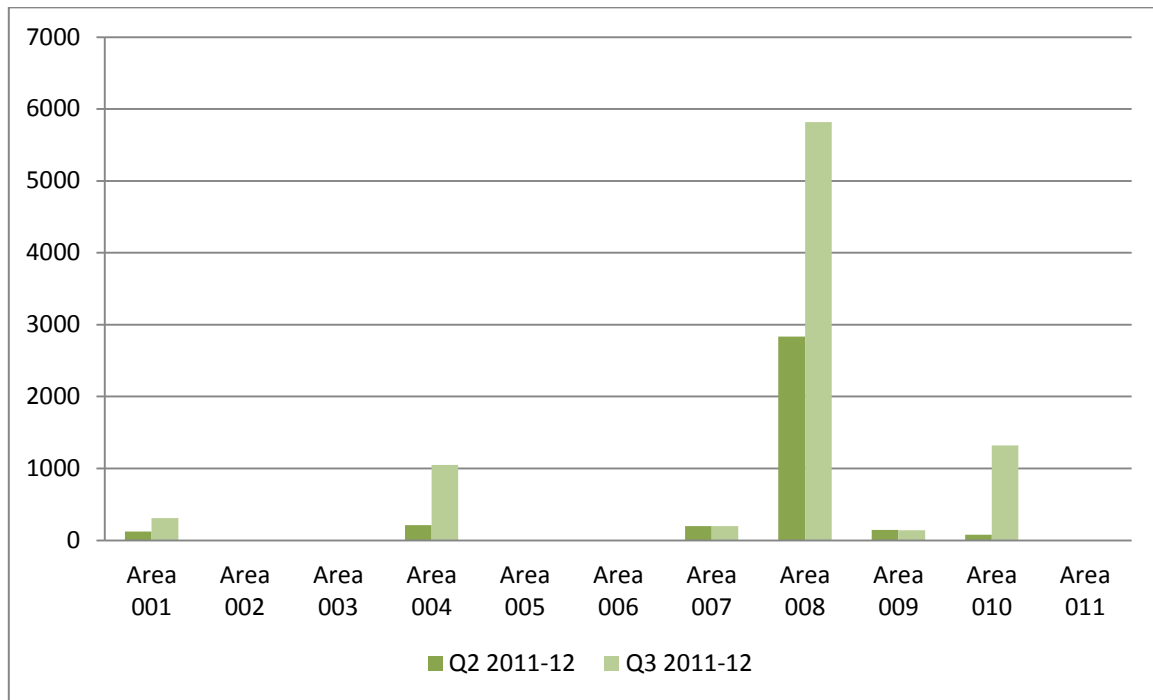
Figure 9 - Registrations by area of competence and qualification type



- The area of competence which experienced the highest number of SVQ registrations was Area 007: Providing Goods and Services with 4,368 registrations, representing 31% of SVQs during the third quarter of 2011–12 (Oct–Dec).
- The area of competence which experienced the highest number of Regulatory and Licensing registrations was Area 007: Providing Goods and Services with 1,802 registrations, representing 57% of Regulatory and Licensing qualifications during the third quarter of 2011–12 (Oct–Dec).
- The area of competence which experienced the highest number of ‘Other’ registrations was Area 008: Providing Health, Social Care and Protective Services with 5,820 registrations, representing 65% of ‘Other’ qualifications during the third quarter of 2011–12 (Oct–Dec).

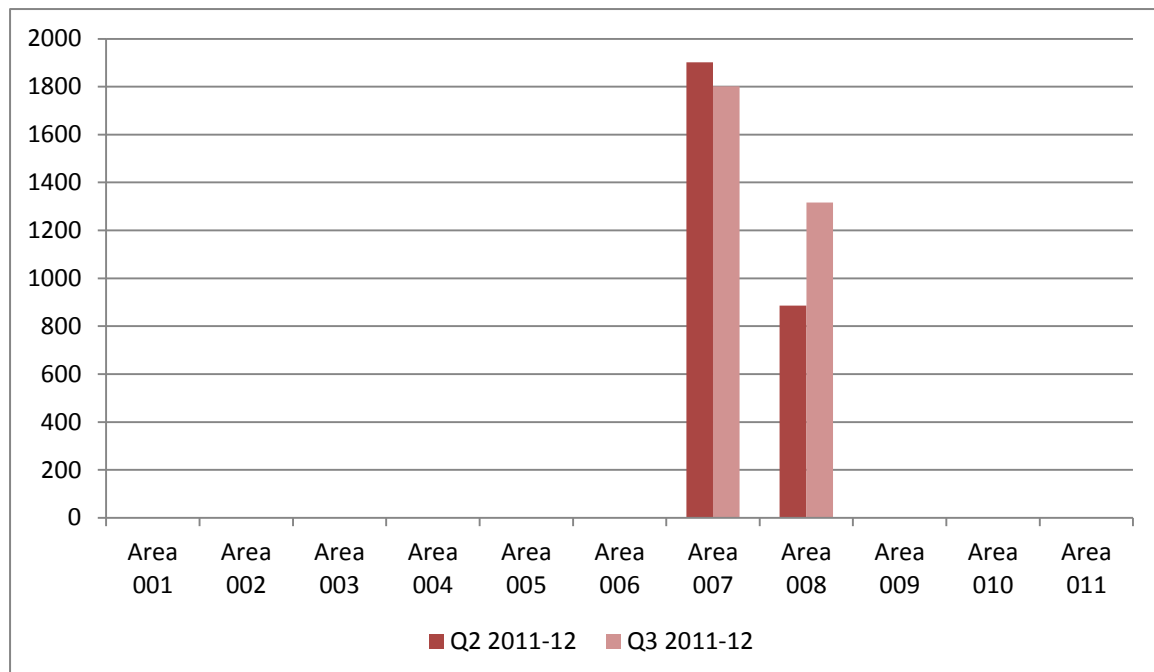
Compared to the previous quarter all areas for ‘Other’ qualifications experienced an increase except Area 009: Providing Business Services which experienced a slight drop in registrations. Area 008: Providing Health, Social Care and Protective Services had the largest growth by 105% as shown in Figure 10 below.

Figure 10 - Registrations for 'Other' Qualifications



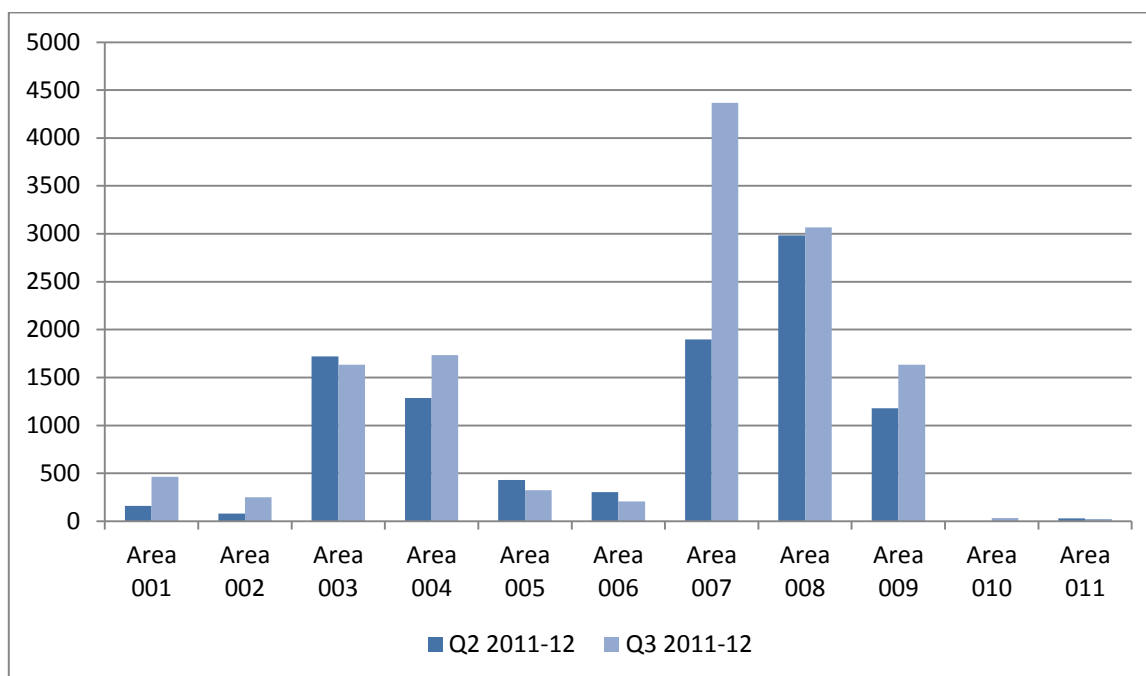
The distribution of qualifications across areas has changed slightly for the Regulatory and Licensing qualifications with an increase of 49% for Area 008: Providing Health, Social Care and Protective Services and a decrease of 5% for Area 007: Providing Goods and Services as shown in Figure 11. These qualifications are only offered in the areas of Providing Goods and Services and Providing Health, Social Care and Protective Services.

Figure 11 – Registrations for Regulatory and Licensing Qualifications



Similarly, for SVQs registrations, the range of areas has not changed as shown in Figure 12. However, compared to the previous quarter there has been a slight decrease in Areas 003, 005, 006 and 011.

Figure 12 - Registrations for SVQs

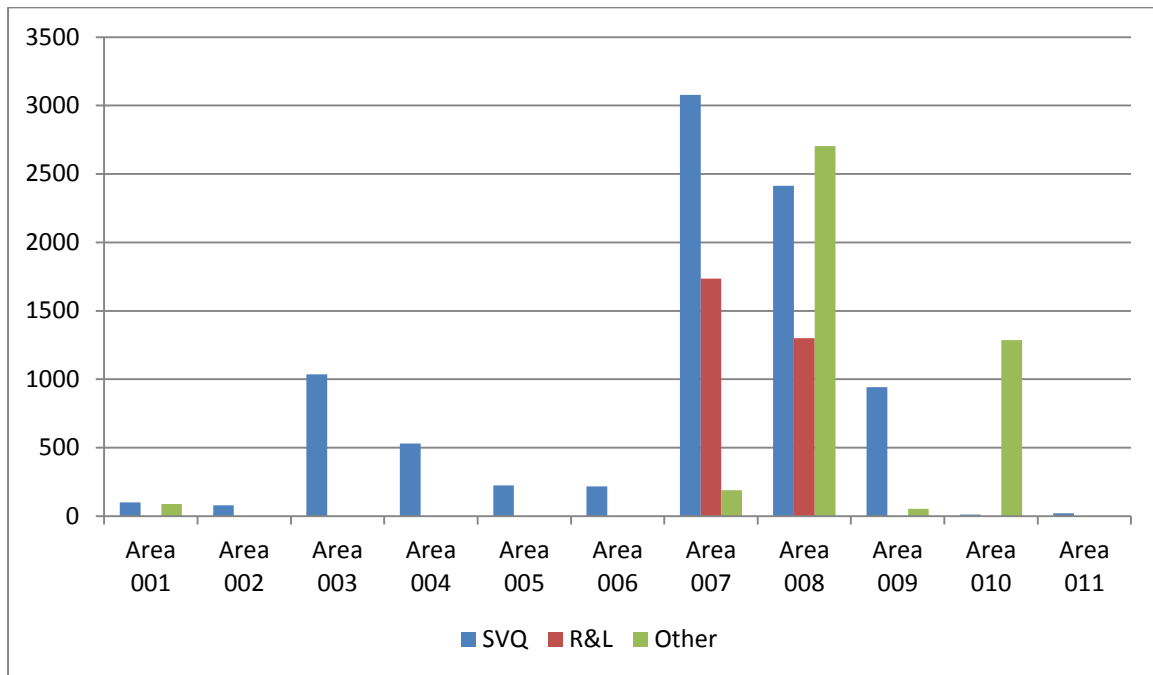


Certifications by Area of Competence

Certifications by area of competence are considerably lower than registrations, yet the general trends are similar in the sense that the most certifications were for areas 007 and 008.

- The area of competence which experienced the highest number of SVQ certifications was Area 007: Providing Goods and Services with 3,078 certifications, representing 19% of SVQs during this period.
- The area of competence which experienced the highest number of Regulatory and Licensing certifications was Area 007: Providing Goods and Services with 1,736 certifications, representing 57% of Regulatory and Licensing qualifications during the same period.
- The area of competence which experienced the highest number of 'Other' certifications was Area 008: Providing Health, Social Care and Protective Services with 2,703 certifications, representing 62% of 'Other' qualifications during the same period.

Figure 13 - Certifications by Area of Competence and Qualification Type



When comparing certifications to Q2 2011–12, the number and distribution of certifications across the areas of competence and qualification types remained fairly stable.

Analysis by Qualification Developer

SQA Accreditation focuses more directly on analysis by area of competence rather than Sector Skills Councils or qualification structure developers because some SSCs develop qualifications across a range of sectors. Nevertheless, the breakdown of registrations and certifications by qualification structure developer is presented in Figures 14 and 15.

Figure 14 - Registration by Qualification Structure Developer

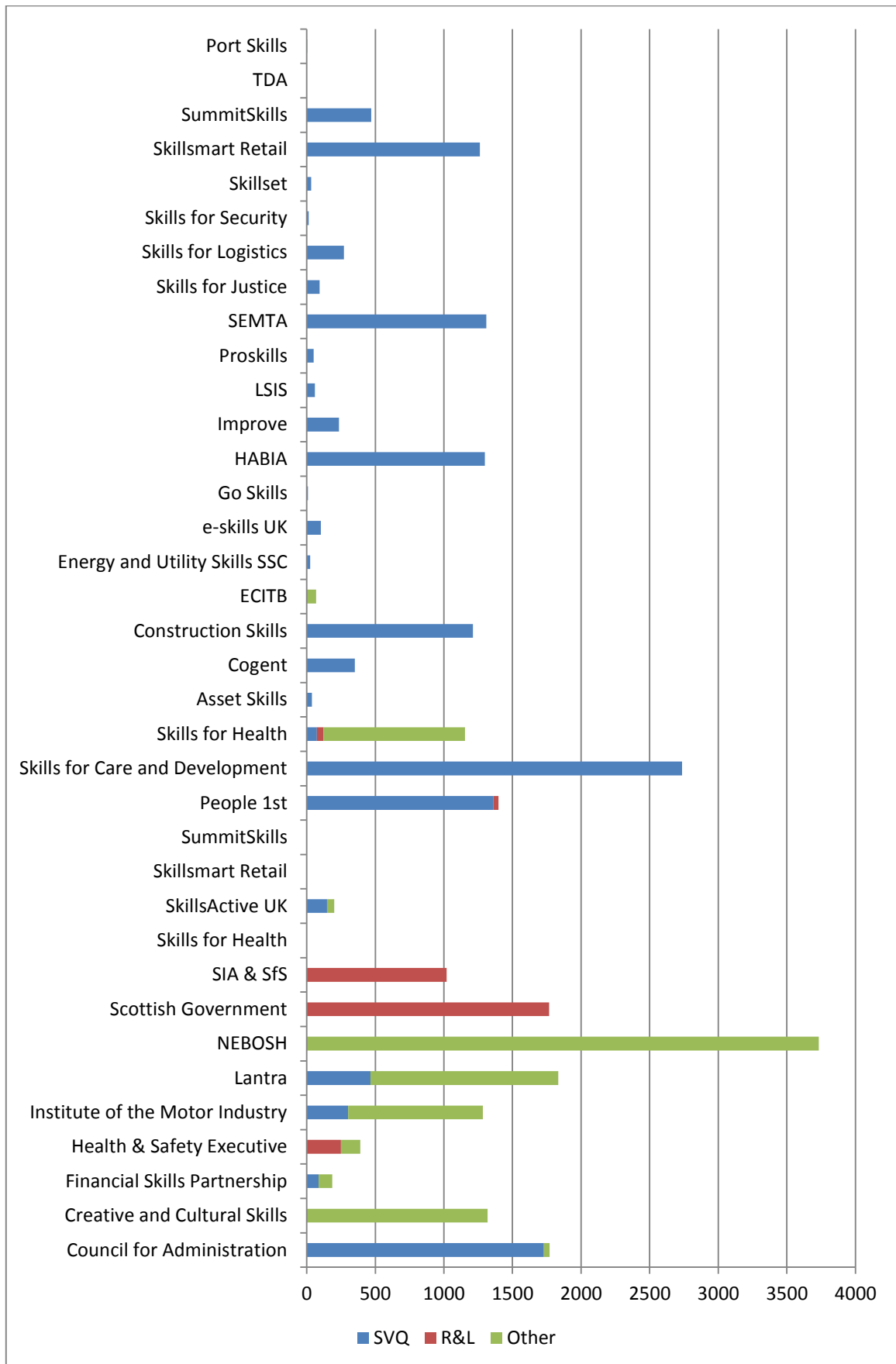
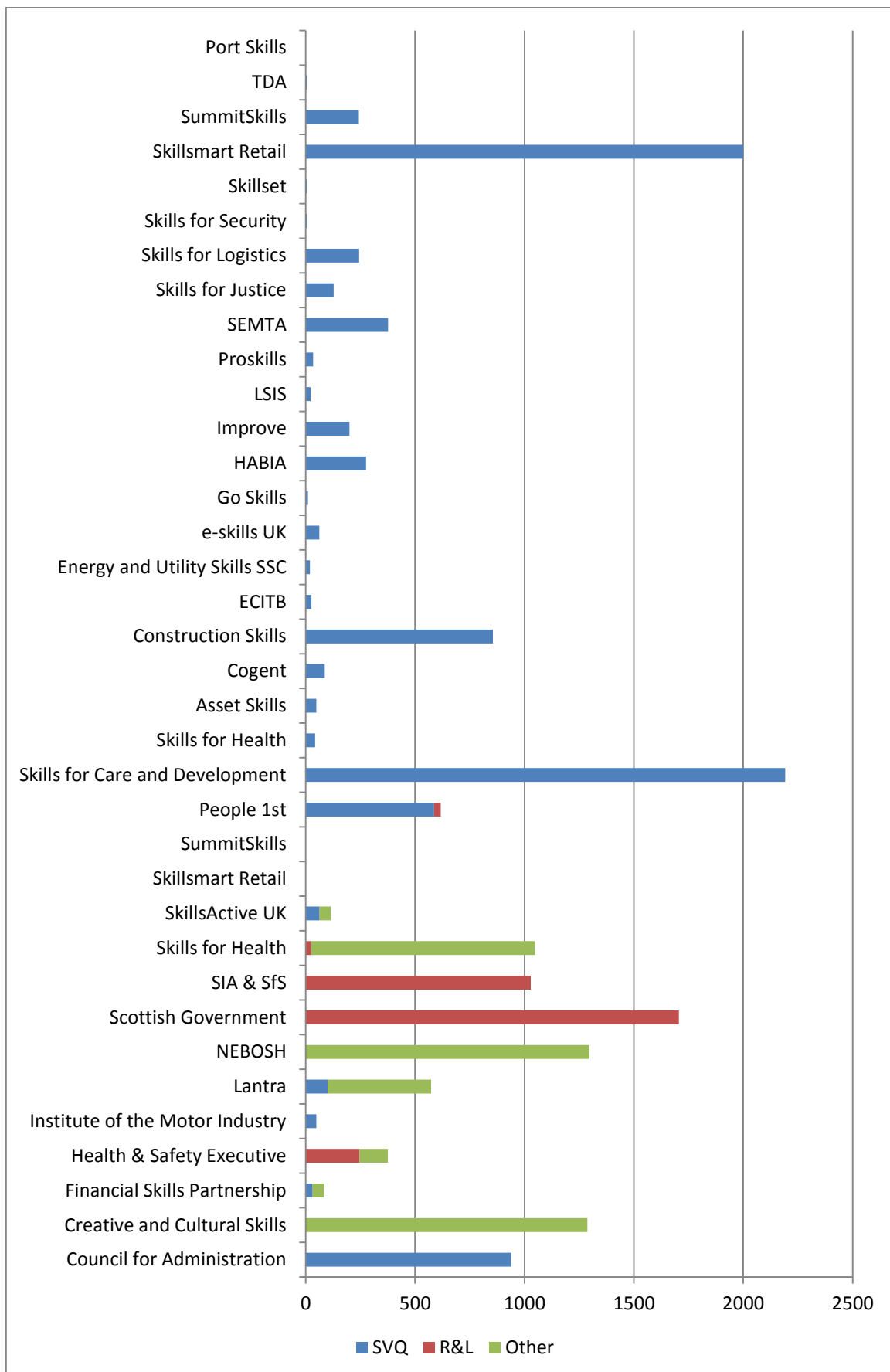


Figure 15 - Certification by Qualification Structure Developer

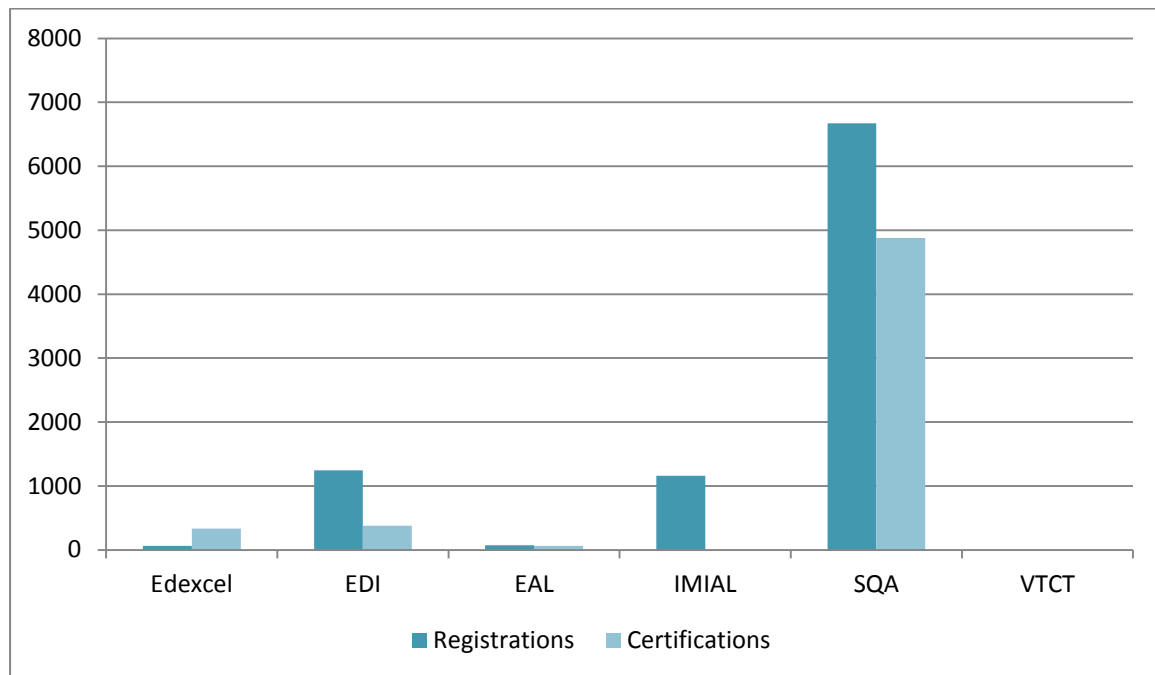


Workplace Core Skills

During the third quarter of 2011–12 there were 135 accredited Workplace Core Skills; these range from SCQF level 3 to 6.

There were 9,213 Workplace Core Skills registrations and 5,650 certifications in total. The awarding body with the most registrations and certifications was SQA with 72% of registrations and 86% of certifications.

Figure 16 – Core Skills by Awarding Body



The Workplace Core Skill with the most registrations and certifications was the Working with Others (SCQF level 4) offered by SQA with 1,022 registrations and 788 certifications.

Registrations and Certifications for Workplace Core Skills are higher in all categories at SCQF level 4 as shown in Figures 17, 18, 19, 20 and 21 below.

Figure 17 – Communication Core Skills

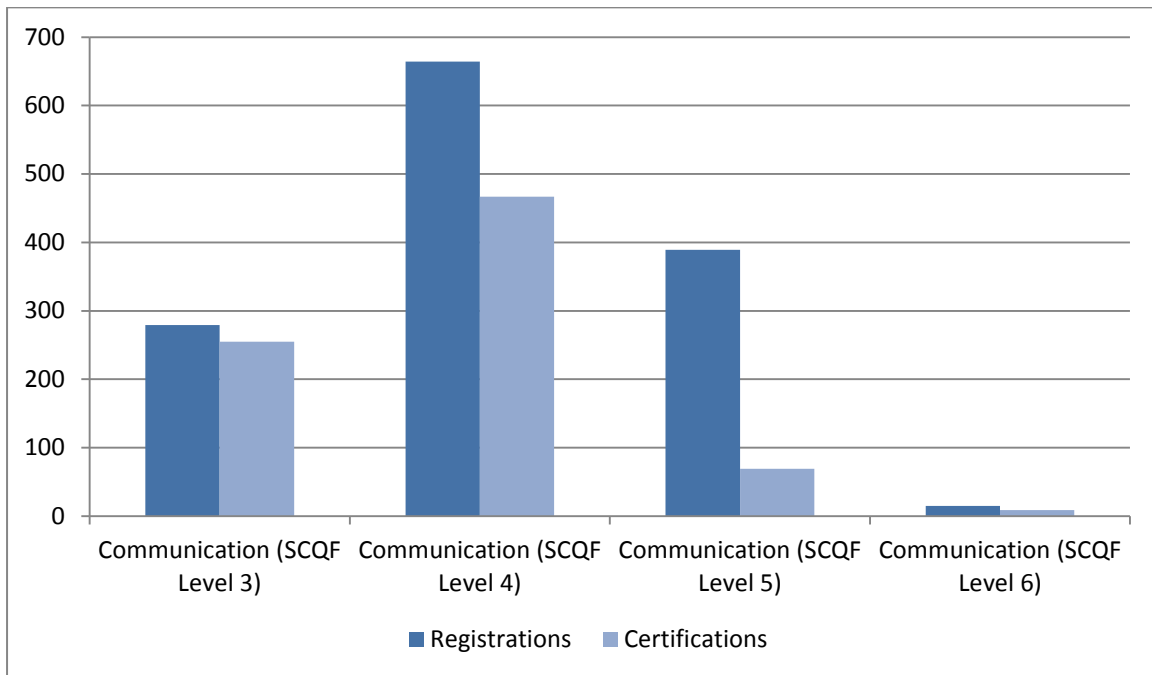


Figure 18 – Information and Communication Technology Core Skills

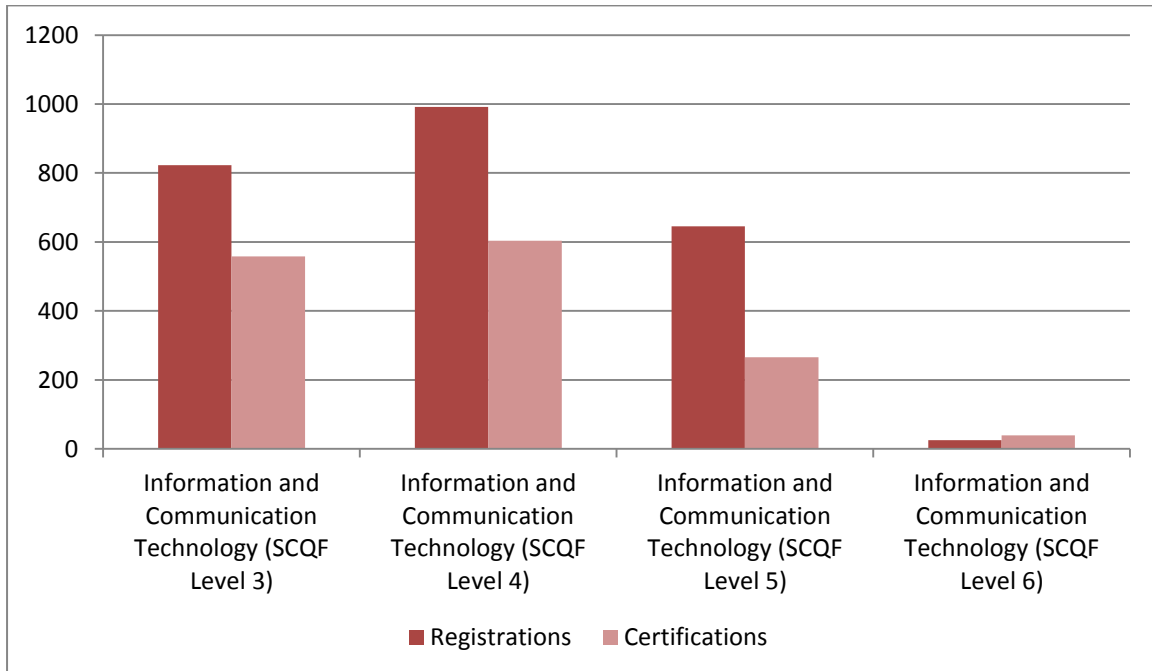


Figure 19 – Numeracy Core Skills

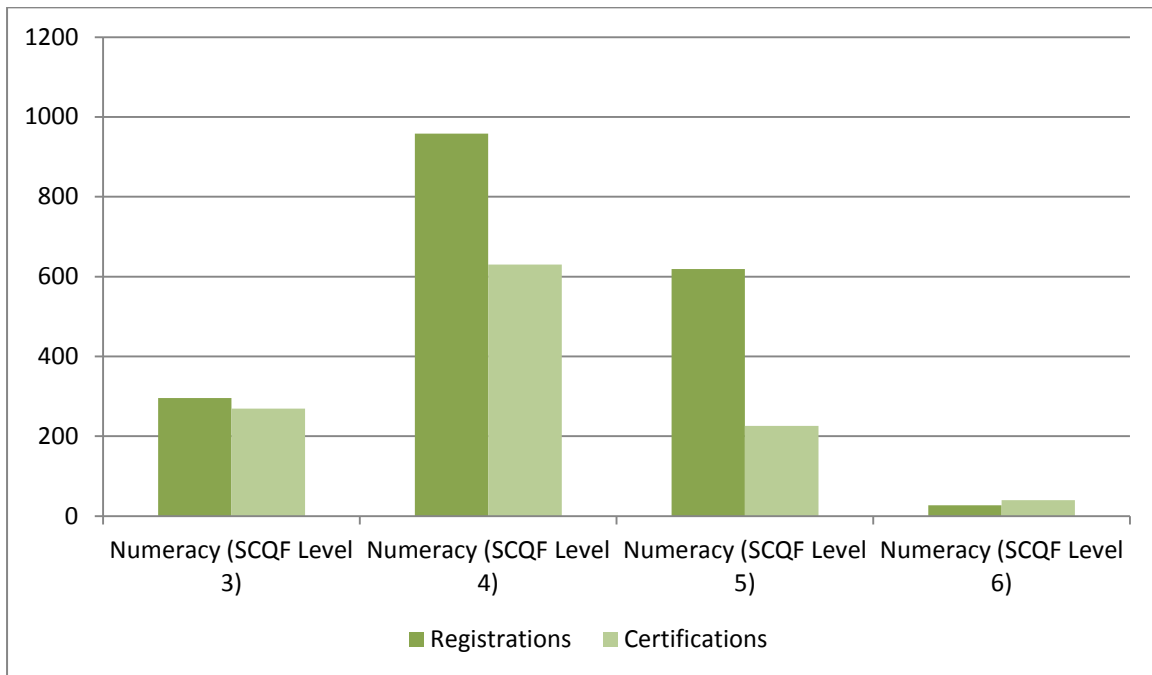


Figure 20 – Problem Solving Core Skills

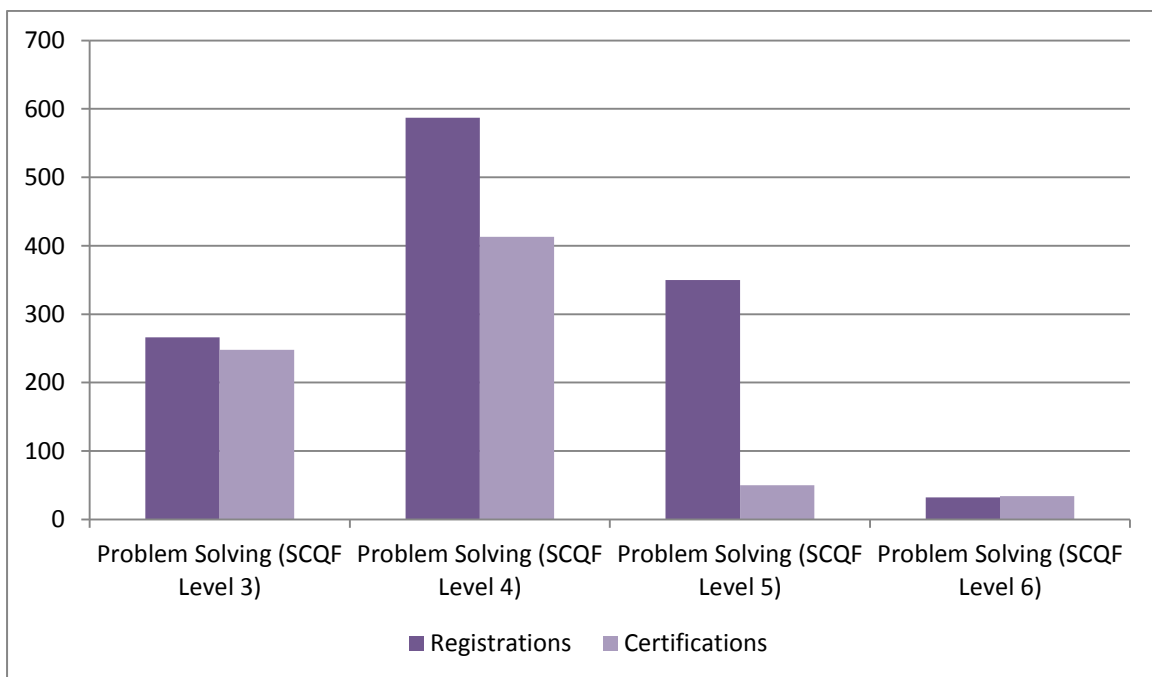
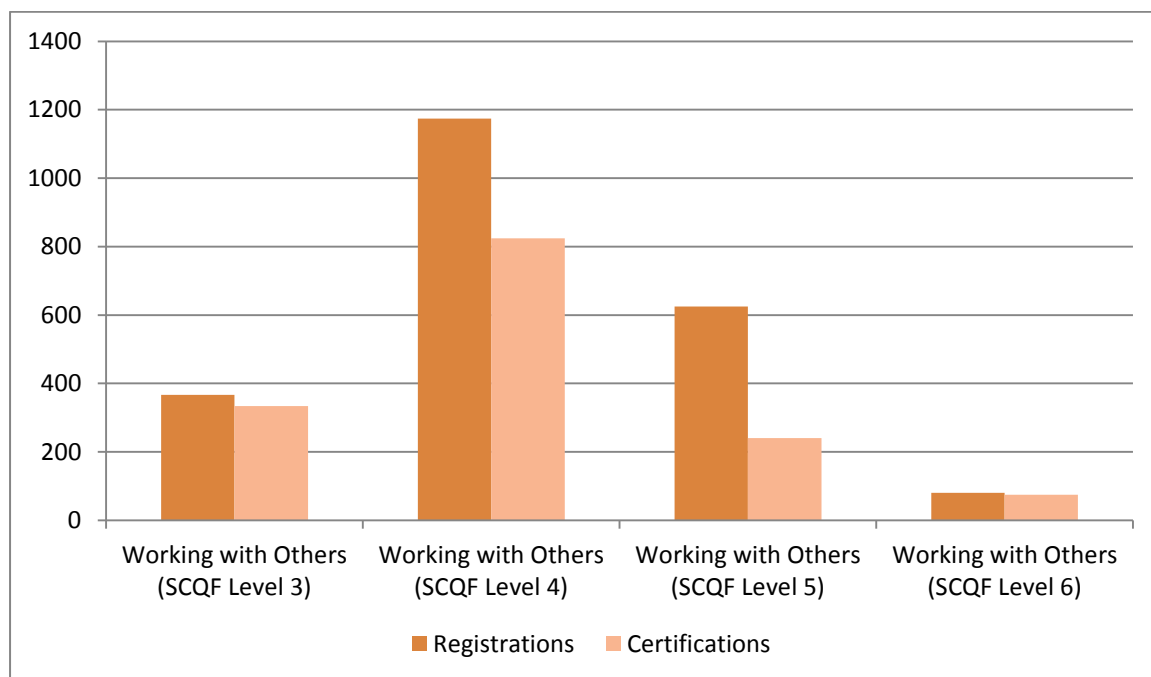


Figure 21 – Working with Others Core Skills



Glossary

Term	Description
Area of Competence	There are 11 occupational areas of competence. These range from Tending Animals, Plants and Land, to Engineering to Developing and Extending Knowledge and Skill. All SVQs are organised by the area of competence to which they belong.
Certifications	The process by which a centre requests a SVQ certificate for a candidate who has completed the full SVQ.
‘Other’ Accredited Qualification	All ‘Other’ accredited qualifications which are not SVQs or regulatory and licensing qualifications.
Registrations	The process by which a centre informs an awarding body that a candidate has commenced working towards a SVQ.
Regulatory and Licensing Qualification	Qualifications which are defined or required by industry regulators, such as the Security Industry Authority, and often underpin licence to practise schemes.
Scottish Vocational Qualification	Scottish Vocational Qualifications (SVQs) are qualifications which combine skills, knowledge and ability within a specific occupational area and are delivered in a workplace setting. The standards for SVQs are designed by the appropriate Sector Skills Council (SSC).

Acronym	Awarding Body
N/A	1st4sport Qualifications
ACCA	The Association of Chartered Certified Accountants
AFS	Alcohol Focus Scotland
AAT	Association of Accounting Technicians
N/A	BIIAB
CYQ	Central YMCA Qualifications
CIH	Chartered Institute of Housing
CMI	Chartered Management Institute
N/A	City & Guilds
N/A	Edexcel
EDI	Education Development International plc.
EAL	EMTA Awards Limited
ECITB	Engineering Construction Industry Training Board
EQL	Equestrian Qualifications GB Limited
FAAL	First Aid Awards Limited
GQA	GQA Qualifications Limited
HABC	Highfield Awarding Body for Compliance
ILM	Institute of Leadership and Management
N/A	IMI Awards
IRRV	Institute of Revenues Rating and Valuation
N/A	Lantra Awards Limited
ITC	ITC First Aid Limited
MPQC	Mineral Products Qualifications Council

Acronym	Awarding Body
NOCN	National Open College Network
NEBOSH	National Examination Board in Occupational Safety and Health
N/A	Rockschool Limited
RAD	The Royal Academy of Dance
N/A	PAA/VQ-SET
STA	Safety Training Awards
N/A	Scottish Association of Master Bakers
SQA	Scottish Qualifications Authority
WCSM	The Worshipful Company of Spectacle Makers
VTCT	Vocational Training Charitable Trust