

Quarterly Statistics Report

Report on accredited qualifications

January to March 2012

Publication date: June 2012

Publication code: AE5955

Published by the Scottish Qualifications Authority
The Optima Building, 58 Robertson Street, Glasgow, G2 8DQ
Lowden, 24 Wester Shawfair, Dalkeith, Midlothian EH22 1FD

www.sqa.org.uk

The information in this publication may be reproduced in support of SQA qualifications. If it is reproduced, SQA should be clearly acknowledged as the source. If it is to be used for any other purpose, then written permission must be obtained from the Communications Team at SQA. It must not be reproduced for trade or commercial purposes.

© Scottish Qualifications Authority 2012

Contents

Contents.....	1
Executive summary.....	1
Introduction	3
Quarterly statistics	4
Currently accredited qualifications	4
Top 10 registrations and certifications.....	5
Analysis by qualification type	5
Analysis by awarding body	9
Analysis by area of competence	10
Analysis by qualification developer	14
Workplace Core Skills	17
Glossary	21

Executive summary

This report provides an overview of qualification activity for SQA Accreditation approved awarding bodies for the fourth quarter of 2011–12 (January–March 2012). The data is obtained directly from awarding bodies as part of their quarterly submission requirements and as such they are responsible for ensuring the accuracy of the data submitted.

Currently accredited qualifications

During the fourth quarter of 2011–12 there were 908 accredited qualifications. These consisted of 717 Scottish Vocational Qualifications (SVQs) (79% of all qualifications), 39 Regulatory and Licensing qualifications (4% of all qualifications) and 152 'Other' accredited qualifications (17% of all qualifications).

SQA Accreditation collects quarterly registration and certification data from all its approved awarding bodies. The following summarises the data for Q4 2011–12:

Scottish Vocational Qualifications — 11,964 SVQ registrations were received, across all levels; an increase of 8% compared to the same quarter in the previous year. During the same period 7,863 SVQ certifications were submitted across all levels; a decrease of 6% compared to the same quarter in the previous year. As was the case last quarter (Q3, 2011–12), SVQ Levels 2 and 3 had the highest number of registrations and certifications reflecting the high number of qualifications at these levels compared to other levels.

Regulatory and Licensing qualifications — 3,933 Regulatory and Licensing registrations were submitted to SQA Accreditation; a decrease of 5% compared to Q4, 2010–11. During the same period 3,677 Regulatory and Licensing certifications were submitted to SQA Accreditation; a decrease of 1% compared to the same period in 2010–11.

'Other' qualifications — 7,011 'Other' qualification registrations were submitted to SQA Accreditation; an increase of 75% compared to the same period in 2010–11. During the same period 5,294 'Other' certifications were submitted; an increase of 53% compared to Q4, 2010–11.

Analysis by awarding body

It was clear from the data that some awarding bodies were more prominent in different qualification types, for example, in terms of registering and certifying SVQ candidates, SQA was the leading awarding body, while BIIAB was the leader for Regulatory and Licensing qualifications and NEBOSH was the front runner for 'Other' qualifications.

SVQs — SQA registered 9,924 candidates (83% of all SVQ registrations) and certificated 4,696 (59% of all SVQ certifications).

Regulatory and Licensing qualifications — BIIAB registered 2,061 candidates (52% of all Regulatory and Licensing registrations) and certificated 2,014 (54% of all Regulatory and Licensing certifications).

Other — NEBOSH registered 4,669 candidates (66% of all 'Other' registrations) and certificated 3,420 (64% of all 'Other' certifications).

Analysis by area of competence

Areas 007: Providing Goods and Services, and 008: Providing Health, Social Care and Protective Services, demonstrated the highest number of registrations and certifications for all qualification types.

Introduction

This statistical report is published by SQA Accreditation which is the national accrediting body for Scotland. We set and specify the requirements for accrediting qualifications in order to support the needs of learners and employers in Scotland. We do this by promoting and maintaining public confidence in accredited qualifications and approved awarding bodies.

The information shown has been produced from data provided to SQA Accreditation by the respective awarding bodies. Data covers SQA accredited qualifications during the fourth quarter of 2011–12 (January-March) and focuses on those candidates who were:

- registered for an SQA accredited qualification
- certificated for an SQA accredited qualification

At the point of accreditation, all qualifications are allocated a *qualification type* and an *area of competence*, which are used to classify qualifications in this report. This provides information on the number of registrations and certifications according to awarding body, area of competence, qualification type and level. Data may be revised in subsequent reports due to late submission or if any errors are identified.

For upcoming data submissions, the following deadline dates apply and must be adhered to by all awarding bodies in order to ensure consistency and accuracy of data in future reports:

- 13 July 2012 for Q1 2012–13 data (April to June 2012)
- 12 October 2012 for Q2 2012–13 data (July to September 2012)
- 18 January 2013 for Q3 2012–13 data (October to December 2012)
- 19 April 2013 for Q4 2012–13 data (January to March 2013)

Quarterly statistics

SQA Accreditation has always accredited SVQs. In 2006 the remit was extended to accredit Regulatory and Licensing qualifications and later in 2009 this remit was further opened up to include the accreditation of all qualifications excluding degrees. This report covers all qualifications types that we accredit, categorised as:

- Scottish Vocational Qualifications (SVQs)
- Regulatory and Licensing qualifications (R&L)
- ‘Other’ accredited qualifications


The report presents an overview of accreditation activity for the fourth quarter of 2011–12 (January–March 2012). It also reports qualifications statistics based on the data submitted to us by awarding bodies. Awarding bodies have responsibility for ensuring the accuracy of the data submitted.

Please note, City & Guilds data for this quarter has been omitted from this report because discussions are ongoing to obtain clarification around data relating to SVQs which have pathways. When the data is available an addendum to this report will be produced and will be made available on the SQA Accreditation website.

Currently accredited qualifications

During the fourth quarter of 2011–12 there were 908 accredited qualifications. These are made up of 717 SVQs (79%), 39 Regulatory and Licensing qualifications (4%) and 152 ‘Other’ accredited qualifications (17%).

Figure 1 — Accredited qualifications



The total number of qualifications accredited has decreased from Q3 by 3%.

Top 10 registrations and certifications

During the fourth quarter of 2011–12 (Jan-Mar) the following 10 qualifications experienced the highest number of registrations across all qualification types:

Table 1 — Top 10 performing qualifications in terms of registrations

Qualification title	Qualification type	No. of registrations
NEBOSH National Certificate in Occupational Health and Safety	Other	2,868
SQA SVQ 2 Health and Social Care at SCQF level 6	SVQ	1,500
BIIAB Scottish Certificate for Personal Licence Holders (SCPLH)	R&L	1,100
ITC Certificate in Outdoor First Aid	Other	999
BIIAB Award in Door Supervision (Scotland)	R&L	693
SQA SVQ 3 Health and Social Care (Adults) at SCQF level 7	SVQ	662
SQA SVQ 3 Children's Care Learning and Development at SCQF level 7	SVQ	539
NEBOSH National Certificate in Construction Health and Safety	Other	485
EDI Scottish Certificate for Personal Licence Holders (On-Sales and Off-Sales)	Regulatory	408
NEBOSH Award in Health and Safety in Work	Other	403

During the fourth quarter of 2011–12 (Jan-Mar) the following 10 qualifications experienced the highest number of certifications across all qualification types:

Table 2 — Top 10 performing qualifications in terms of certifications

Qualification title	Qualification type	No. of certifications
NEBOSH National General Certificate in Occupational Health and Safety	Other	2,172
Edexcel SVQ 2 in Retail Skills	SVQ	1,949
BIIAB Scottish Certificate for Personal Licence Holders (SCPLH)	R&L	1,054
ITC Certificate in Outdoor First Aid	Other	986
SQA SVQ 2 Health and Social Care at SCQF level 6	SVQ	762
BIIAB Award in Door Supervision (Scotland)	R&L	693
SQA SVQ 3 Health and Social Care (Adults) at SCQF level 7	SVQ	474
NEBOSH National Certificate in Construction Health and Safety	Other	387
NEBOSH Award in Health and Safety in Work	Other	369
ITC Emergency First Aid at Work	R&L	338

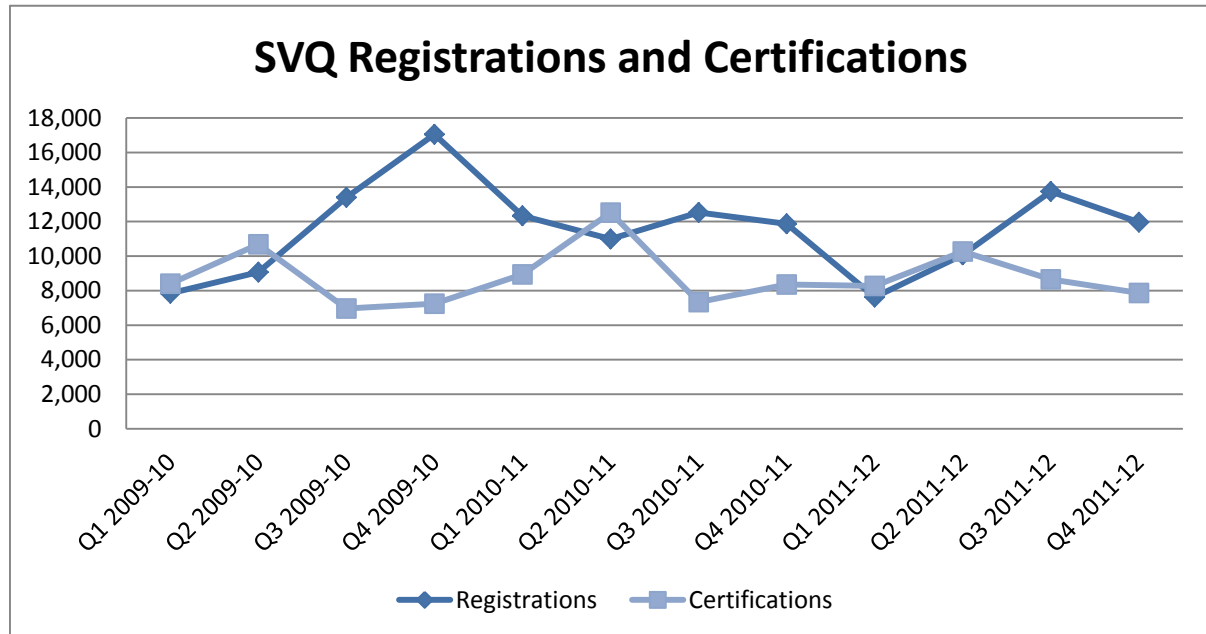
Analysis by qualification type

SQA Accreditation has collected SVQ data from awarding bodies for several years and is able to present trends in this data. Since starting to collect data for R&L and 'Other' qualifications in April 2010, it is now possible to start providing similar analysis across all qualification types without limiting statistics to SVQs.

Scottish Vocational Qualifications (SVQ)

During the fourth quarter of 2011–12 (Jan-Mar) 11,964 SVQ registrations were received, across all levels.

Figure 2 — SVQ registrations and certifications



This is an increase of 8% compared to the same time last year and a decrease of 29% on the same time in 2009. During the same period 7,863 SVQ certifications were submitted across all levels; a decrease of 6% compared to the same quarter last year and an increase of 8% on the same time in 2009.

These registrations and certifications cover 860 different qualifications offered by 18 different awarding bodies. During this quarter, SVQs represented 79% of all currently accredited qualifications, 52% of all registrations and 46% of all certifications.

The SVQ with the highest number of registrations this quarter was the SQA SVQ 2 in Health and Social Care with 1,500 registrations. The SVQ with the highest number of certifications this quarter was the Edexcel SVQ 2 in Retail Skills with 1,949 certifications.

Analysis by SVQ Level

The majority of SVQ registrations were at Level 2, with 6,132 registrations representing 51% of SVQ registrations. The majority of SVQ certifications were at Level 2, with 4,658 certifications representing 59% of SVQ certifications during the fourth quarter of 2011–12 (Jan-Mar) (see Figures 3 and 4).

Figure 3 — Registrations by SVQ Level

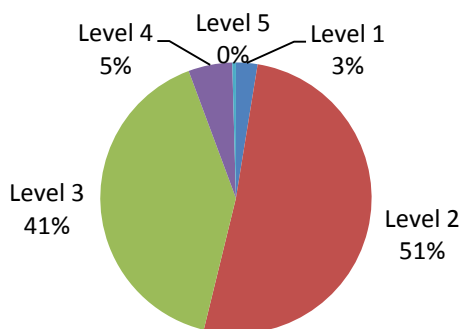
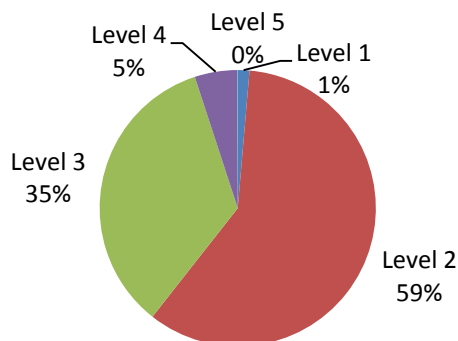


Figure 4 — Certifications by SVQ Level



The distribution of registrations and certification across levels remains relatively stable with the majority of registrations and certifications being at Levels 2 and 3 for the last year. Level 2 and 3 SVQs show higher levels of registrations and certifications because there are considerably more of these qualifications relative to other levels, as shown below in Table 3.

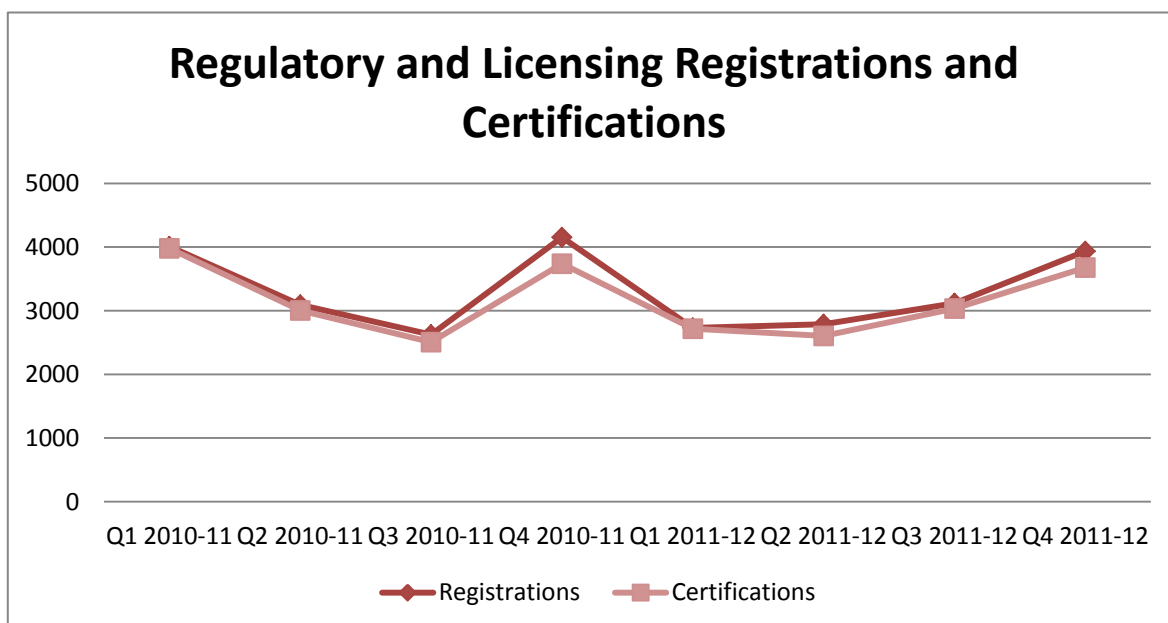
Table 3 — SVQ Levels

SVQ Level	No. of SVQs
Level 1	42
Level 2	312
Level 3	297
Level 4	57
Level 5	9

This may be linked to the increased focus on Modern Apprenticeships (MA) for which these SVQs may form a considerable part. In light of the fact that the Scottish Government marketed the MA as a flagship programme in the refreshed skills strategy, this remains a reasonable connection to make.

Regulatory and Licensing qualifications (R&L)

Figure 5 — Regulatory and Licensing registrations and certifications



During the fourth quarter of 2011–12 (Jan-Mar) 3,933 Regulatory and Licensing registrations were submitted to SQA Accreditation. This is a decrease of 5% compared to the same time last year. During the same period 3,677 Regulatory and Licensing certifications were submitted to SQA Accreditation; also a decrease of 1% compared to the same quarter last year. The peak in Q4 2010–2011 is largely related to the 616 registrations submitted by City & Guilds which were not submitted in quarters 1, 2, 3 and 4 of 2011–12.

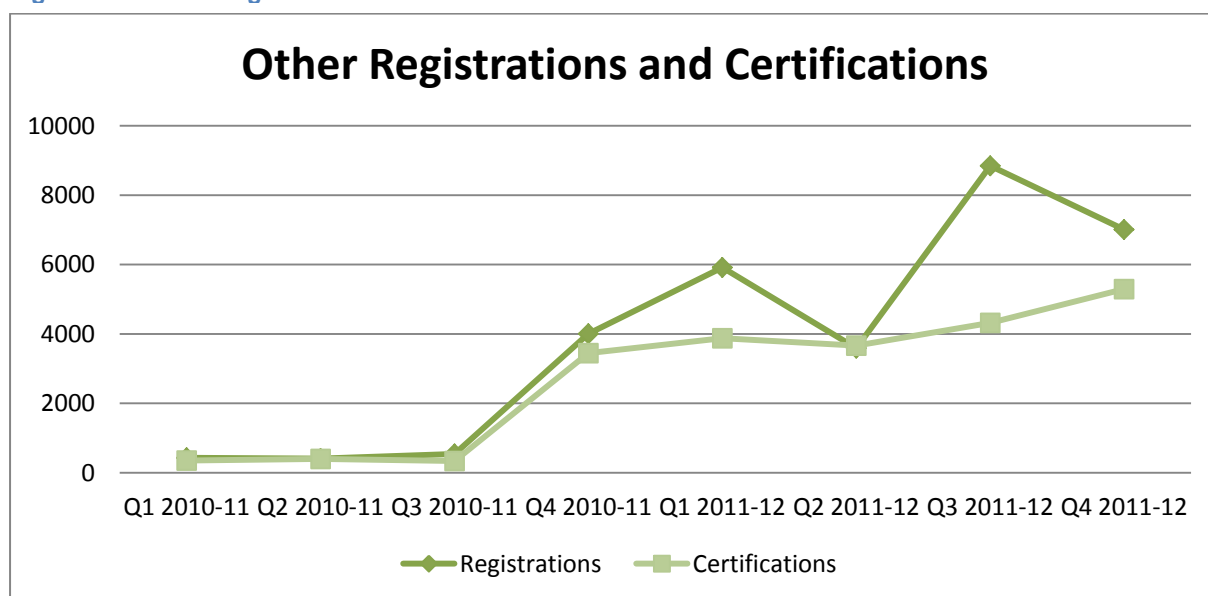
These registrations and certifications cover 36 different qualifications offered by 10 different awarding bodies. During this quarter, Regulatory and Licensing qualifications represented 4% of all currently accredited qualifications, 17% of all registrations and 22% of all certifications. The Regulatory and Licensing qualification with the highest number of registrations this quarter was the BIIAB Scottish Certificate for Personal Licence Holders (SCPLH) with 1,100 registrations. This qualification also experienced the highest number of R&L certifications with 1,054.

All other accredited qualifications (Other)

During the fourth quarter of 2011–12, 7,011 ‘Other’ qualification registrations were submitted to SQA Accreditation. This is an increase of 75% compared to the same quarter of the previous year. During the same period 5,294 ‘Other’ certifications were submitted; an increase of 53% compared to the same quarter of the previous year. ‘Other’ qualifications have shown a steady increase in certifications over the last year.

The huge percentage increase in ‘Other’ registrations and certifications over the past year is due to the increasing number of ‘Other’ qualifications being accredited and NEBOSH being accredited to offer the Health and Safety qualifications. In particular, the NEBOSH National General Certificate in Occupational Health and Safety has been the ‘Other’ qualification with the highest number of registrations and certifications since Q4 2010–11.

Figure 6 — ‘Other’ registrations and certifications



These registrations and certifications cover 120 different qualifications offered by 17 different awarding bodies. During this quarter, other qualifications represented 17% of all currently accredited qualifications, 30% of all registrations and 31% of all certifications.

The 'Other' qualification with the highest number of registrations this quarter was the NEBOSH National General Certificate in Occupational Health and Safety with 2,868 registrations. This qualification also experienced the highest number of 'Other' certifications with 2,172.

Analysis by awarding body

During Q4 2011–12 (Jan-Mar) the awarding body with the highest number of SVQ registrations overall was SQA with 9,924 registrations (83% of all SVQ registrations). This awarding body also experienced the highest number of SVQ certifications overall with 4,696 certifications (59% of all SVQ certifications).

For Regulatory and Licensing qualifications, the top registering and certifying awarding body was BIIAB with 2,061 registrations (52% of all Regulatory and Licensing registrations) and 2,014 certifications (54% of all Regulatory and Licensing certifications).

NEBOSH was the top registering and certifying awarding body for 'Other' qualifications with 4,669 registrations (66% of all 'Other' registrations) and 3,420 certifications (64% of all 'Other' certifications).

Figure 7 — Types of registrations by awarding body

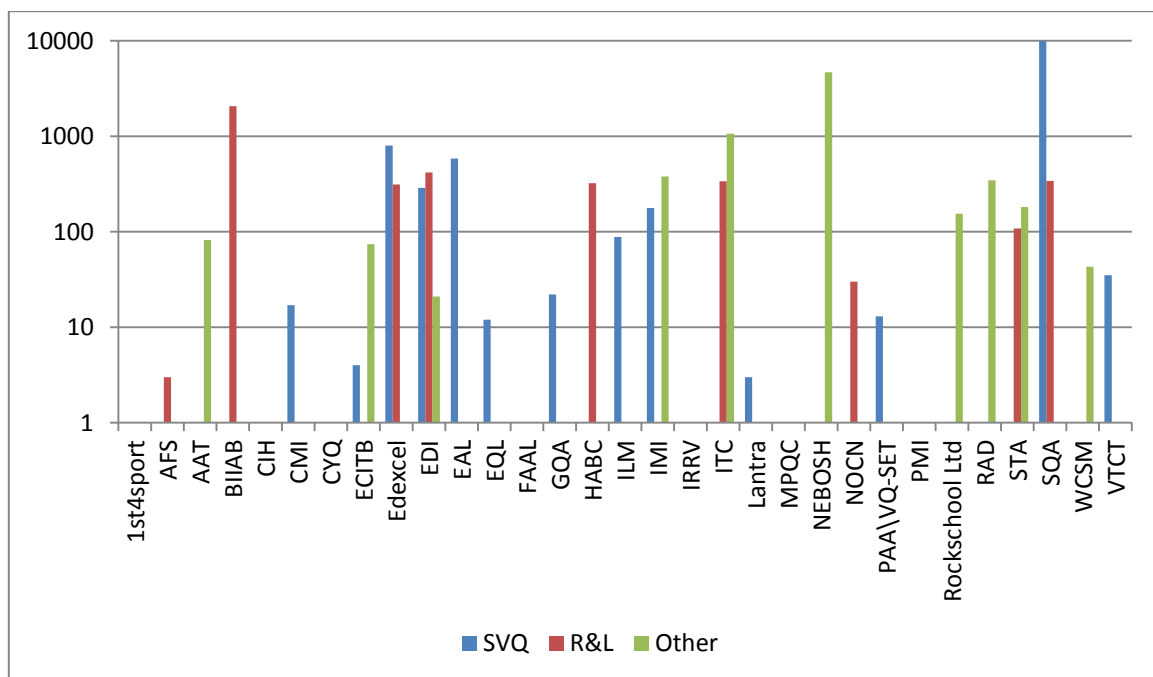
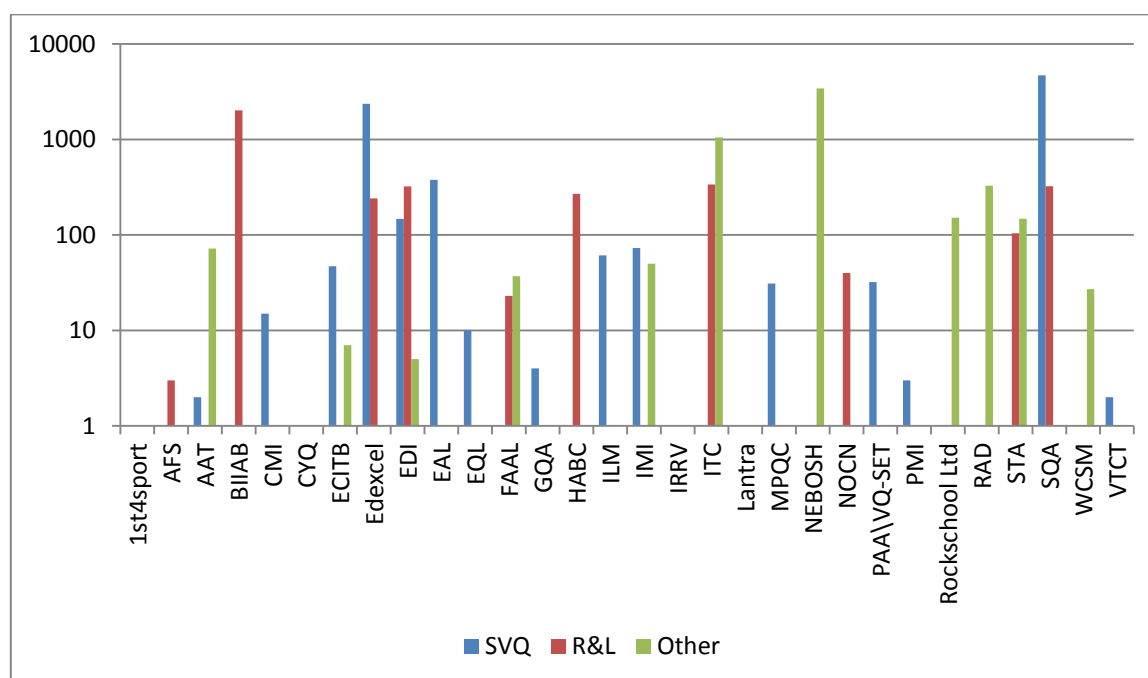


Figure 8 — Types of certifications by awarding body



Throughout Q4 2011–12, 1st4sport Qualifications, CYQ and IRRV all indicated that they had no registrations or certifications for any of their qualifications. In terms of breakdown by qualification type, awarding bodies tend to focus on specific qualification types with only EDI registering or certificating qualifications across all types. (See Figures 7 and 8 above — please note the scale used in these graphs has been adjusted to make the figures more readable when comparing BIIAB, Edexcel, NEBOSH and SQA.)

Analysis by area of competence

SQA Accreditation has developed 11 areas of competence and each qualification is assigned an area of competence at the time of accreditation, as shown below.

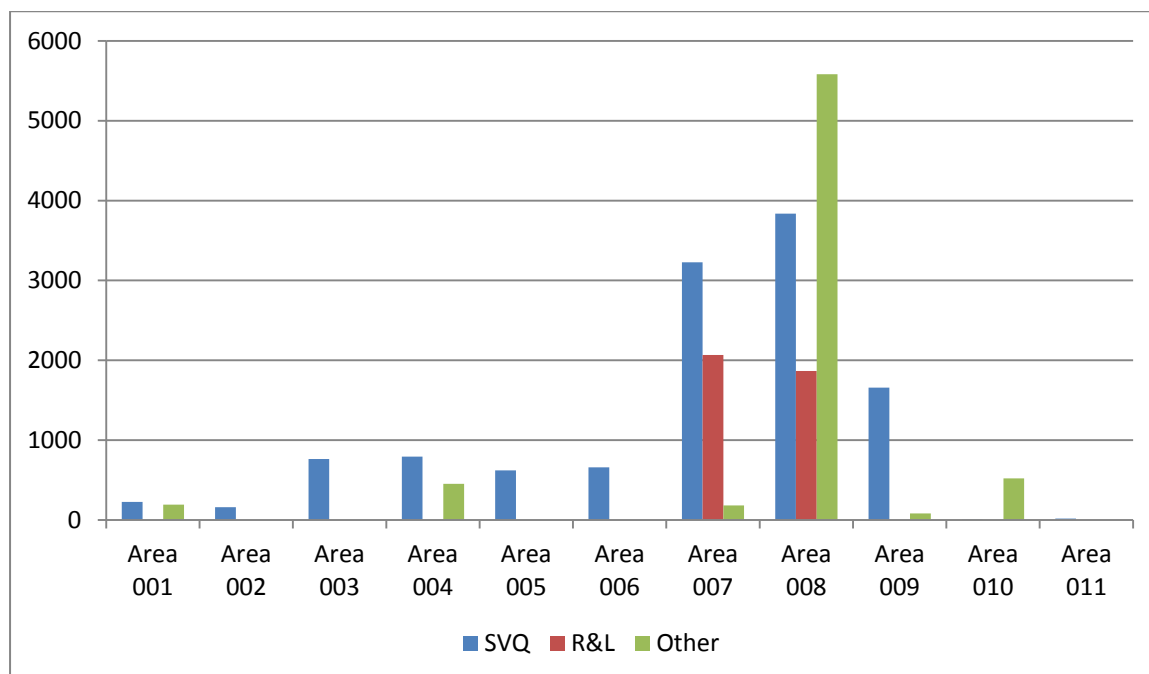
- 001 Tending Animals, Plants and Land
- 002 Extracting and Providing Natural Resources
- 003 Constructing
- 004 Engineering
- 005 Manufacturing
- 006 Transporting
- 007 Providing Goods and Services
- 008 Providing Health, Social Care and Protective Services
- 009 Providing Business Services
- 010 Communicating and Entertaining
- 011 Developing and Extending Knowledge and Skill

Each awarding body and Sector Skills Council has a responsibility for verifying the allocation of these areas on a monthly basis when they are published at the following website: <http://www.sqa.org.uk/sqa//42336.html>. These classifications are combined with registration and certification data submitted by awarding bodies to produce the statistics below.

Registrations by areas of competence

Registrations across areas of competence vary considerably. The following diagram provides an overview of the number of registrations for each area of competence further broken down by qualification type.

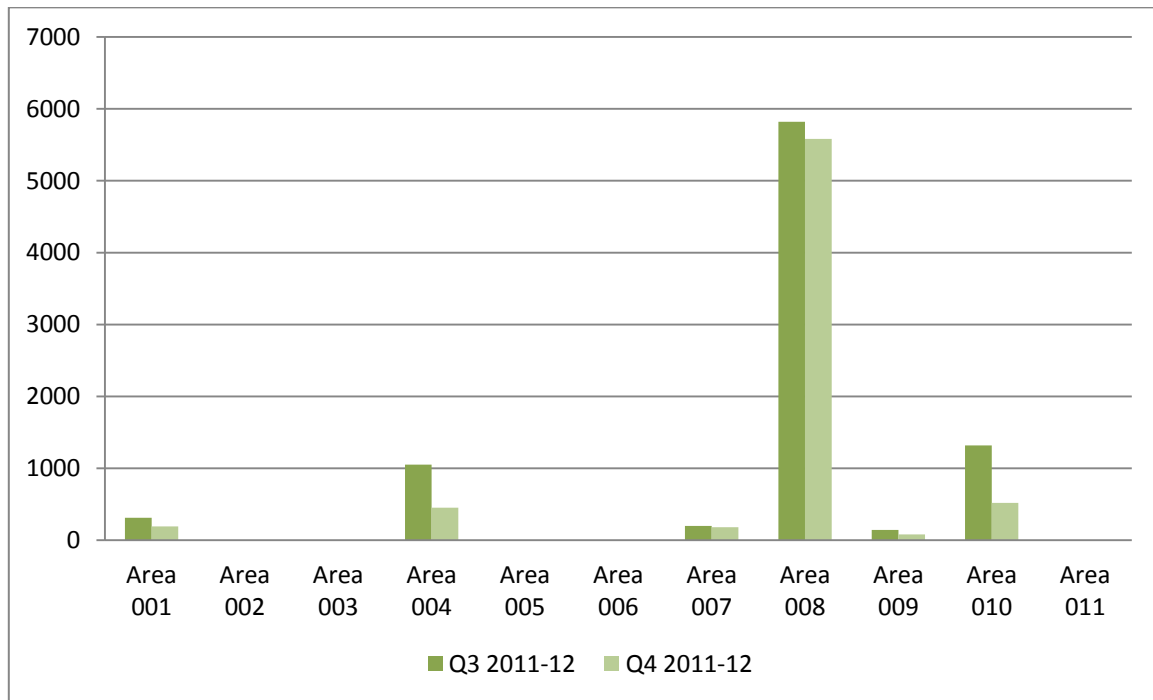
Figure 9 — Registrations by area of competence and qualification type



- The area of competence which experienced the highest number of SVQ registrations was Area 008: Providing Health, Social Care and Protective Services with 3,837 registrations, representing 32% of SVQs during the fourth quarter of 2011–12 (Jan-Mar).
- The area of competence which experienced the highest number of Regulatory and Licensing registrations was Area 007: Providing Goods and Services with 2,067 registrations, representing 52% of Regulatory and Licensing qualifications during the fourth quarter of 2011–12 (Jan-Mar).
- The area of competence which experienced the highest number of 'Other' registrations was Area 008: Providing Health, Social Care and Protective Services with 5,583 registrations, representing 79% of 'Other' qualifications during the fourth quarter of 2011–12 (Jan-Mar).

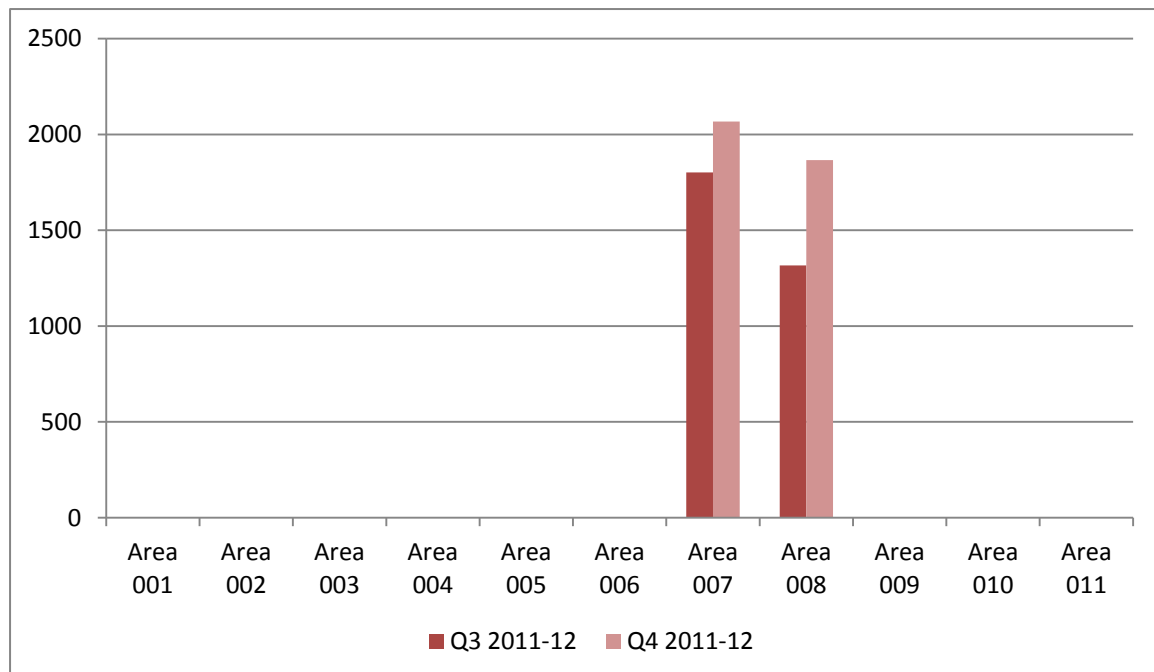
Compared to the previous quarter all areas for 'Other' qualifications experienced a decrease as shown in Figure 10 below.

Figure 10 — Registrations for 'Other' qualifications



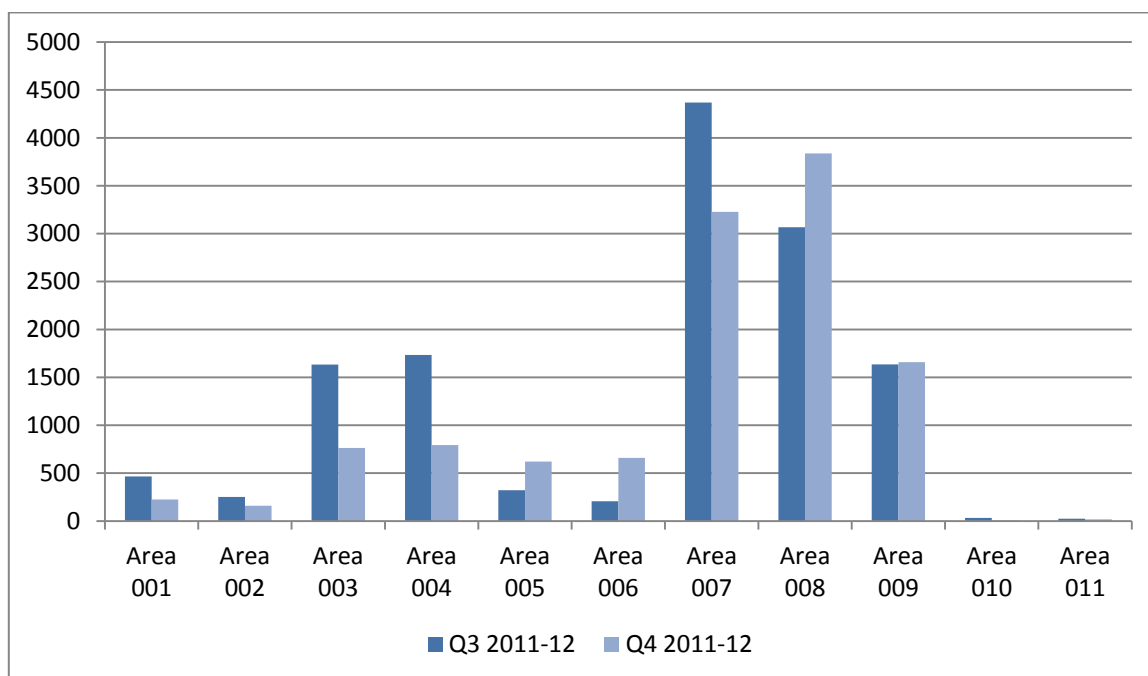
The distribution of qualifications across areas has changed slightly for the Regulatory and Licensing qualifications with an increase of 15% for Area 007: Providing Goods and Services and an increase of 42% for Area 008: Providing Health, Social Care and Protective Services as shown in Figure 11. These qualifications are only offered in the areas of Providing Goods and Services and Providing Health, Social Care and Protective Services.

Figure 11 — Registrations for Regulatory and Licensing qualifications



Similarly, for SVQs registrations the range of areas has not changed, as shown in Figure 12. However, compared to the previous quarter there has been an increase in Areas 005, 006, 008 and 009.

Figure 12 — Registrations for SVQs

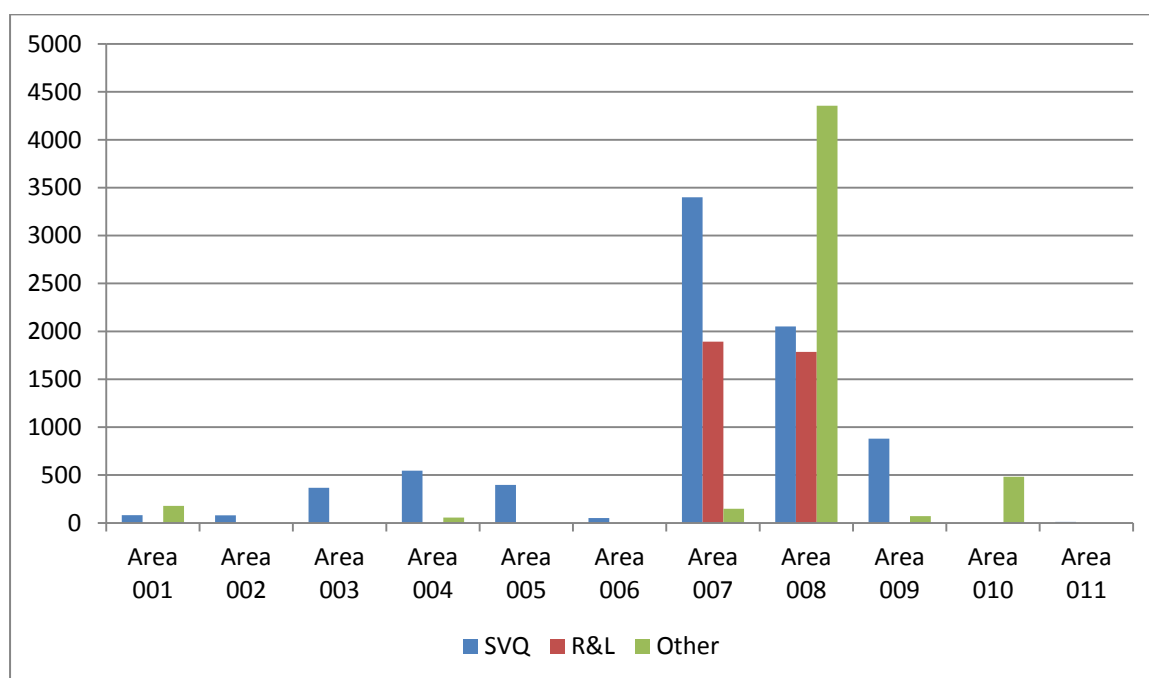


Certifications by area of competence

Certifications by area of competence are considerably lower than registrations, yet the general trends are similar in the sense that the most certifications were for areas 007 and 008.

- The area of competence which experienced the highest number of SVQ certifications was Area 008: Providing Health, Social Care and Protective Services with 3,399 certifications, representing 43% of SVQs during this period.
- The area of competence which experienced the highest number of Regulatory and Licensing certifications was Area 007: Providing Goods and Services with 1,892 certifications, representing 51% of Regulatory and Licensing qualifications during the same period.
- The area of competence which experienced the highest number of 'Other' certifications was Area 008: Providing Health, Social Care and Protective Services with 4,355 certifications, representing 82% of 'Other' qualifications during the same period.

Figure 13 — Certifications by area of competence and qualification type



When comparing certifications to Q3 2011–12, the number and distribution of certifications across the areas of competence and qualification types remained fairly stable.

Analysis by qualification developer

SQA Accreditation focuses more directly on analysis by area of competence rather than Sector Skills Councils or qualification structure developers because some SSCs develop qualifications across a range of sectors. Nevertheless, the breakdown of registrations and certifications by qualification structure developer is presented in Figures 14 and 15.

Figure 14 — Registration by qualification structure developer

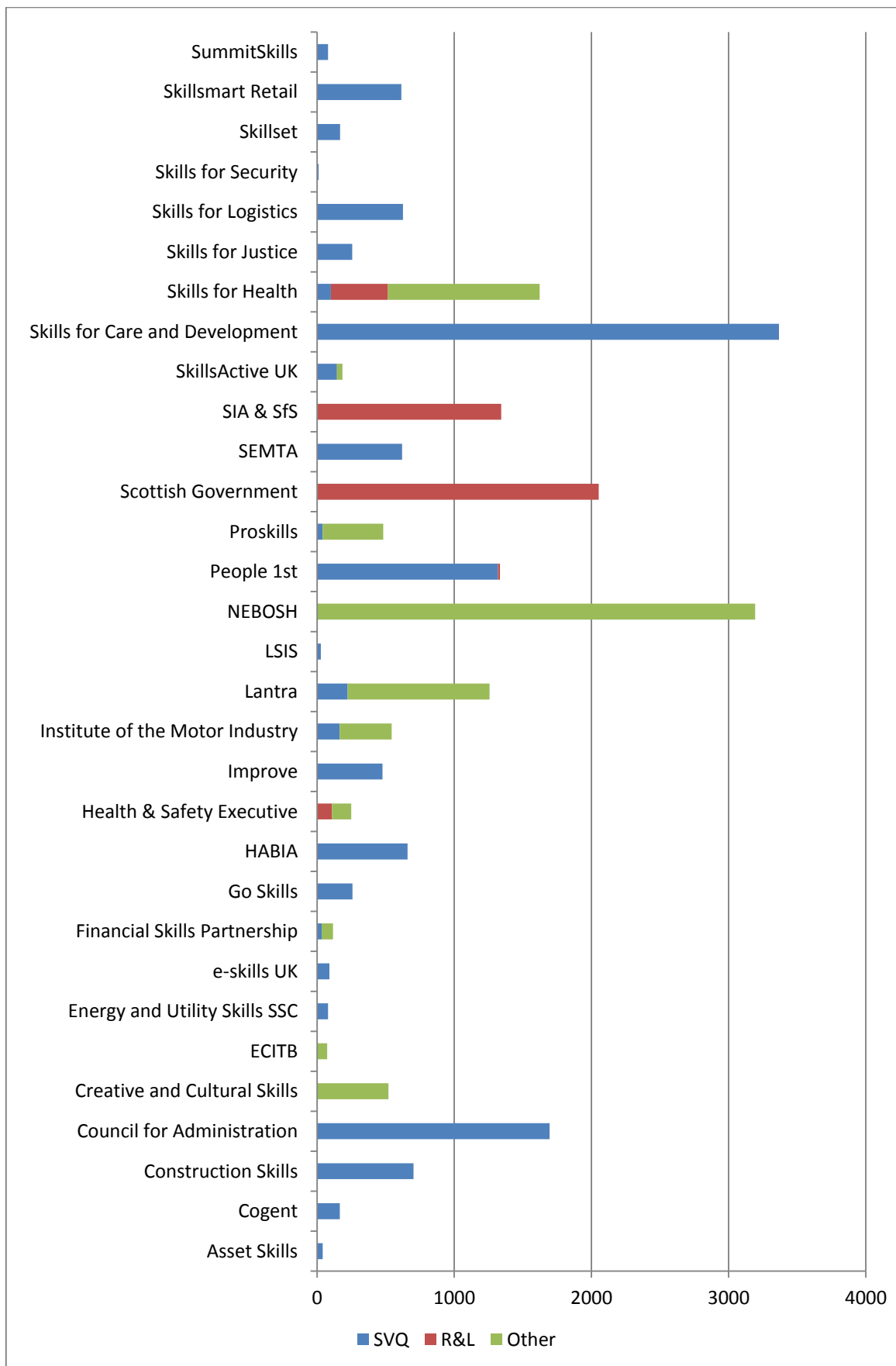
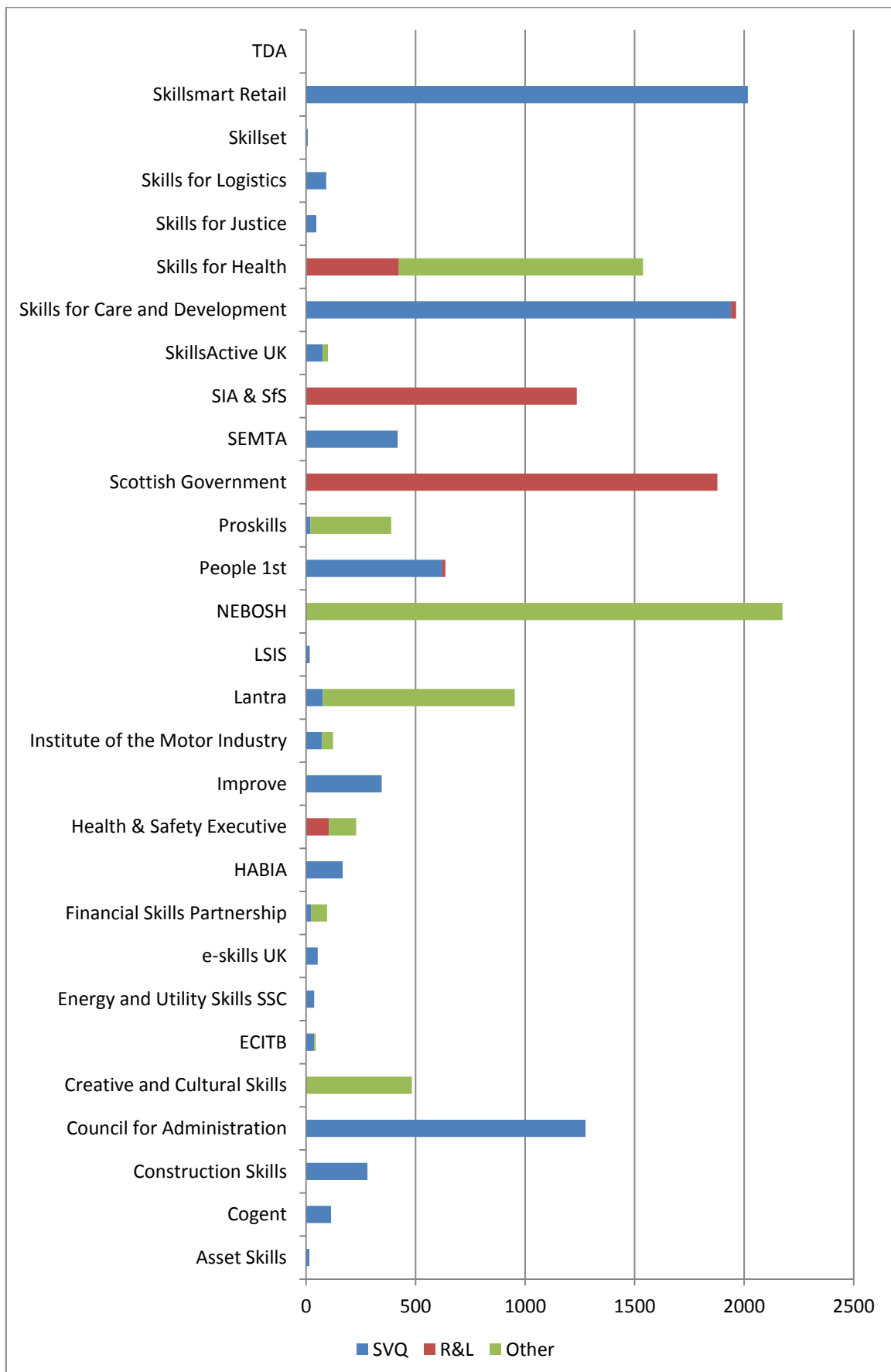


Figure 15 — Certification by qualification structure developer

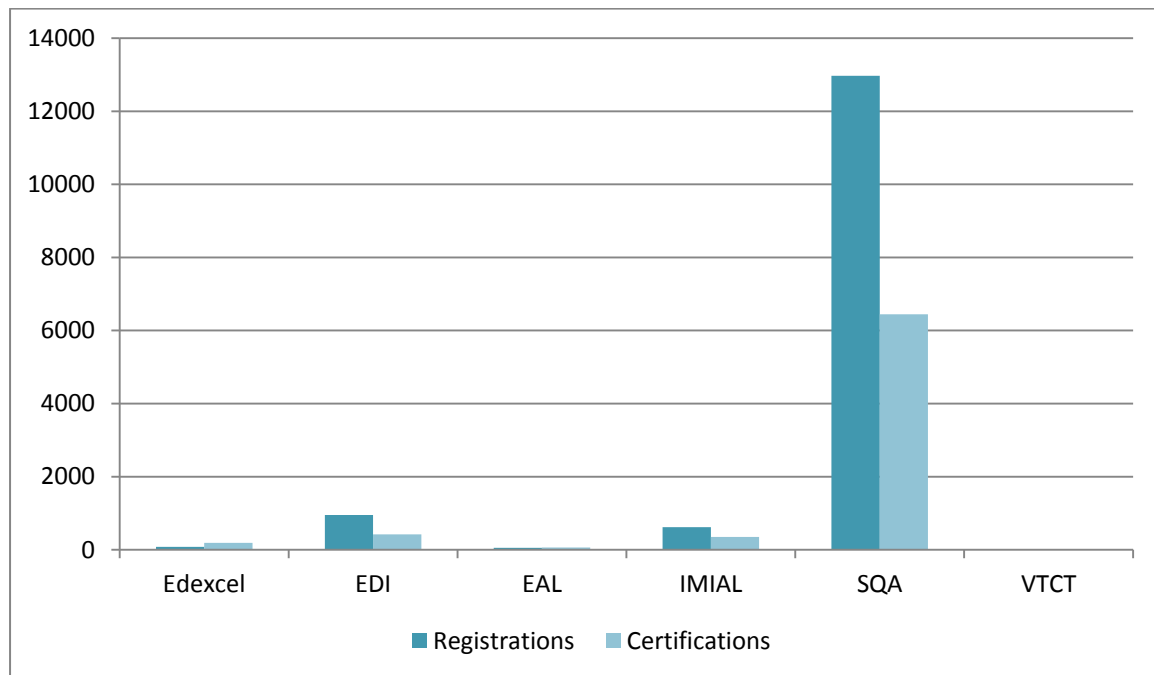


Workplace Core Skills

During the fourth quarter of 2011–12 there were 135 accredited Workplace Core Skills; these range from SCQF level 3 to 6.

There were 14,674 Workplace Core Skills registrations and 7,475 certifications in total. The awarding body with the most registrations and certifications was SQA with 88% of registrations and 86% of certifications.

Figure 16 — Core Skills by awarding body



The Workplace Core Skill with the most registrations and certifications was the Working with Others (SCQF level 4) offered by SQA with 2,067 registrations and 889 certifications.

Registrations and Certifications for Workplace Core Skills are higher in all categories at SCQF level 4, as shown in Figures 17, 18, 19, 20 and 21 below.

Figure 17 — Communication Core Skill

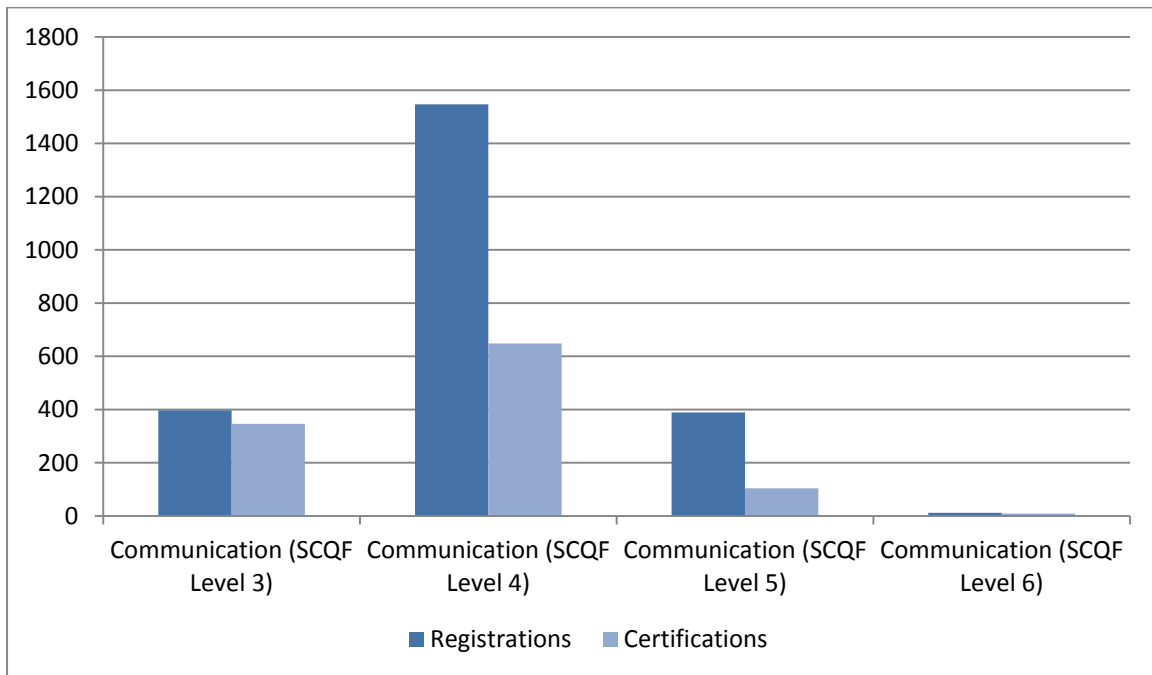


Figure 18 — Information and Communication Technology Core Skill

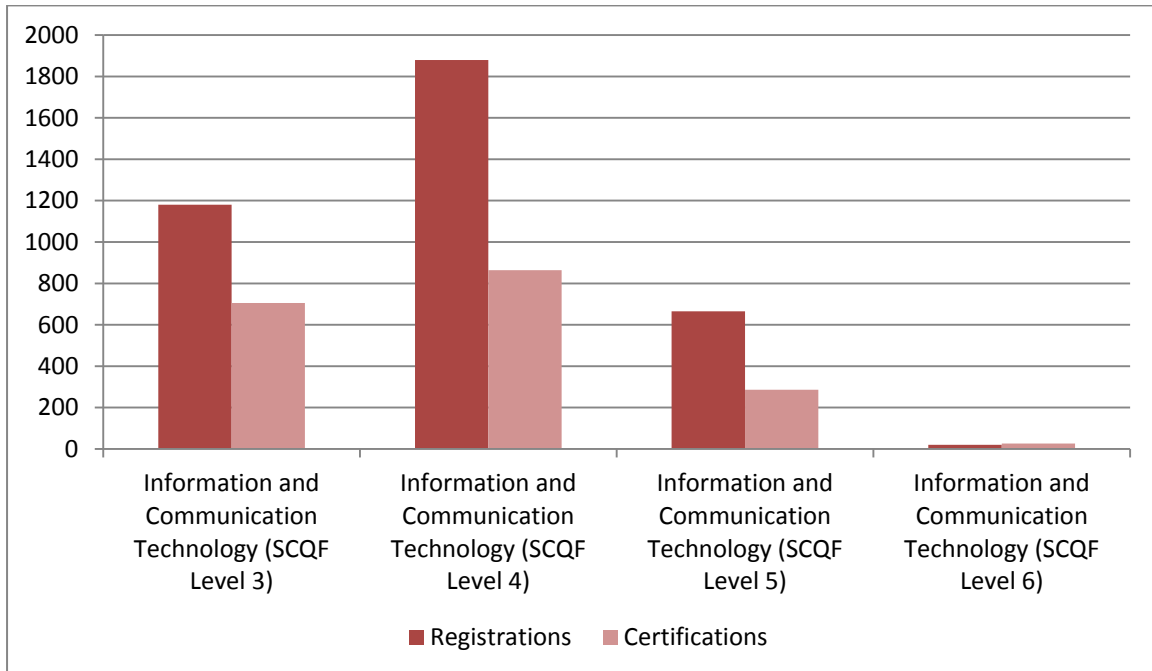


Figure 19 — Numeracy Core Skill

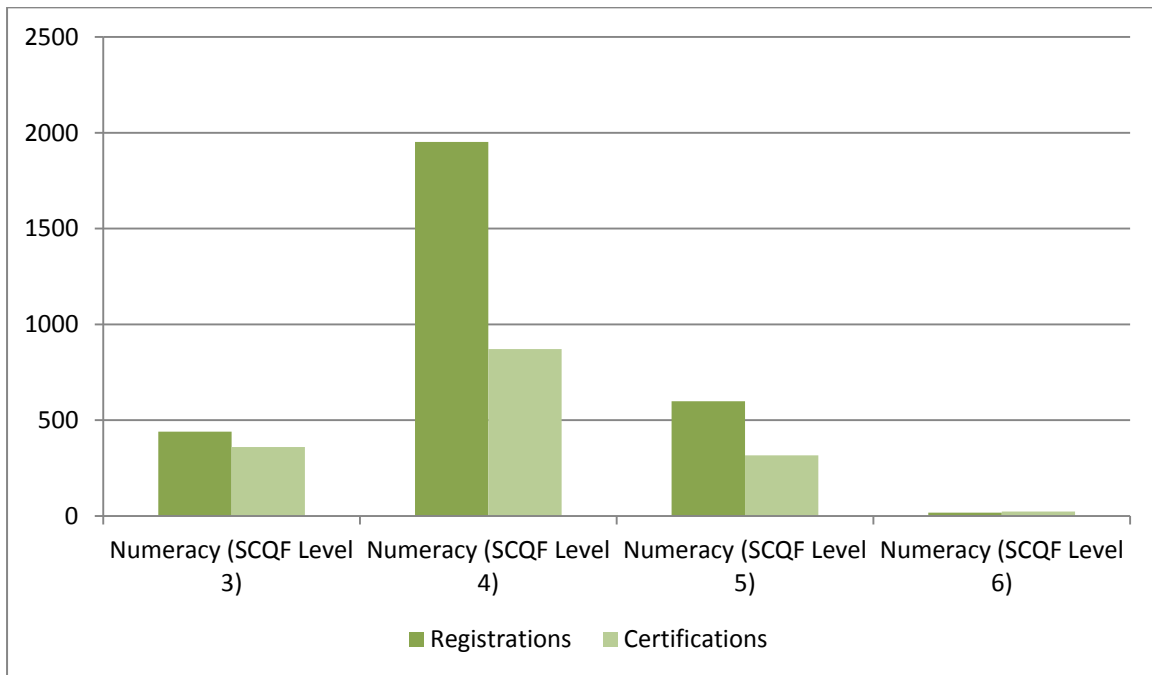


Figure 20 — Problem Solving Core Skill

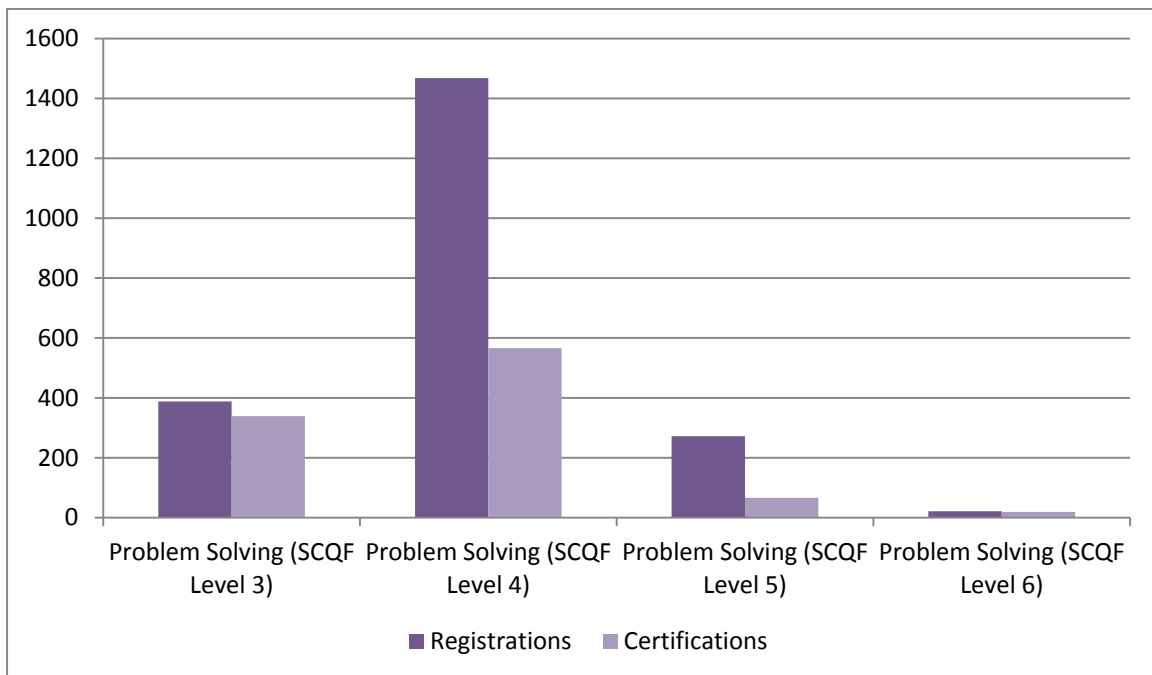


Figure 21 — Working with Others Core Skill



Glossary

Term	Description
Area of competence	There are 11 occupational areas of competence. These range from Tending Animals, Plants and Land, to Engineering to Developing and Extending Knowledge and Skill. All SVQs are organised by the area of competence to which they belong.
Certifications	The process by which a centre requests a SVQ certificate for a candidate who has completed the full SVQ.
‘Other’ accredited qualification	All ‘Other’ accredited qualifications which are not SVQs or regulatory and licensing qualifications.
Registrations	The process by which a centre informs an awarding body that a candidate has commenced working towards a SVQ.
Regulatory and Licensing Qualification	Qualifications which are defined or required by industry regulators, such as the Security Industry Authority, and often underpin licence to practise schemes.
Scottish Vocational Qualification	Scottish Vocational Qualifications (SVQs) are qualifications which combine skills, knowledge and ability within a specific occupational area and are delivered in a workplace setting. The standards for SVQs are designed by the appropriate Sector Skills Council (SSC).

Acronym	Awarding body
N/A	1st4sport Qualifications
ACCA	The Association of Chartered Certified Accountants
AFS	Alcohol Focus Scotland
AAT	Association of Accounting Technicians
N/A	BIIAB
CYQ	Central YMCA Qualifications
CIH	Chartered Institute of Housing
CMI	Chartered Management Institute
N/A	City & Guilds
Edexcel	Pearson Education Limited
EDI	Education Development International plc
EAL	Excellence, Achievement and Learning Limited
ECITB	Engineering Construction Industry Training Board
EQL	Equestrian Qualifications GB Limited
FAAL	First Aid Awards Limited
GQA	GQA Qualifications Limited
HABC	Highfield Awarding Body for Compliance
ILM	Institute of Leadership and Management
IMI	IMI Awards Limited
IRRV	Institute of Revenues Rating and Valuation
N/A	Lantra Awards Limited
ITC	ITC First Aid Limited
MPQC	Mineral Products Qualifications Council

Acronym	Awarding body
NOCN	National Open College Network
NEBOSH	National Examination Board in Occupational Safety and Health
N/A	Rockschool Limited
RAD	The Royal Academy of Dance
N/A	PAA/VQ-SET
STA	Safety Training Awards
SAMB	Scottish Association of Master Bakers
SQA	Scottish Qualifications Authority
WCSM	The Worshipful Company of Spectacle Makers
VTCT	Vocational Training Charitable Trust