

# Quarterly Statistics Report

*Report on accredited qualifications*

*July to September 2012*

Publication date: November 2012  
Publication code: AE5955

Published by the Scottish Qualifications Authority  
The Optima Building, 58 Robertson Street, Glasgow, G2 8DQ  
Lowden, 24 Wester Shawfair, Dalkeith, Midlothian EH22 1FD

**[www.sqa.org.uk](http://www.sqa.org.uk)**

The information in this publication may be reproduced in support of SQA qualifications. If it is reproduced, SQA should be clearly acknowledged as the source. If it is to be used for any other purpose, then written permission must be obtained from SQA. It must not be reproduced for trade or commercial purposes.

© Scottish Qualifications Authority 2012

# Contents

<b>Executive summary</b>	<b>1</b>
<b>Introduction</b>	<b>3</b>
<b>Quarterly statistics</b>	<b>4</b>
Currently accredited qualifications	4
Top 10 registrations and certifications	5
Analysis by qualification type	6
Analysis by awarding body	10
Analysis by area of competence	12
Analysis by qualification developer	17
Workplace Core Skills	19
<b>Glossary</b>	<b>23</b>

# Executive summary

This report provides an overview of qualification activity for SQA Accreditation approved awarding bodies for the second quarter (Q2) of 2012–13 (July – September 2012)<sup>1</sup>. The data is obtained directly from awarding bodies as part of their quarterly submission requirements and as such they are responsible for ensuring the accuracy of the data submitted.

Data pertaining to City & Guilds has not been included in the Quarterly Statistics Report since Q4 2010–11. As City & Guilds data has been included in this report, any significant impact will be highlighted.

## Currently accredited qualifications

During the second quarter of 2012–13 there were 1,110 accredited qualifications. These consisted of 921 Scottish Vocational Qualifications (SVQs) (83% of all qualifications), 43 Regulatory and Licensing qualifications (4% of all qualifications) and 146 'Other' accredited qualifications (13% of all qualifications).

SQA Accreditation collects quarterly registration and certification data from all its approved awarding bodies. This is a summary of the data for Q2 2012–13:

**Scottish Vocational Qualifications (SVQs):** 10,089 SVQ registrations were received, across all levels; 20 registrations (<1%) more than the same quarter in the previous year. During the same period 10,039 SVQ certifications were submitted across all levels; a decrease of 2% compared to the same quarter in the previous year. As was the case last quarter (Q1, 2012–13), SVQ Levels 2 and 3 had the highest number of registrations and certifications, reflecting the high number of qualifications at these levels compared to other levels.

**Regulatory and Licensing qualifications:** 4,143 Regulatory and Licensing registrations were submitted to SQA Accreditation; an increase of 49% compared to Q2, 2011–12. During the same period 3,967 Regulatory and Licensing certifications were submitted to SQA Accreditation; an increase of 52% compared to the same period in 2011–12.

**'Other' qualifications:** 5,973 'Other' qualification registrations were submitted to SQA Accreditation; an increase of 66% compared to the same period in 2011–12. During the same period 5,899 'Other' certifications were submitted; an increase of 61% compared to Q2, 2011–12.

---

<sup>1</sup> This report provides an overview of qualification activity for all SQA Accreditation approved awarding bodies, excluding CMI. Data relating to CMI has been excluded from this report.

## **Analysis by awarding body**

It was clear from the data that some awarding bodies were more prominent in different qualification types. For example, in terms of registering and certifying SVQ candidates, SQA was the leading awarding body, while BIIAB was the leader for Regulatory and Licensing qualifications, and NEBOSH was the front-runner for 'Other' qualifications.

**SVQs:** SQA registered 6,751 candidates (67% of all SVQ registrations) and certificated 7,449 (74% of all SVQ certifications).

**Regulatory and Licensing qualifications:** BIIAB registered 1,885 candidates (45% of all Regulatory and Licensing registrations) and certificated 1,839 (46% of all Regulatory and Licensing certifications).

**Other:** NEBOSH registered 3,111 candidates (52% of all 'Other' registrations) and certificated 3,388 (57% of all 'Other' certifications).

## **Analysis by area of competence**

Areas 008: Providing Health, Social Care and Protective Services, and 007: Providing Goods and Services, respectively had the highest number of registrations and certifications for all qualification types.

# Introduction

This statistical report is published by SQA Accreditation, which is the national accrediting body for Scotland. We set and specify the requirements for accrediting qualifications to support the needs of learners and employers in Scotland. We do this by promoting and maintaining public confidence in accredited qualifications and approved awarding bodies.

The information shown has been produced from data provided to SQA Accreditation by the respective awarding bodies. Data covers SQA accredited qualifications during the second quarter of 2012–13 (July–Sept) and focuses on those candidates who were:

- ◆ registered for an SQA accredited qualification
- ◆ certificated for an SQA accredited qualification

At the point of accreditation, all qualifications are allocated a *qualification type* and an *area of competence*, which are used to classify qualifications in this report. This provides information on the number of registrations and certifications according to awarding body, area of competence, qualification type and level. Data may be revised in subsequent reports due to late submission or if any errors are identified.

For upcoming data submissions, the following deadline dates apply and must be adhered to by all awarding bodies in order to ensure consistency and accuracy of data in future reports:

- ◆ 18 January 2013 for Q3 2012–13 data (October to December 2012)
- ◆ 19 April 2013 for Q4 2012–13 data (January to March 2013)
- ◆ 12 July 2013 for Q1 2013–14 data (April to June 2013)
- ◆ 11 October 2013 for Q2 2013–14 data (July to September 2013)

# Quarterly statistics

SQA Accreditation has always accredited SVQs. In 2006 the remit was extended to include accrediting Regulatory and Licensing qualifications, and later in 2009 this remit was further opened up to include the accreditation of all qualifications excluding degrees. This report covers all qualifications types that we accredit, categorised as:

- ◆ Scottish Vocational Qualifications (SVQs)
- ◆ Regulatory and Licensing qualifications (R&L)
- ◆ 'Other' accredited qualifications


The report presents an overview of accreditation activity for the second quarter of 2012–13 (July–Sept 2012). It also reports qualifications statistics based on the data submitted to us by awarding bodies. Awarding bodies have responsibility for ensuring the accuracy of the data submitted.

Data pertaining to City & Guilds has not been included in the Quarterly Statistics Report since Q4 2010–11. As City & Guilds data has been included in this report, any significant impact will be highlighted.

## Currently accredited qualifications

During the second quarter of 2012–13 there were 1,110 accredited qualifications. These are made up of 921 SVQs (83%), 43 Regulatory and Licensing qualifications (4%) and 146 'Other' accredited qualifications (13%).

Figure 1 — Accredited qualifications



The total number of qualifications accredited has increased from Q1 2012–13 by 9.5%. However, it may be worth noting that this has increased by 1% (118 qualifications) when taking into account the inclusion of City & Guilds and the exclusion of CMI data.

## Top 10 registrations and certifications

During the second quarter of 2012–13 (Jul–Sept) the following 10 qualifications experienced the highest number of registrations across all qualification types:

Table 1 — Top 10 performing qualifications in terms of registrations

Qualification title	Qualification type	No. of registrations
NEBOSH National General Certificate in Occupational Health and Safety	Other	1,738
BIIAB Scottish Certificate for Personal Licence Holders (SCPLH)	Regulatory	1,150
SQA SVQ 2 Health and Social Care at SCQF level 6	SVQ	834
EAL SVQ 2 in Performing Engineering Operations at SCQF level 5	SVQ	789
BIIAB Award in Door Supervision (Scotland)	Regulatory	593
ITC Certificate in Outdoor First Aid	Other	504
SQA SVQ 3 Health and Social Care (Adults) at SCQF level 7	SVQ	477
City & Guilds SVQ 2 in Retail Skills at SCQF level 5	SVQ	467
City & Guilds Certificate for Scottish Personal Licence Holders (On Sales)	Regulatory	443
NEBOSH National Certificate in Construction Health and Safety	Other	316

During the second quarter of 2012–13 (Jul–Sep) the following 10 qualifications experienced the highest number of certifications across all qualification types:

Table 2 — Top 10 performing qualifications in terms of certifications

Qualification title	Qualification type	No. of certifications
NEBOSH National Certificate in Occupational Health and Safety	Other	2,125
BIIAB Scottish Certificate for Personal Licence Holders (SCPLH)	Regulatory	1,106
SQA SVQ 2 Health and Social Care at SCQF level 6	SVQ	975
BIIAB Award in Door Supervision (Scotland)	Regulatory	593
SQA SVQ 3 Health and Social Care (Adults) at SCQF level 7	SVQ	568
ITC Certificate in Outdoor First Aid	Other	497
City & Guilds Certificate for Scottish Personal Licence Holders (On-Sales)	Regulatory	440
EAL SVQ 2 in Performing Engineering Operations at SCQF level 5	SVQ	386
NEBOSH National Certificate in Construction Health and Safety	Other	367
SQA SVQ 3 Children's Care Learning and Development at SCQF level 7	SVQ	313



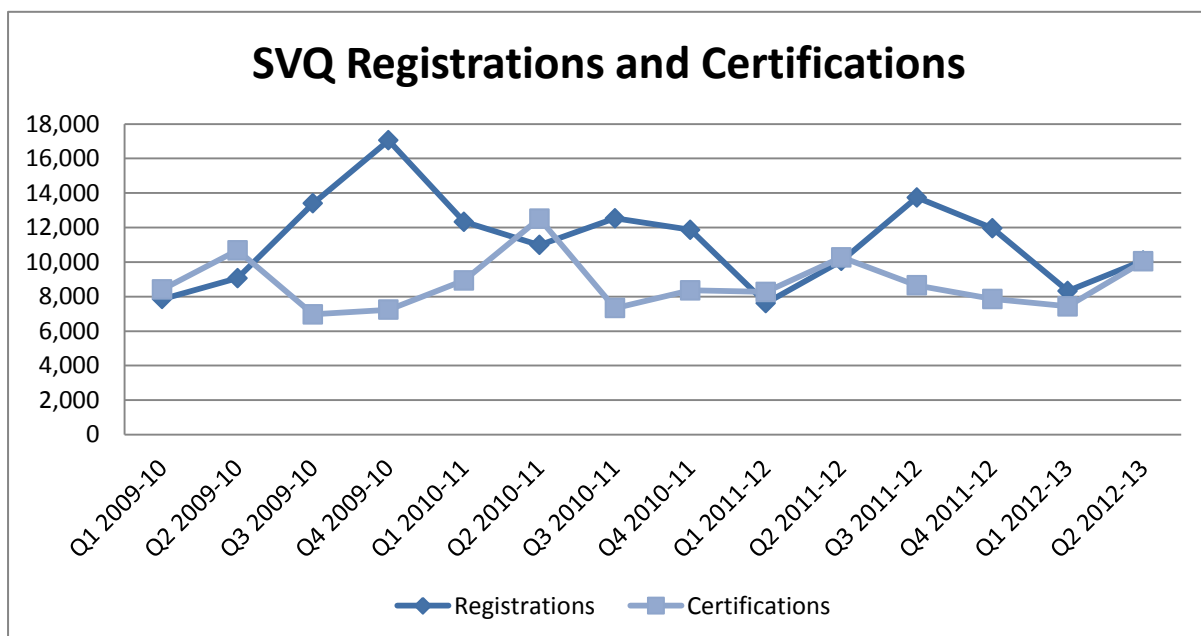
## Analysis by qualification type

SQA Accreditation has collected SVQ data from awarding bodies for several years and is able to present trends in this data. Since starting to collect data for R&L and 'Other' qualifications in April 2010, it is now possible to start providing similar analysis across all qualification types without limiting statistics to SVQs. This should give a better picture of the landscape for accredited qualifications.

### Scottish Vocational Qualifications (SVQ)

During the second quarter of 2012–13 (Jul-Sept) 10,089 SVQ registrations were received, across all SVQ levels.

Figure 2 — SVQ registrations and certifications



This is a change of <1% (just 20 registrations) compared to the same time last year, and a decrease of 8% from the same quarter in 2010. Without the added City & Guilds data, this would have shown a 10% decrease from the same period in 2011 and 18% from 2010.

During the same period, 10,039 SVQ certifications were submitted across all levels; a decrease of 2% compared to the same quarter last year and a decrease of 19% on the same time in 2010. Again the picture is slightly skewed as without the added City & Guilds certifications, the decrease from Q1 would have been 11% and 27% respectively compared to the same quarter last year.

These registrations and certifications cover 921 different qualifications offered by 19 different awarding bodies. During this quarter, SVQs represented 83% of all currently accredited qualifications, 50% of all registrations and 50% of all certifications.

The SVQ with the highest number of registrations this quarter was the SQA SVQ 2 Health and Social Care at SCQF level 6 with 834 registrations. The SVQ with the highest number of certifications this quarter was also the SQA SVQ 2 Health and Social Care at SCQF level 6 with 975 certifications.

### Analysis by SVQ Level

The majority of SVQ registrations were at Level 2, with 5,183 registrations representing 51% of SVQ registrations. The majority of SVQ certifications were at Level 2; with 5,089 certifications representing 51% of SVQ certifications during the second quarter of 2012–13 (Jul–Sept) (see Figures 3 and 4).

Figure 3 — Registrations by SVQ Level

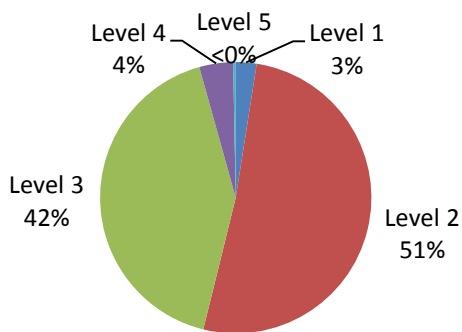
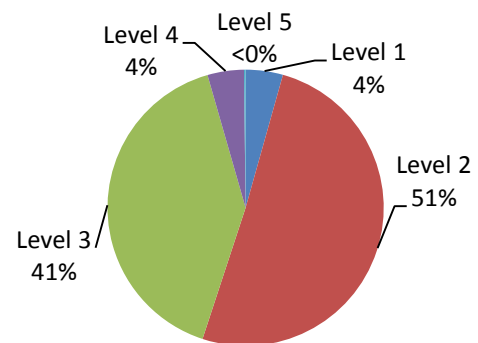


Figure 4 — Certifications by SVQ Level



The distribution of registrations and certifications across levels remains relatively stable with the majority of registrations and certifications, remaining at Levels 2 and 3 in line with previous years (regardless of the additional data). Level 2 and 3 SVQs show higher levels of registrations and certifications because there are considerably more of these qualifications relative to other levels, as shown in Table 3.

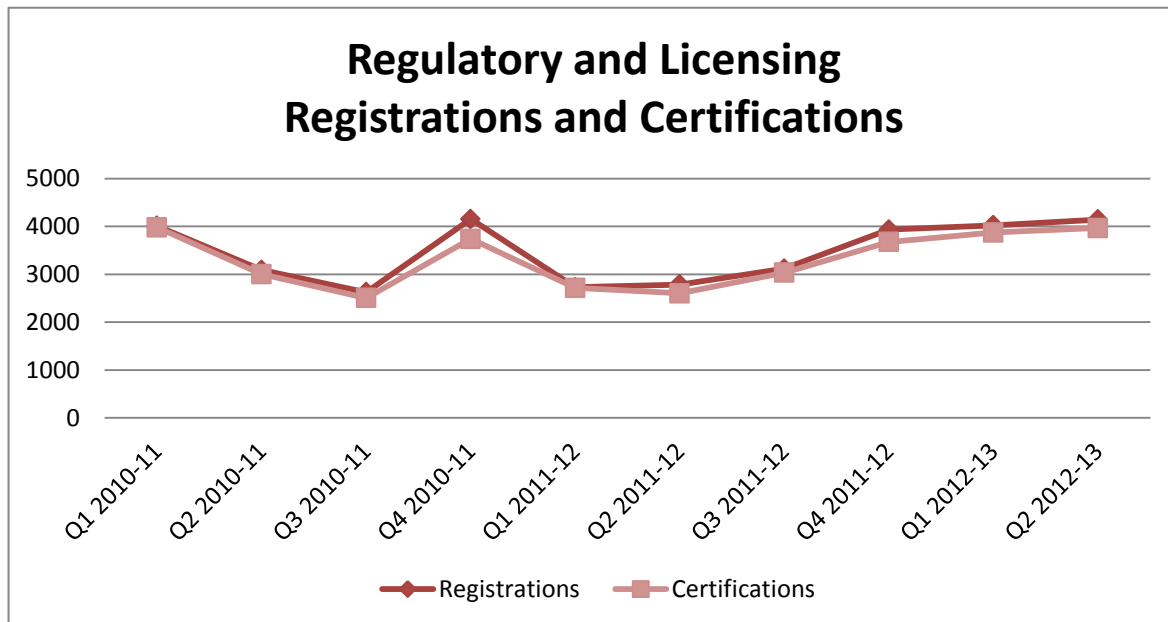
Table 3 — SVQ Levels

SVQ Level	No. of SVQs
Level 1	51
Level 2	376
Level 3	413
Level 4	71
Level 5	10

This may be linked to SVQs at Levels 2 and 3 forming a considerable part of Modern Apprenticeships.

## Regulatory and Licensing qualifications (R&L)

Figure 5 — Regulatory and Licensing registrations and certifications



During the second quarter of 2012–13 (Jul–Sept), 4,143 Regulatory and Licensing registrations were submitted to SQA Accreditation. This is an increase of 49% compared to the same time last year. During the same period 3,967 Regulatory and Licensing certifications were submitted to SQA Accreditation; also an increase (of 52%) compared to the same quarter last year. The peak in Q4 2010–2011 is largely related to the 616 registrations submitted by City & Guilds that were omitted in 2011–12 and Q1 2012–13. Again, the City & Guilds data has had an effect on the overall picture this quarter. Without this information, the registrations and certifications would only have increased from last year by 27% and 30% respectively and the graph above would be showing a **downward** trend from Q1 to Q2 (difference of 589 registrations and 574 certifications).

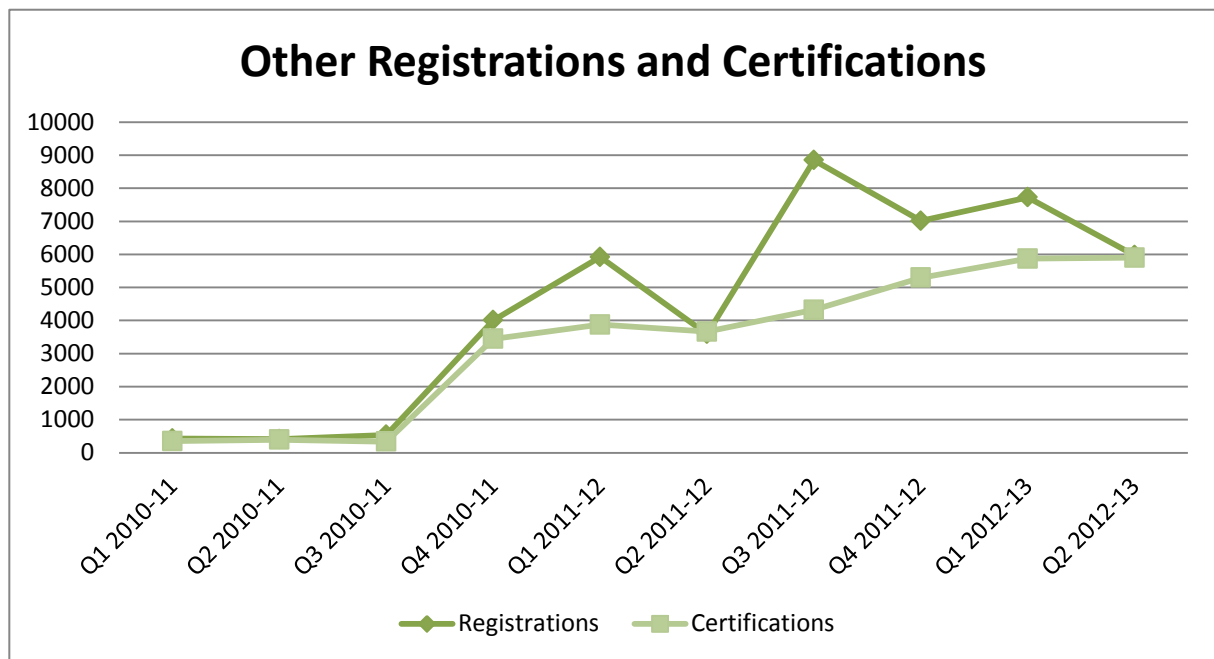
These registrations and certifications cover 43 different qualifications offered by 12 different awarding bodies. During this quarter, Regulatory and Licensing qualifications represented 4% of all currently accredited qualifications, 20% of all registrations and 20% of all certifications. The Regulatory and Licensing qualification with the highest number of registrations this quarter was the BIIAB Scottish Certificate for Personal Licence Holders (SCPLH) with 1,150 registrations. This qualification also experienced the highest number of R&L certifications with 1,106 certifications.

## All other accredited qualifications (Other)

During the second quarter of 2012–13, 5,973 registrations for 'Other' qualifications were submitted to SQA Accreditation. This is an increase of 66% compared to the same quarter of the previous year. During the same period 5,899 'Other' certifications were submitted; an increase of 60% compared to the same quarter of the previous year. 'Other' qualifications have shown a steady increase in certifications over the last year.

There had been a significant increase in 'Other' registrations and certifications since Q4 2010–11 due to the increasing number of 'Other' qualifications being accredited, however, this increase does appear to be levelling out.

Figure 6 — 'Other' registrations and certifications



These registrations and certifications cover 146 different qualifications offered by 20 different awarding bodies. During this quarter, other qualifications represented 13% of all currently accredited qualifications, 30% of all registrations and 32% of all certifications.

The 'Other' qualification with the highest number of registrations this quarter was, once again, the NEBOSH National General Certificate in Occupational Health and Safety with 1,738 registrations. This qualification also experienced the highest number of 'Other' certifications with 2,125 certifications.

## Analysis by awarding body

During Q2 2012–13 (Jul–Sept) the awarding body with the highest number of SVQ registrations overall was SQA, with 6,751 registrations (67% of all SVQ registrations). This awarding body also experienced the highest number of SVQ certifications overall, with 7,449 certifications (74% of all SVQ certifications).

For Regulatory and Licensing qualifications, the top registering and certifying awarding body was BIIAB, with 1,885 registrations (45% of all Regulatory and Licensing registrations) and 1,839 certifications (46% of all Regulatory and Licensing certifications).

NEBOSH was the top registering and certifying awarding body for ‘Other’ qualifications with 2,032 registrations (34% of all ‘Other’ registrations) and 2,188 certifications (37% of all ‘Other’ certifications).

Figure 7 — Types of registrations by awarding body

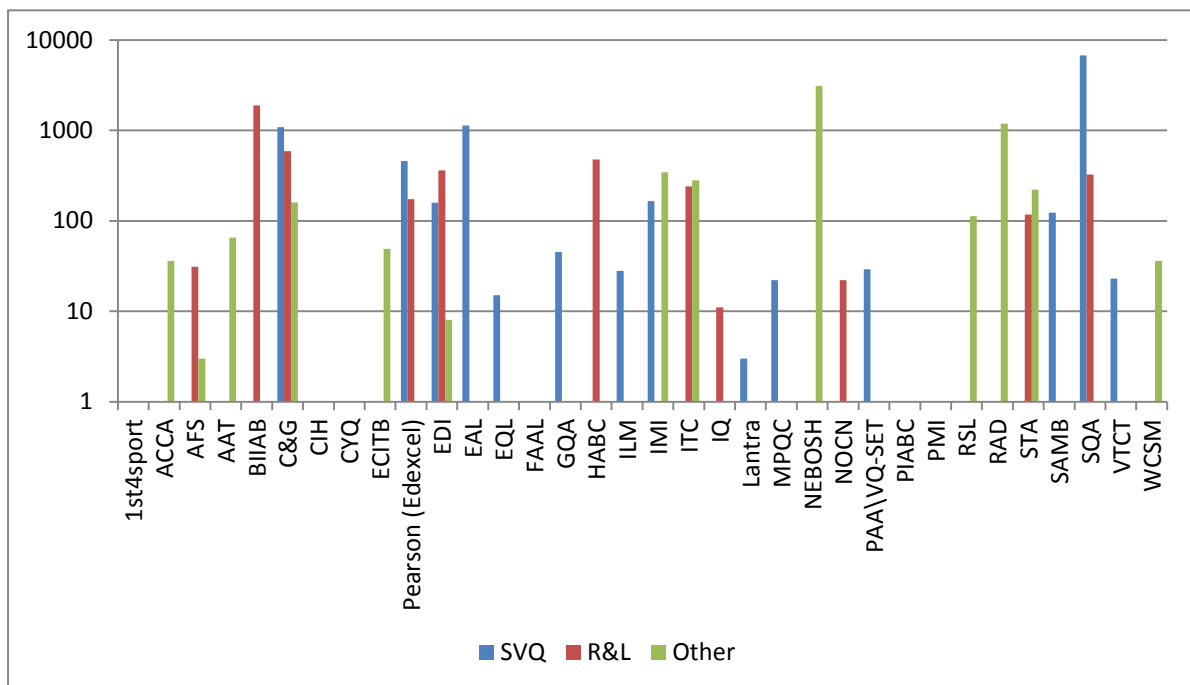
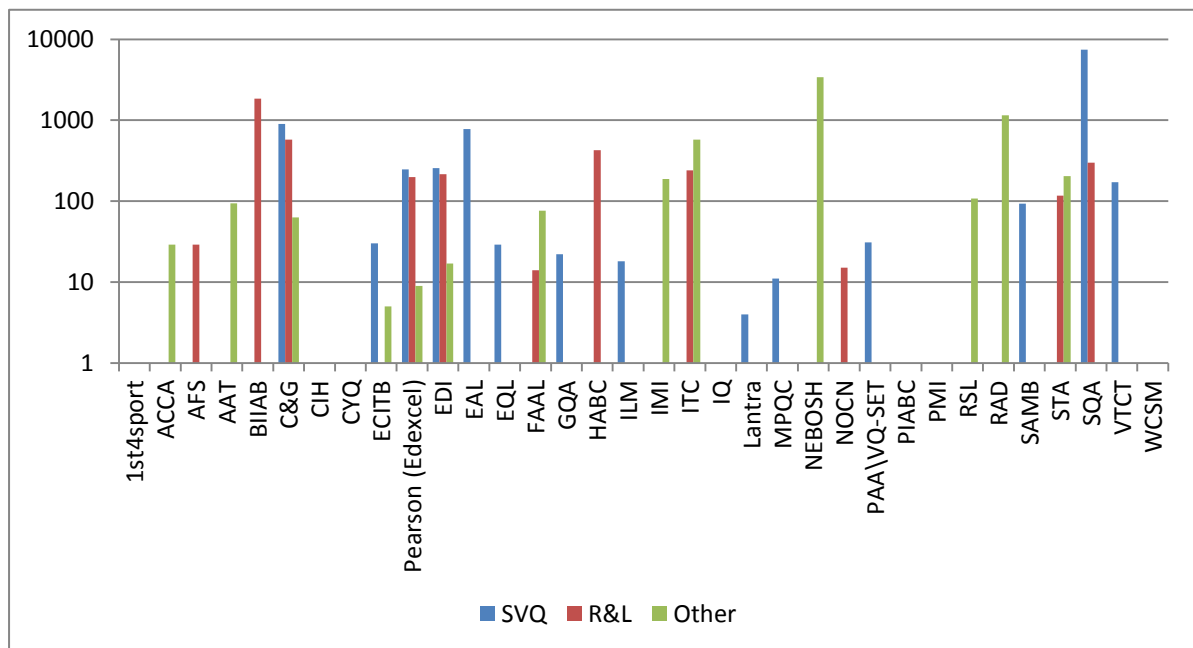


Figure 8 — Types of certifications by awarding body



Throughout Q1 2012–13, 1st4sport Qualifications, Chartered Institute of Housing (CIH), Central YMCA Qualifications (CYQ), Pensions Management Institute (PMI), Industry Qualifications (IQ) and PIABC all indicated that they had no registrations or certifications for any of their qualifications. As PIABC were only approved as an awarding body in August 2012, it is no surprise that they have no candidates at this time. In terms of breakdown by qualification type, awarding bodies tend to focus on specific qualification types, with only EDI, City & Guilds and Pearson Education Limited (Edexcel) registering or certifying qualifications across all types. (See Figures 7 and 8 above — please note the scale used in these graphs has been adjusted to make the figures more readable.)

## Analysis by area of competence

At the point of accreditation, each qualification is assigned to one of the following 11 areas of competence:

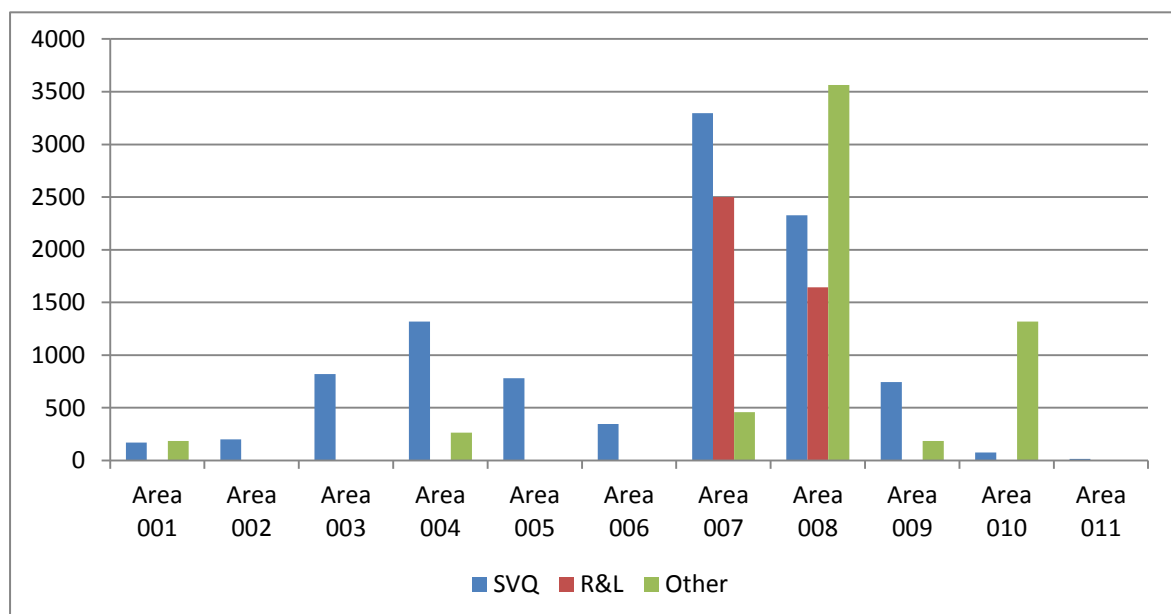
- ◆ 001 Tending Animals, Plants and Land
- ◆ 002 Extracting and Providing Natural Resources
- ◆ 003 Constructing
- ◆ 004 Engineering
- ◆ 005 Manufacturing
- ◆ 006 Transporting
- ◆ 007 Providing Goods and Services
- ◆ 008 Providing Health, Social Care and Protective Services
- ◆ 009 Providing Business Services
- ◆ 010 Communicating and Entertaining
- ◆ 011 Developing and Extending Knowledge and Skill

Each awarding body and sector skills council has a responsibility for verifying the allocation of these areas on a monthly basis when they are published on SQA Accreditation’s website: <http://www.sqa.org.uk/sqa//42336.html>. These classifications are combined with registration and certification data submitted by awarding bodies to produce the statistics below.

## Registrations by areas of competence

Registrations across areas of competence vary considerably. Figure 9 provides an overview of the number of registrations for each area of competence further broken down by qualification type. While the City & Guilds data has pushed up the overall figures, the trends remain fairly constant.

Figure 9 — Registrations by area of competence and qualification type



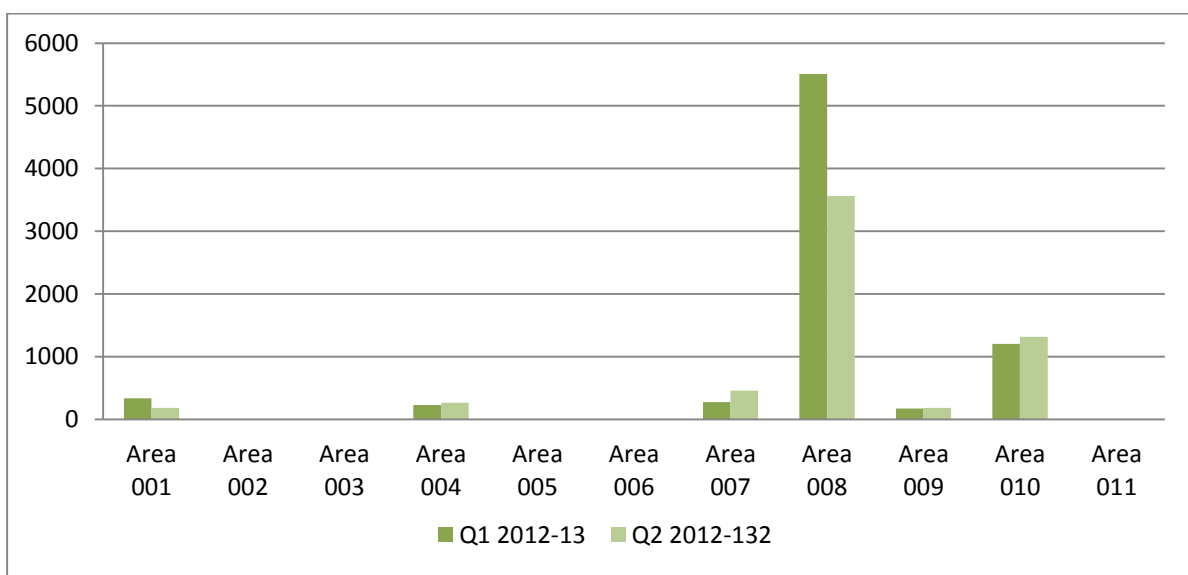
- ◆ The area of competence that experienced the highest number of SVQ registrations was Area 007: Providing Goods and Services 3,297 registrations, representing 33% of SVQs during the second quarter of 2012–13 (Jul–Sept).
- ◆ The area of competence that experienced the highest number of Regulatory and Licensing registrations was Area 007: Providing Goods and Services with 2,499 registrations, representing 60% of Regulatory and Licensing qualifications during the second quarter of 2012–13 (Jul–Sept).
- ◆ The area of competence that experienced the highest number of ‘Other’ registrations was Area 008: Providing Health, Social Care and Protective Services with 3,563 registrations, representing 60% of ‘Other’ qualifications during the second quarter of 2012–13 (Jul–Sep).

There were a few changes to the distribution of registrations for ‘Other’ qualifications compared to quarter 4 2011–12:

- ◆ Area 008: Providing Health, Social Care and Protective Services had the highest number of registrations again this quarter, although this has decreased by 35% (1,946) from the last quarter. This would appear to be partly due to a drop of over 1,000 in registrations for the NEBOSH National General Certificate in Occupational Health and Safety.
- ◆ Area 007: Providing Goods and Services showed the most significant increase of 67%, which amounts to 184 more registrations than quarter 1. This is primarily due to increases in registrations from IMI Awards Limited.
- ◆ Areas 004, 007, 009, and 010 all increased on the last quarter for ‘Other’ qualifications.
- ◆ Area 004: Engineering, would have shown a decrease in registrations by around 49% (125 registrations) if not for the inclusion of the 160 City & Guilds registrations.

These movements are shown in Figure 10.

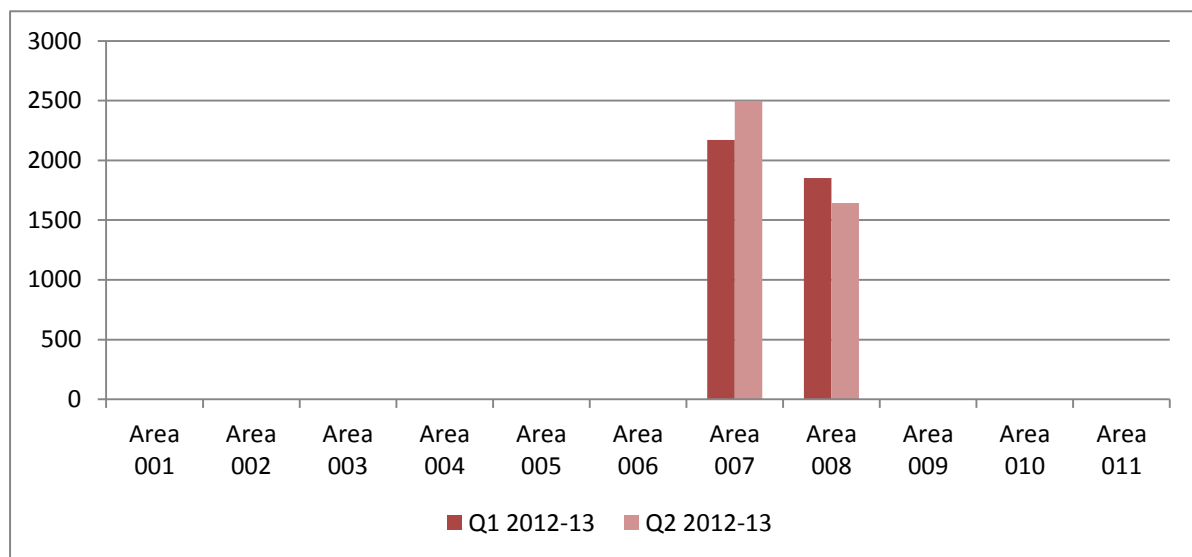
Figure 10 — Registrations for ‘Other’ qualifications





The distribution of registrations across areas of competence changed slightly for the Regulatory and Licensing qualifications. There was an increase of 15% (327 registrations) for Area 007: Providing Goods and Services, and a decrease of 11% (209 registrations) for Area 008: Providing Health, Social Care and Protective Services (as shown in Figure 11). Regulatory and Licensing qualifications are only offered in these two areas — Providing Goods and Services and Providing Health, Social Care and Protective Services. Once again the increase is caused by the inclusion of City & Guilds data that has been omitted from previous reports. Without City & Guilds, registrations would have shown a decrease of 262 (12%).

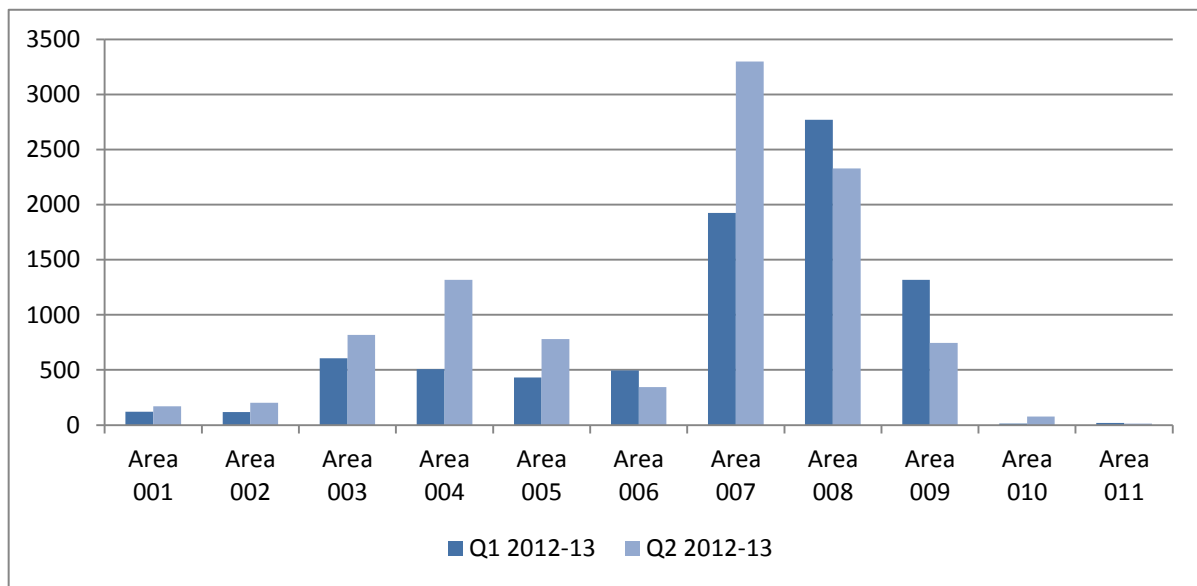
Figure 11 — Registrations for Regulatory and Licensing qualifications



For SVQ registrations the range of areas SVQs are offered in has also changed slightly. As shown in Figure 12, SVQs are offered in all 11 areas. However, compared to the previous quarter, SVQ registrations have increased across most areas of competence. Areas 004, 005 and 007 have had the most significant increases with 159% (809 registrations), 81% (348 registrations) and 71% (1,374 registrations) respectively.

- ◆ Registrations for Area 004: Engineering have increased due to a large number of registrations for SVQ 2 Performing Engineering Operations.
- ◆ Area 005: Providing Goods and Services has also increased from the previous quarter due to Food Manufacture and Management SVQs performing well.
- ◆ Area 007: Providing Health, Social Care and Protective Services also showed a significant increase on quarter 1 registrations. This was largely (although not entirely) due to nearly 1,000 registrations from City & Guilds.
- ◆ Area 009: Providing Business Services decreased by 44% (574 registrations). This could be attributed to fewer SVQs being available in this area, and two of SQA's Customer Service SVQs being re-allocated to another area of competence.

Figure 12 — Registrations for SVQs

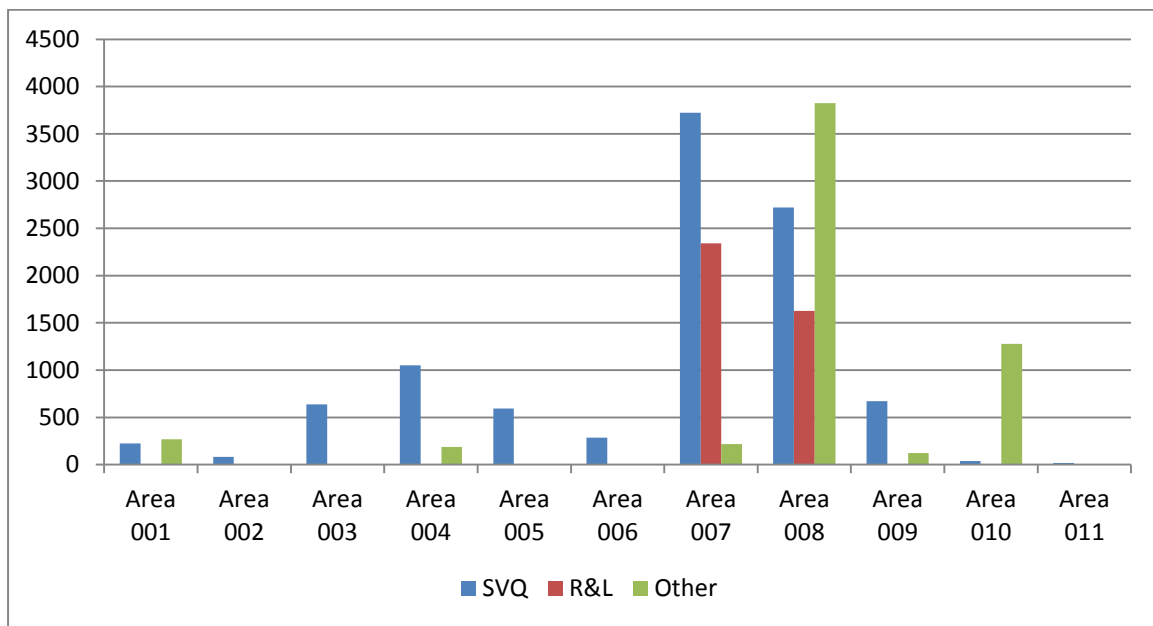


### Certifications by area of competence

Certifications by area of competence are lower than registrations, yet the general trends are similar in the sense that the most certifications were for areas 007 and 008, as shown in Figure 13.

- ◆ The area of competence that experienced the highest number of SVQ certifications was Area 007: Providing Goods and Services with 3,724 certifications, representing 37% of SVQs during this period.
- ◆ The area of competence that experienced the highest number of Regulatory and Licensing certifications was Area 007: Providing Goods and Services with 2,341 certifications, representing 57% of Regulatory and Licensing qualifications during the same period.
- ◆ The area of competence that experienced the highest number of 'Other' certifications was Area 008: Providing Health, Social Care and Protective Services with 3,824 certifications, representing 64% of 'Other' qualifications during the same period.

Figure 13 — Certifications by area of competence and qualification type



When comparing Q2 certifications to Q1 2011–13, the number and distribution of certifications across the areas of competence and qualification types remain fairly stable.

# Analysis by qualification developer

SQA Accreditation focuses more directly on analysis by area of competence rather than sector skills councils (SSCs) or qualification structure developers because some SSCs develop qualifications across a range of sectors. Nevertheless, the breakdown of registrations and certifications by qualification structure developer is presented in Figures 14 and 15.

Figure 14 — Registration by qualification structure developer

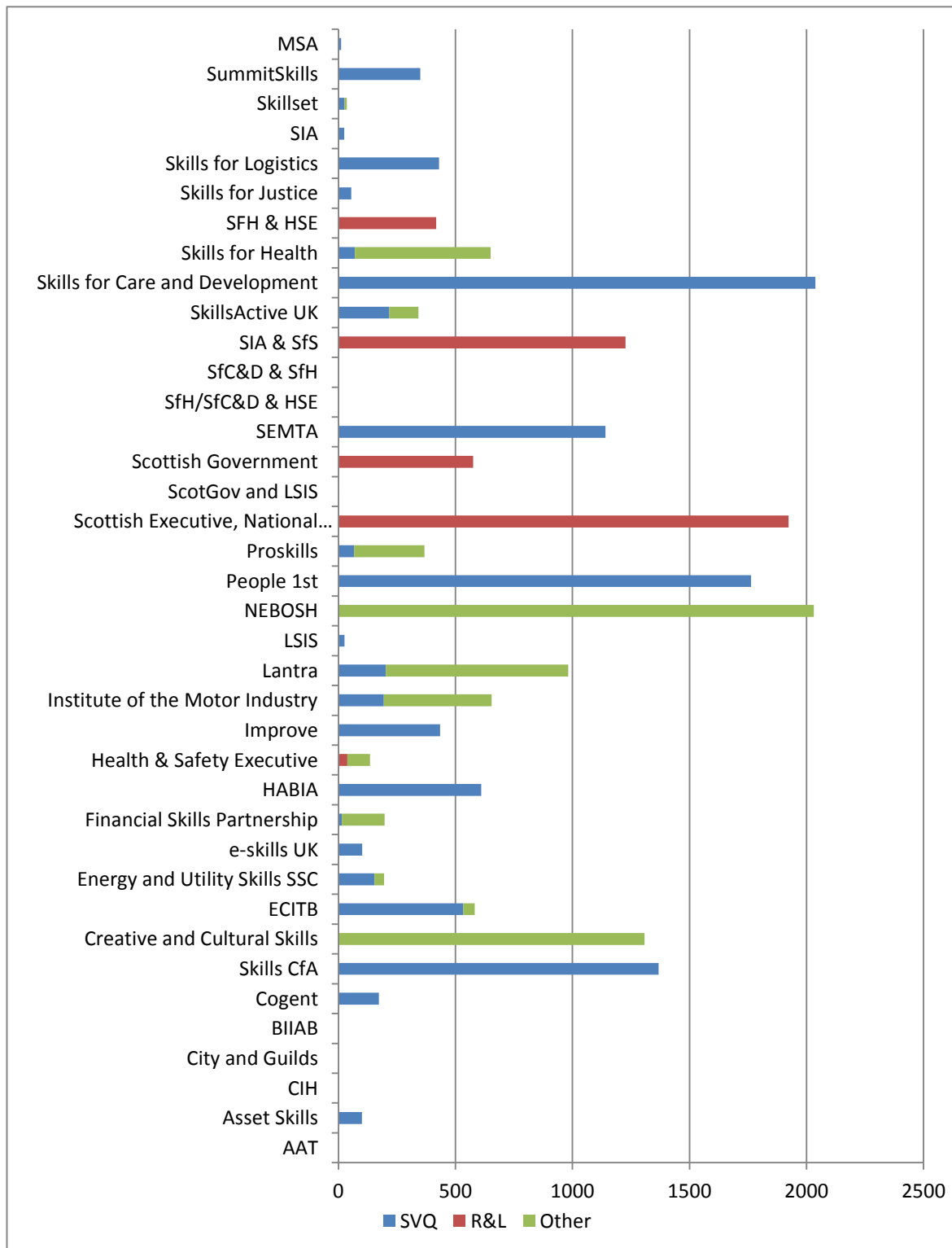
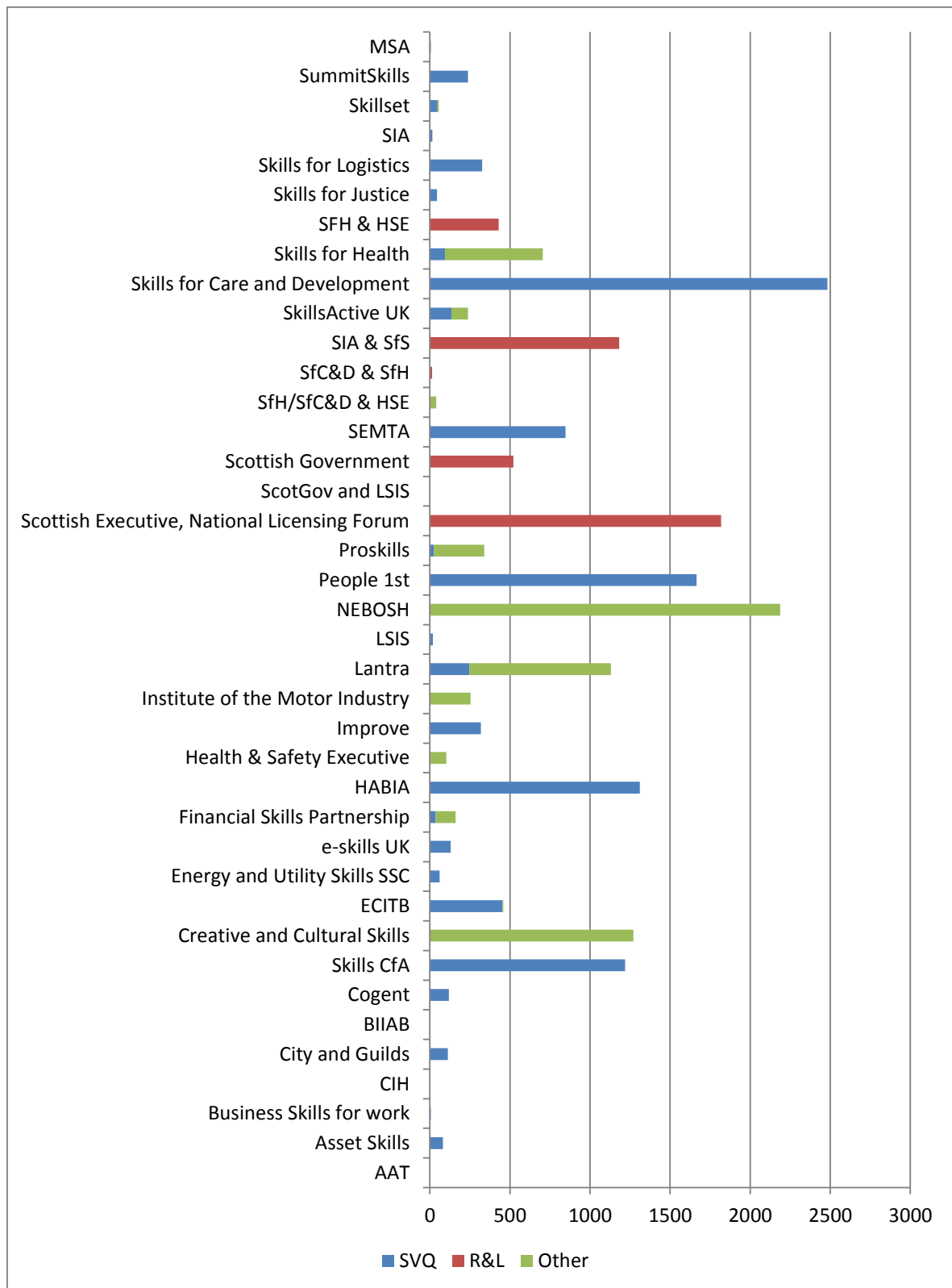


Figure 15 — Certification by qualification structure developer

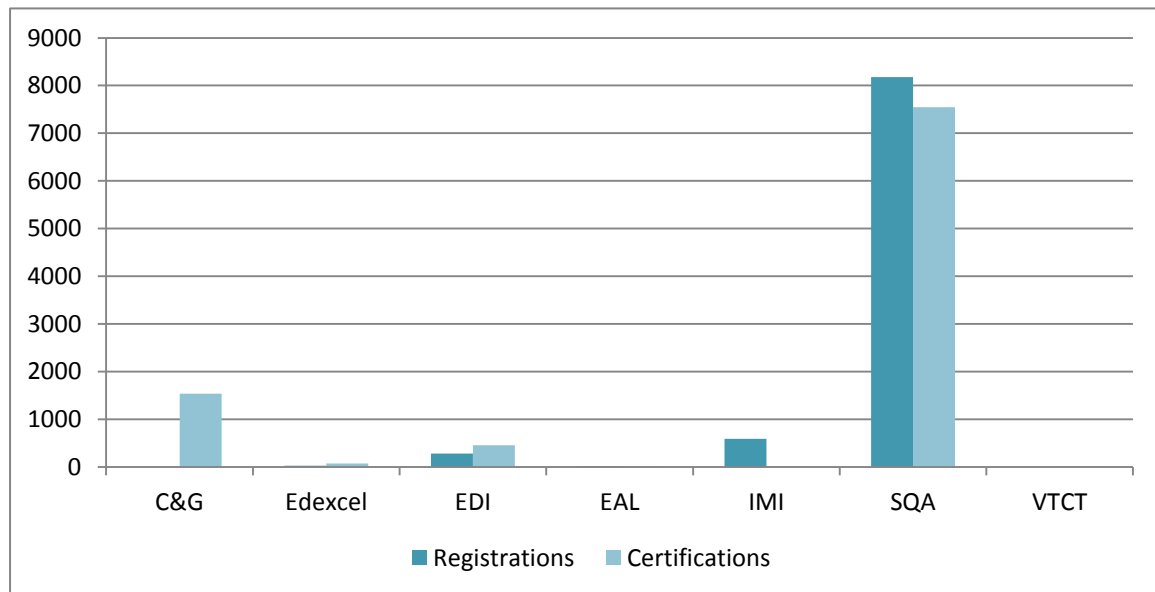


## Workplace Core Skills

During the second quarter of 2012–13 there were 115 Workplace Core Skills accredited. These range from SCQF level 3 to SCQF level 6.

There were 9,107 Workplace Core Skills registrations and 9,643 certifications in total. The awarding body with the most registrations and certifications was SQA, with 90% of registrations and 93% of certifications.

Figure 16 — Core Skills by awarding body



The Workplace Core Skill with the most registrations and certifications was Working with Others (SCQF level 4) with 1,137 registrations and 1,514 certifications.

Registrations and Certifications for Workplace Core Skills are highest in all categories at SCQF level 4, as shown in Figures 17, 18, 19, 20 and 21.

Figure 17 — Communication Core Skill

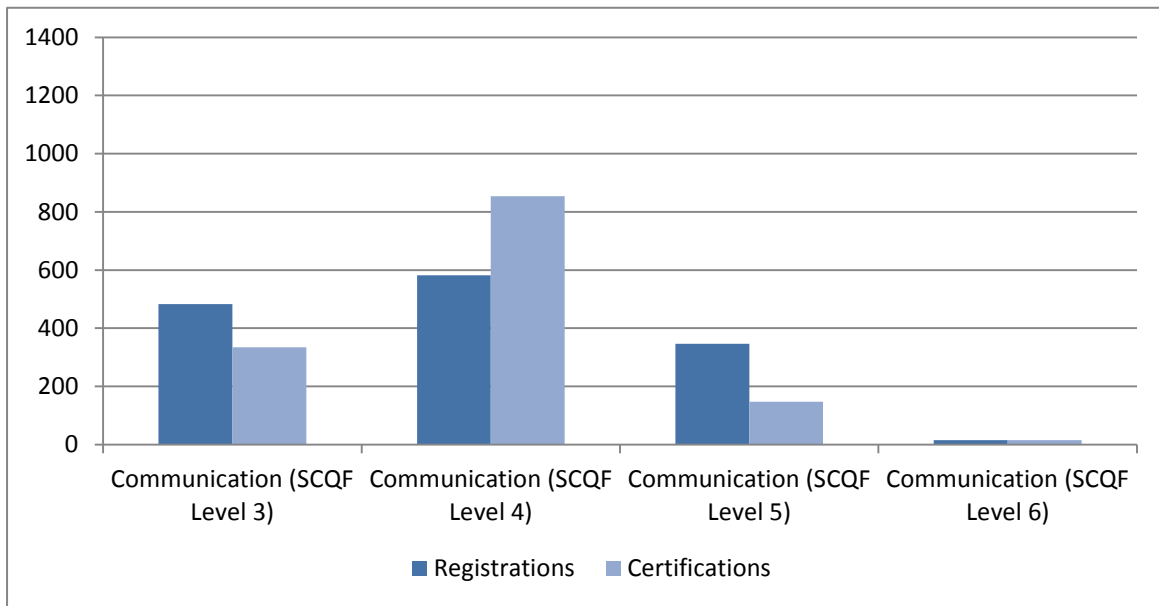


Figure 18 — Information and Communication Technology Core Skill

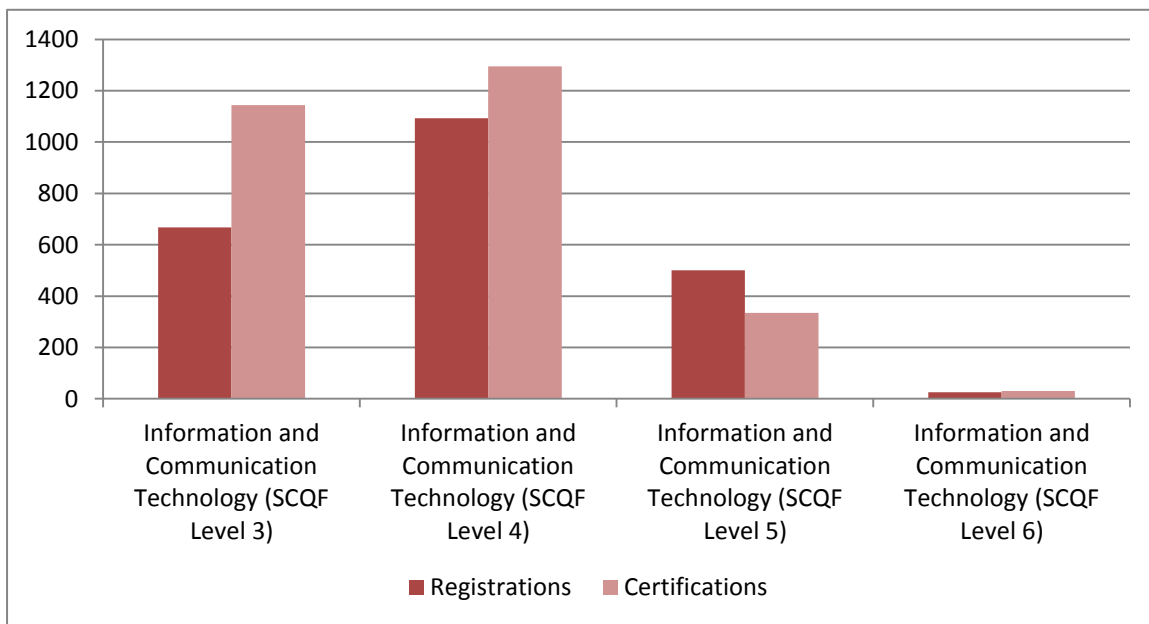


Figure 19 — Numeracy Core Skill

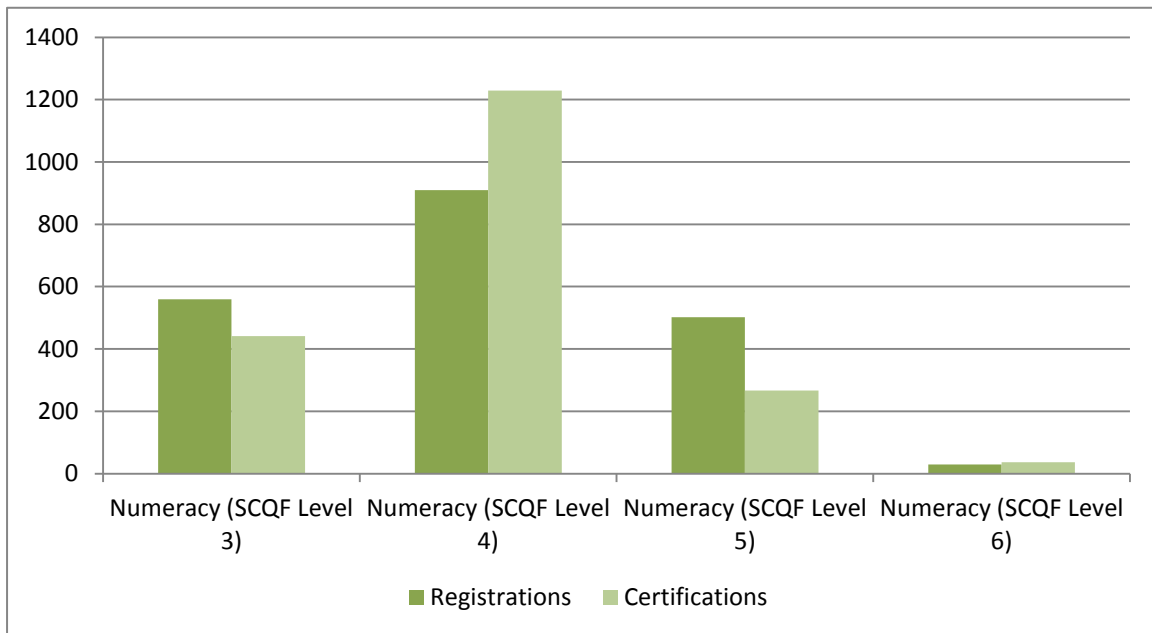


Figure 20 — Problem Solving Core Skill

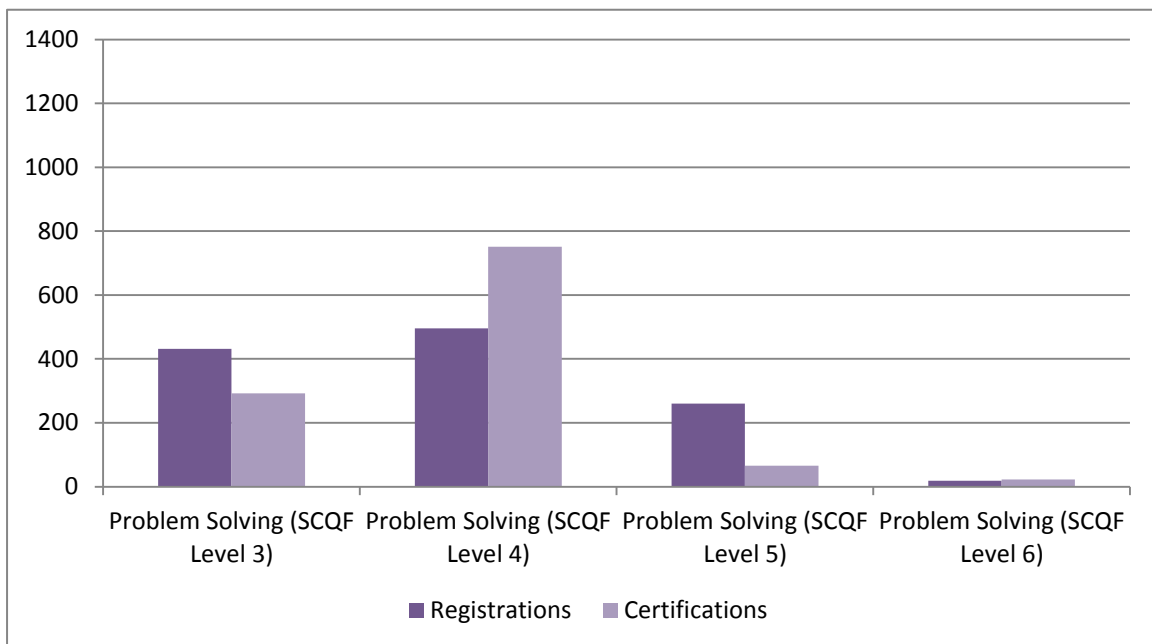




Figure 21 — Working with Others Core Skill



# Glossary

Term	Description
Area of competence	There are 11 occupational areas of competence. These range from Tending Animals, Plants and Land, to Engineering to Developing and Extending Knowledge and Skill. All SVQs are organised by the area of competence to which they belong.
Certifications	The process by which a centre requests a SVQ certificate for a candidate who has completed the full SVQ.
‘Other’ accredited qualification	All ‘Other’ accredited qualifications that are not SVQs or Regulatory and Licensing qualifications.
Registrations	The process by which a centre informs an awarding body that a candidate has commenced working towards an SVQ.
Regulatory and Licensing Qualification	Qualifications which are defined or required by industry regulators, such as the Security Industry Authority, and often underpin licence to practise schemes.
Scottish Vocational Qualification	Scottish Vocational Qualifications (SVQs) are qualifications which combine skills, knowledge and ability within a specific occupational area and are delivered in a workplace setting. The standards for SVQs are designed by the appropriate sector skills council (SSC).

# Awarding bodies

<b>Acronym (if used)</b>	<b>Awarding body</b>
N/A	1st4sport Qualifications
ACCA	The Association of Chartered Certified Accountants
AFS	Alcohol Focus Scotland
AAT	Association of Accounting Technicians
N/A	BIIAB
CYQ	Central YMCA Qualifications
CIH	Chartered Institute of Housing
CMI	Chartered Management Institute
N/A	City & Guilds
N/A	Pearson Education Limited (Edexcel)
EDI	Education Development International plc
EAL	Excellence, Achievement and Learning Limited
ECITB	Engineering Construction Industry Training Board
EQL	Equestrian Qualifications GB Limited
FAAL	First Aid Awards Limited
GQA	GQA Qualifications Limited
HABC	Highfield Awarding Body for Compliance
ILM	Institute of Leadership and Management
IMI	IMI Awards Limited

<b>Acronym (if used)</b>	<b>Awarding body</b>
IRRV	Institute of Revenues Rating and Valuation
IQ	Industry Qualifications
N/A	Lantra Awards Limited
ITC	ITC First Aid Limited
MPQC	Mineral Products Qualifications Council
NOCN	National Open College Network
NEBOSH	National Examination Board in Occupational Safety and Health
N/A	PIABC
N/A	Rockschool Limited
RAD	The Royal Academy of Dance
N/A	PAA/VQ-SET
STA	Safety Training Awards
N/A	Scottish Bakers
SQA	Scottish Qualifications Authority
WCSM	The Worshipful Company of Spectacle Makers
VTCT	Vocational Training Charitable Trust