

Quarterly Statistics Report

Report on accredited qualifications

October–December 2014

Publication date February 2015

Publication code: AE5955

Published by the Scottish Qualifications Authority
The Optima Building, 58 Robertson Street, Glasgow, G2 8DQ
Lowden, 24 Wester Shawfair, Dalkeith, Midlothian EH22 1FD

www.sqa.org.uk

The information in this publication may be reproduced in support of SQA qualifications. If it is reproduced, SQA should be clearly acknowledged as the source. If it is to be used for any other purpose, then written permission must be obtained from SQA. It must not be reproduced for trade or commercial purposes.

© Scottish Qualifications Authority 2014

Contents

Executive summary	1
Introduction	3
Quarterly statistics	4
Currently accredited qualifications	5
Top 10 registrations and certifications	5
Analysis by qualification type	8
Analysis by awarding body	12
Analysis by area of competence	14
Analysis by qualification developer	19
Workplace Core Skills	21
Glossary	25
Awarding bodies	26

Executive summary

This report provides an overview of qualification activity for SQA Accreditation approved awarding bodies for the third quarter (Q3) of 2014–15 (October–November 2014). The data is obtained directly from awarding bodies as part of their quarterly submission requirements, and it is they who are responsible for ensuring the accuracy of the data supplied.

Currently accredited qualifications

At the end of the third quarter of 2014–15 there were 1,048 current, accredited qualifications. These consisted of 721 Scottish Vocational Qualifications (SVQs) (69% of all qualifications), 55 Regulatory and Licensing qualifications (5% of all qualifications), and 272 'Other' accredited qualifications (26% of all qualifications). There has been a <1% increase in the number of available qualifications (six in total) compared to the same time last year.

SQA Accreditation collects quarterly registration and certification data from all its approved awarding bodies. This is a summary of the data for Q3 2014–15:

Scottish Vocational Qualifications (SVQs): 14,749 SVQ registrations were received, across all levels. This is a decrease of 3% (444 registrations) compared to the same quarter in the previous year. During the same period 7,505 SVQ certifications were submitted across all levels — a decrease of 6% compared to the same quarter in the previous year. Levels 2 and 3 had the highest number of registrations and certifications, reflecting the high number of qualifications at these levels, as well as their popularity in Modern Apprenticeship (MA) frameworks.

Regulatory and Licensing qualifications: 8,349 Regulatory and Licensing registrations were submitted to SQA Accreditation — a decrease of 44% compared to Q2 2014–15. During the same period 8,140 Regulatory and Licensing certifications were submitted to SQA Accreditation — a decrease (of 44%) compared to the previous quarter.

'Other' qualifications: 12,088 'Other' qualification registrations were submitted to SQA Accreditation — an increase of 46% compared to Q2 2014–15. During the same period 6,106 'Other' certifications were submitted — an increase of 11% compared to Q2 2014–15.

Analysis by awarding body

It is clear from the data that certain awarding bodies are more prominent in different qualification types. For example, in terms of registering and certifying SVQ candidates, SQA was the leading awarding body, while BIIAB was the leader for Regulatory and Licensing qualifications, and NEBOSH was the front-runner for 'Other' qualifications.

SVQs: SQA registered 10,553 candidates (71% of all SVQ registrations) and certificated 5,830 (77% of all SVQ certifications).

Regulatory and Licensing qualifications: BIIAB registered 2,432 candidates (29% of all Regulatory and Licensing registrations) and certificated 2,318 (28% of all Regulatory and Licensing certifications).

Other: NEBOSH registered 5,735 candidates (47% of all 'Other' registrations) and certificated 2,246 (37% of all 'Other' certifications).

Analysis by area of competence

Area 008: Providing Health, Social Care & Protective Services had the highest number of registrations and certifications across all qualification types.

Introduction

This statistical report is published by SQA Accreditation, which is the national accrediting body for Scotland. We set and specify the requirements for accrediting qualifications to support the needs of learners and employers in Scotland. We do this by promoting and maintaining public confidence in accredited qualifications and approved awarding bodies.

The information shown has been produced from data provided to SQA Accreditation by the respective awarding bodies. Data covers SQA accredited qualifications during the third quarter of 2014–15 (October–November) and focuses on those candidates who were:

- ◆ registered for an SQA accredited qualification
- ◆ certificated for an SQA accredited qualification

At the point of accreditation, all qualifications are allocated a *qualification type* and an *area of competence*, which are used to classify qualifications in this report. This provides information on the number of registrations and certifications according to awarding body, area of competence, qualification type and level. Data may be revised in subsequent reports due to late submission or if any errors are identified.

For upcoming data submissions, the following deadline dates apply and must be adhered to by all awarding bodies in order to ensure consistency and accuracy of data in future reports:

- ◆ 10 April 2015 for Q4 2014–15 data (January to March 2015)
- ◆ 10 July 2015 for Q1 2015–16 data (April to June 2015)
- ◆ 12 October 2015 for Q2 2015–16 data (July to September 2015)
- ◆ 15 January 2016 for Q3 2014–16 data (October to December 2015)

Quarterly statistics

SQA Accreditation has always accredited SVQs. In 2006 the remit was extended to include accrediting Regulatory and Licensing qualifications, and later in 2009 this remit was further opened up to include the accreditation of all qualifications excluding degrees. This report covers all qualifications types that we accredit, categorised as:

- ◆ Scottish Vocational Qualifications (SVQs)
- ◆ Regulatory and Licensing qualifications (R&L)
- ◆ 'Other' accredited qualifications


The report presents an overview of accreditation activity for the third quarter (Q3) of 2014–15 (October–November 2014). It also reports qualifications statistics based on the data submitted to us by awarding bodies. Awarding bodies have responsibility for ensuring the accuracy of the data submitted.

This report covers a three-year period to ensure that the published information is relevant, appropriate and easy to understand.

Currently accredited qualifications

At the end of the third quarter of 2014–15 there were 1,048 accredited qualifications. These were made up of 721 SVQs (69%), 55 Regulatory and Licensing qualifications (5%) and 272 'Other' accredited qualifications (26%).

Figure 1 — Accredited qualifications



The total number of qualifications accredited (not including lapsed qualifications) has increased from Q2 2014–15 by 6 (<1%). There has been an increase in number all three qualification types. The distribution remains largely the same as last quarter.

Figure 2 — Available Qualifications

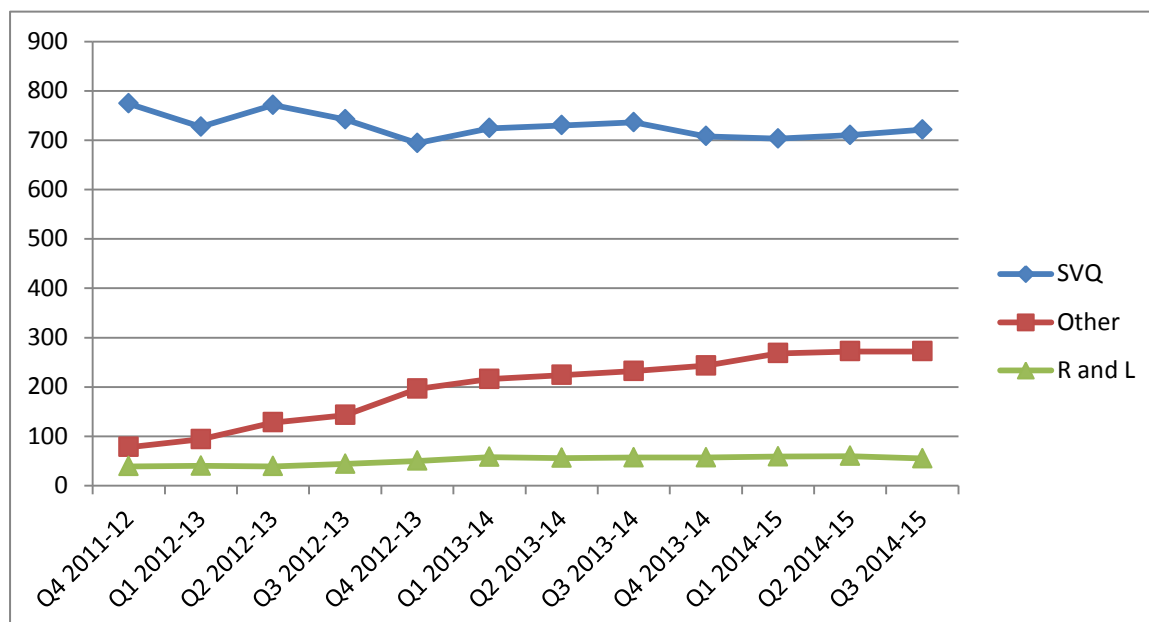


Figure 2 shows the change in the distribution of qualification types over a 3 year period.

There has been a dip in the number of available SVQs which appears to be offset by the rise in 'Other' qualifications.

While there has been a gradual decline in the number of available SVQs, the number of registrations and certifications has returned to pre-recession levels. We will continue to monitor this and report on any fluctuations.

Top 10 registrations and certifications

During the Q3 2014–15 the following 10 qualifications had the highest number of registrations across all qualification types:

Table 1 — Top 10 performing qualifications in terms of registrations

Qualification title	Qualification type	No of registrations
NEBOSH National General Certificate in Occupational Health and Safety	Other	3,324
BIIAB Scottish Certificate for Personal Licence Holders at SCQF Level 6	Regulatory	1,267
SQA SVQ 2 Social Services and Healthcare at SCQF Level 6	SVQ	999
EAL SVQ 2 in Performing Engineering Operations at SCQF Level 5	SVQ	941
SQA Emergency First Aid at Work at SCQF Level 5	Regulatory	939
ITC Certificate in Outdoor First Aid SCQF Level 5	Other	903
SQA SVQ 3 Social Services (Children and Young People) at SCQF Level 7	SVQ	689
FAAL Award in Emergency First Aid at Work at SCQF Level 5	Regulatory	647
NEBOSH National Certificate in Construction Health and Safety	Other	631
SQA SVQ 3 Social Services and Healthcare at SCQF Level 7	SVQ	568

During the third quarter of 2014–15 (October–November) the following 10 qualifications experienced the highest number of certifications across all qualification types:

Table 2 — Top 10 performing qualifications in terms of certifications

Qualification title	Qualification type	No of certifications
BIIAB Scottish Certificate for Personal Licence Holders (Refresher) at SCQF Level 6	Regulatory	1,198
NEBOSH National General Certificate in Occupational Health and Safety	Other	1,151
ITC Certificate in Outdoor First Aid SCQF Level 5	Other	888
SQA Emergency First Aid at Work at SCQF Level 5	Regulatory	861
FAAL Award in Emergency First Aid at Work at SCQF Level 5	Regulatory	636
SQA First Aid at Work at SCQF Level 6	Regulatory	563
C&G Scottish Certificate for Personal Licence Holders at SCQF Level 6	Regulatory	531
NEBOSH Award in Health and Safety at Work	Other	500
BIIAB Scottish Certificate for Personal Licence Holders (Refresher) at SCQF Level 6	Regulatory	473
HABC Scottish Certificate for Personal Licence Holders at SCQF Level 6	Regulatory	469

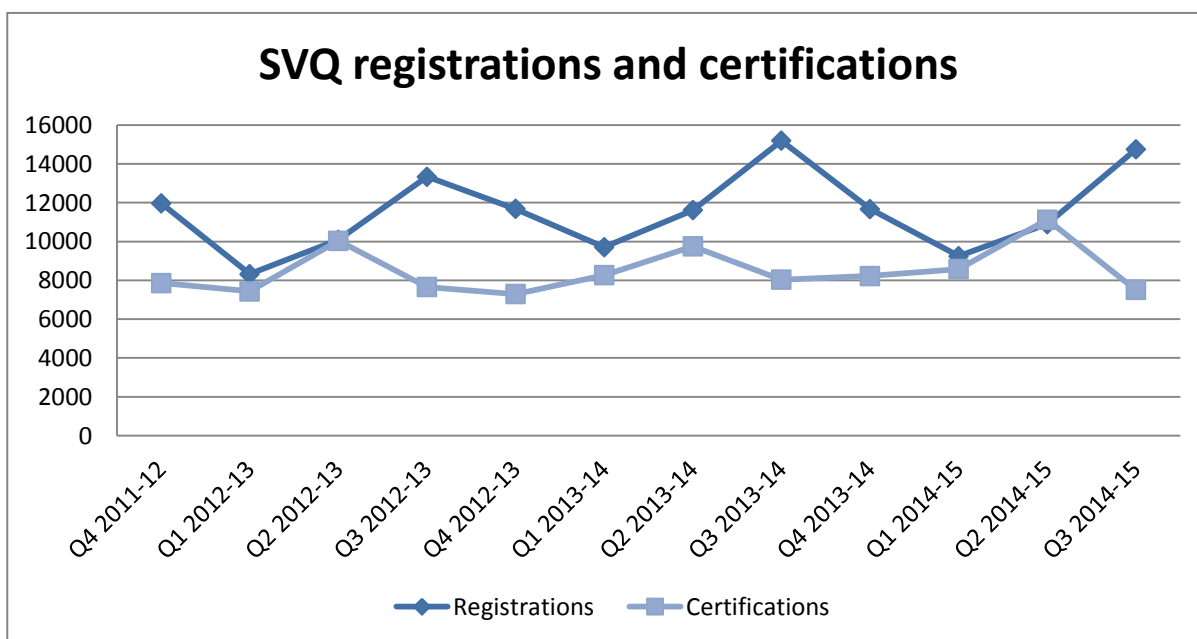
Analysis by qualification type

SQA Accreditation has collected SVQ data from awarding bodies for several years and is able to present trends in this data. The data for Regulatory and Licensing (R&L) and ‘Other’ qualifications has made it possible to provide analysis across all qualification types without limiting statistics to SVQs. This should give a complete picture of the landscape for accredited qualifications.

Scottish Vocational Qualifications (SVQ)

During the third quarter of 2014–15 (October–November) 14,749 SVQ registrations were received, across all SVQ levels.

Figure 3 — SVQ registrations and certifications



This is a decrease of 3% (444 registrations) compared to the same time last year, and an increase of 10% from the same quarter in 2012–13. The graph above is beginning to show a fairly stable pattern each year.

The total number of registrations and certifications for SVQs has increased despite the gradual drop in the number available.

During the third quarter of 2014–15 (October–November), 7,505 SVQ certifications were submitted across all levels — a decrease of 6% compared to the same quarter last year, and a decrease of 2% from the same time in 2012–13.

These registrations and certifications cover 1,084 different qualifications (including lapsed qualifications), offered by 21 different awarding bodies. During this quarter, SVQs represented 69% of all currently accredited qualifications, 42% of all registrations, and 34% of all certifications.

The SVQ with the highest number of registrations and certifications this quarter was (once again) the SQA SVQ 2 Social Services and Healthcare at SCQF Level 6 which had 999

registrations. This was closely followed by the SVQ 2 in Performing Engineering Operations at SCQF Level 5 which had 941 registrations.

Analysis by SVQ level

The majority of SVQ registrations were at Level 3, with 7,278 registrations, representing 49% of SVQ registrations. The majority of SVQ certifications, were also at Level 3, with 3,735 certifications, representing 49% of SVQ certifications during the third quarter of 2014–15 (October–November) (see Figures 4 and 5).

Figure 4 — Registrations by SVQ level

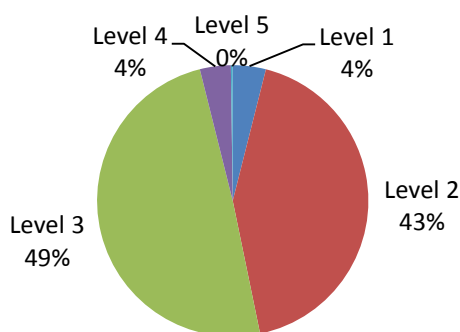
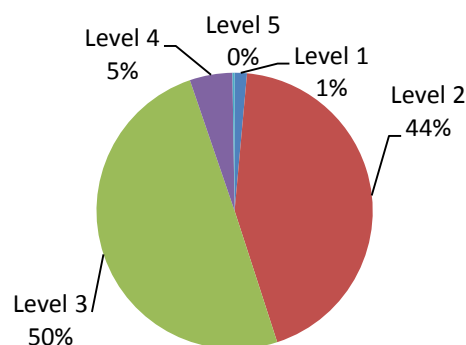


Figure 5 — Certifications by SVQ level



The distribution of registrations and certifications across levels remains relatively stable, with the majority of registrations and certifications remaining at Levels 2 and 3, in line with previous years. Level 2 and Level 3 SVQs show higher levels of registrations and certifications because there are considerably more of these qualifications relative to other levels, as shown in Table 3.

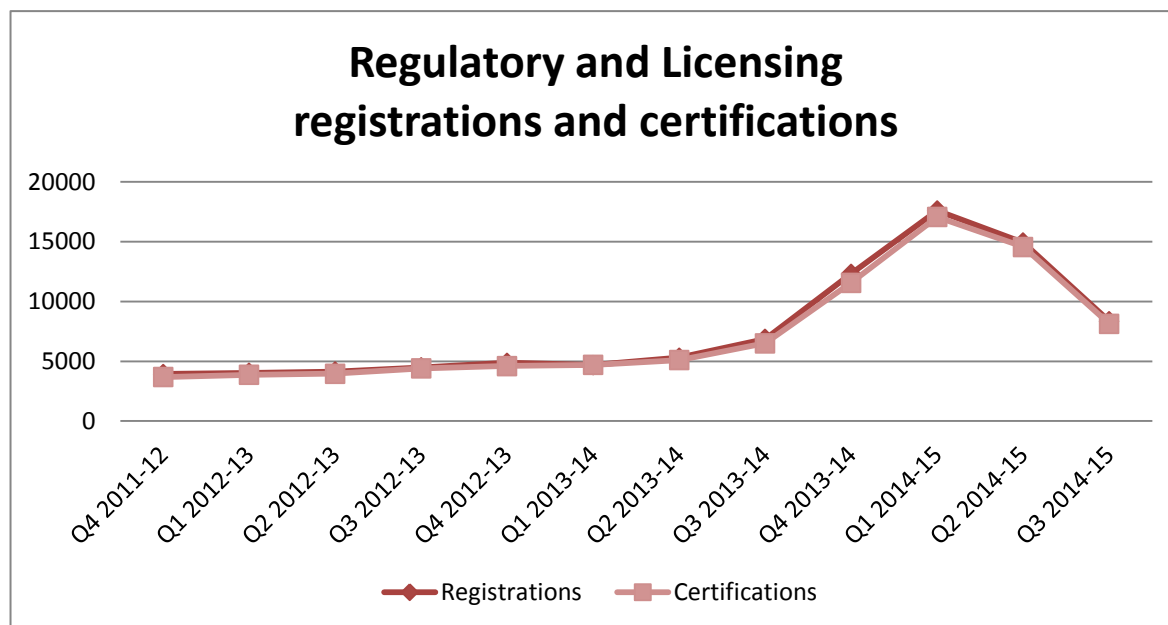
Table 3 — SVQ levels

SVQ level	No of SVQs
Level 1	35
Level 2	320
Level 3	318
Level 4	41
Level 5	7

This may be linked to SVQs at Levels 2 and 3 forming a part of Modern Apprenticeships. Of Level 2 and 3 SVQs, 71% and 83% are present in Modern Apprenticeships respectively. Currently, 30 SVQ Level 4 qualifications and six SVQ Level 5 qualifications are part of Apprenticeship frameworks.

Regulatory and Licensing qualifications (R&L)

Figure 6 — Regulatory and Licensing registrations and certifications



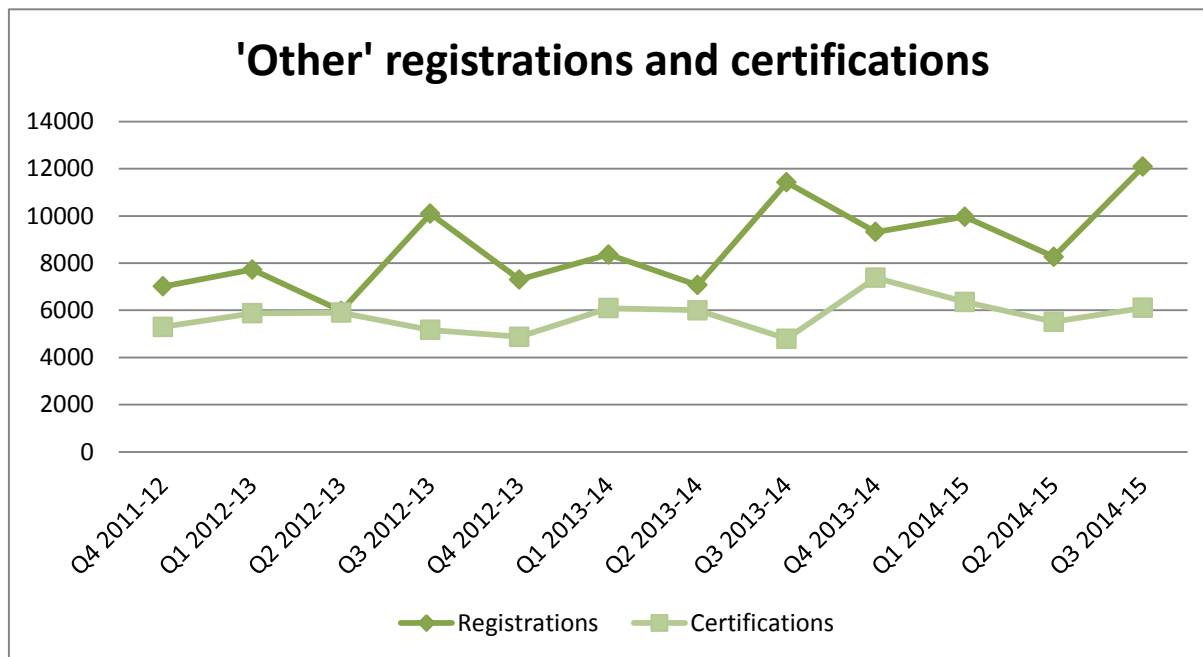
During the third quarter of 2014–15 (October–November), 8,349 Regulatory and Licensing registrations were submitted to SQA Accreditation. This is an increase of 21% compared to the same time last year. During the same period, 8,140 Regulatory and Licensing certifications were submitted to SQA Accreditation — also an increase (of 25%) compared to the same quarter last year. The steady increase in the number of registrations and certifications for Regulatory and Licensing qualifications since Q2 2011–12 (see above) was interrupted by a marked increase in registrations and certifications caused by legislative changes relating to the Scottish Certificate for Personal Licence Holders (SCPLH) Refresher qualification. The hump in the graph caused by this appears to have dissipated completely at this time.

These registrations and certifications cover 61 different qualifications, offered by 13 different awarding bodies. During this quarter, Regulatory and Licensing qualifications represented 5% of all currently accredited qualifications, 23% of all registrations, and 37% of all certifications. The Regulatory and Licensing qualification with the highest number of registrations this quarter was the BIIAB Scottish Certificate for Personal Licence Holders (Refresher) at SCQF Level 6, with 1,267 registrations. This qualification also experienced the highest number of R&L certifications (1,198). As shown in figure 6 the total number of registrations and certifications for R&L qualifications has fallen since Q1 2014–15.

All other accredited qualifications ('Other')

During the third quarter of 2014–15 (October–November), 12,088 registrations for 'Other' qualifications were submitted to SQA Accreditation. This is an increase of 6% compared to the same quarter of the previous year. During the same period, 6,106 'Other' certifications were submitted — an increase of 2% compared to the same quarter of the previous year.

Figure 7 — 'Other' registrations and certifications



These registrations and certifications cover 300 different qualifications, offered by 27 awarding bodies. During this quarter, other qualifications represented 26% of all currently accredited qualifications, 34% of all registrations and 28% of all certifications.

The 'Other' qualification with the highest number of registrations this quarter was, once again, the NEBOSH National General Certificate in Occupational Health and Safety with 3,324 registrations. The qualification with the highest number of 'Other' certifications was the NEBOSH National General Certificate in Occupational Health and Safety with 1,151 certifications.

Analysis by awarding body

During Q3 of 2014–15 (October–November) the awarding body with the highest number of SVQ registrations overall was SQA, with 10,553 registrations (71% of all SVQ registrations). This awarding body also experienced the highest number of SVQ certifications overall, with 5,830 certifications (77% of all SVQ certifications).

For Regulatory and Licensing qualifications, the top awarding body for certifications and registrations was BIIAB, with 2,432 registrations (29% of all Regulatory and Licensing registrations) and 2,318 certifications (28% of all Regulatory and Licensing certifications).

NEBOSH was the top registering and certifying awarding body for ‘Other’ qualifications with 5,735 registrations (47% of all ‘Other’ registrations) and 2,246 certifications (36% of all ‘Other’ certifications).

Figure 8 — Number of registrations by awarding body

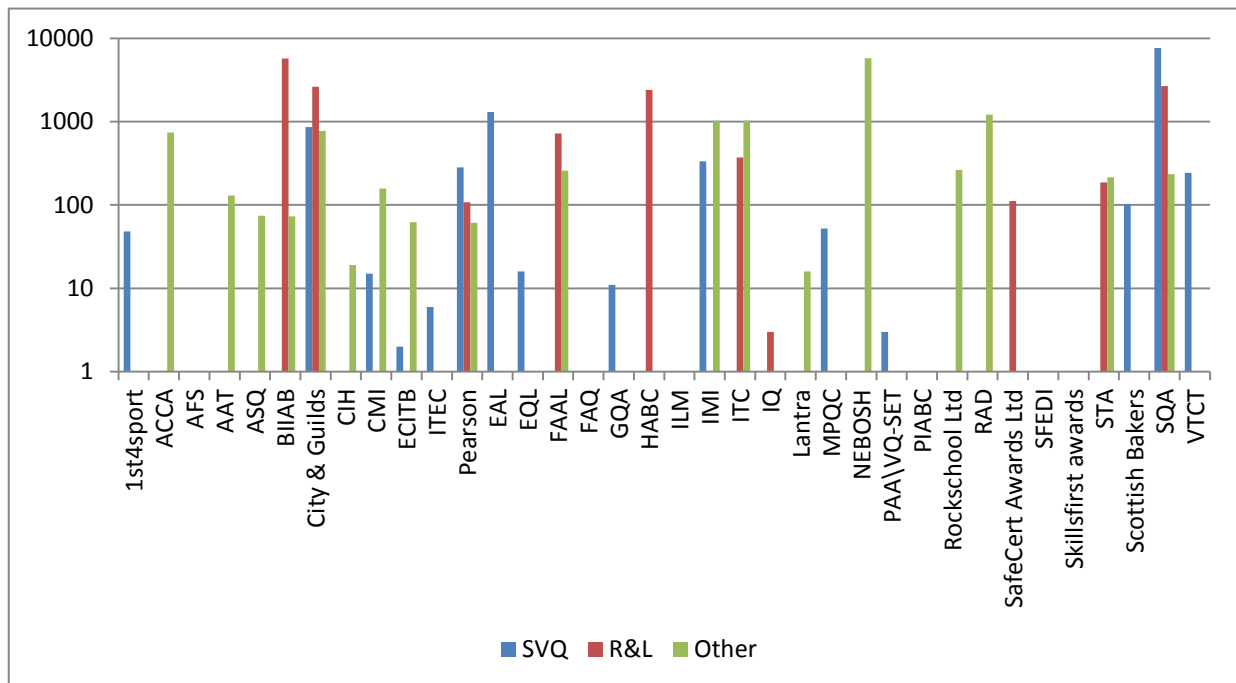
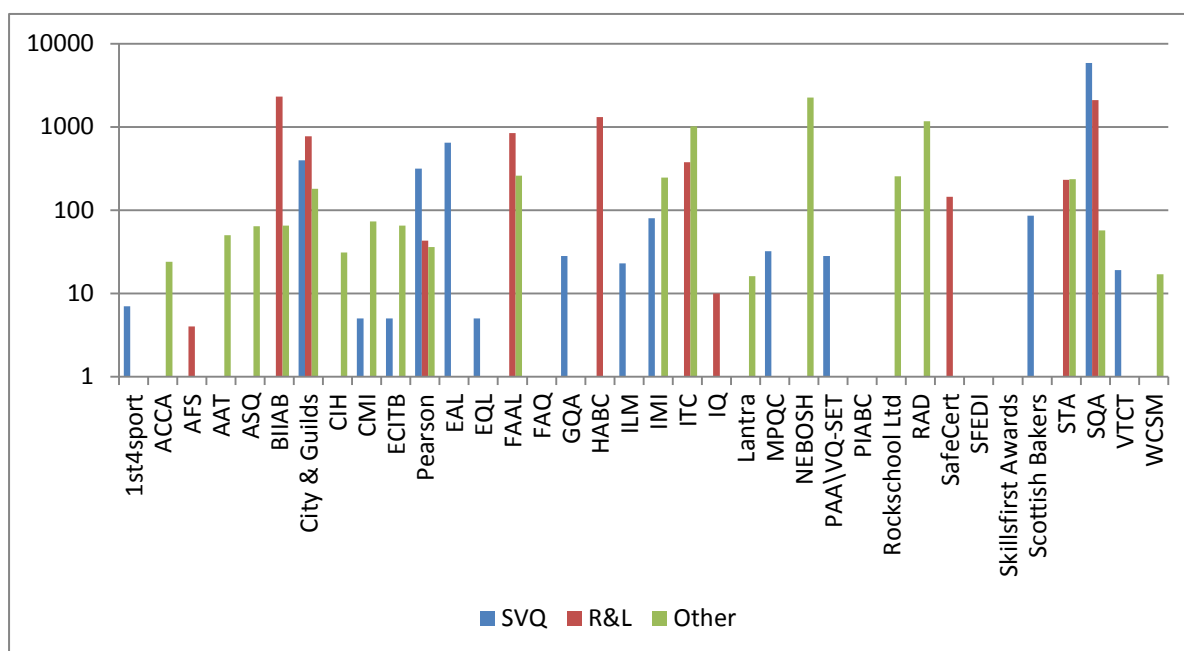


Figure 9 — Number of certifications by awarding body



Throughout Q3 2014–15, CIPD, ESB, IRRV, PIABC, Skillsfirst Awards, SFEDI awards, The Prince’s Trust and WCSM all indicated that they had no registrations or certifications for any of their qualifications.

Qualifications and awarding bodies with zero uptake are monitored regularly, and where there are no registrations or certifications for a two-year period, the relevant Accreditation and/or Regulation Manager will discuss the reasons for this with the awarding body as set out in SQA Accreditation’s Zero Uptake policy.

In terms of breakdown by qualification type, awarding bodies tend to focus on specific qualification types, with only SQA, City & Guilds and Pearson registering and certifying qualifications across all types. (See Figures 8 and 9 above — please note the scale used in these graphs has been adjusted to make the figures more readable.)

Analysis by area of competence

At the point of accreditation, each qualification is assigned to one of the following 11 areas of competence:

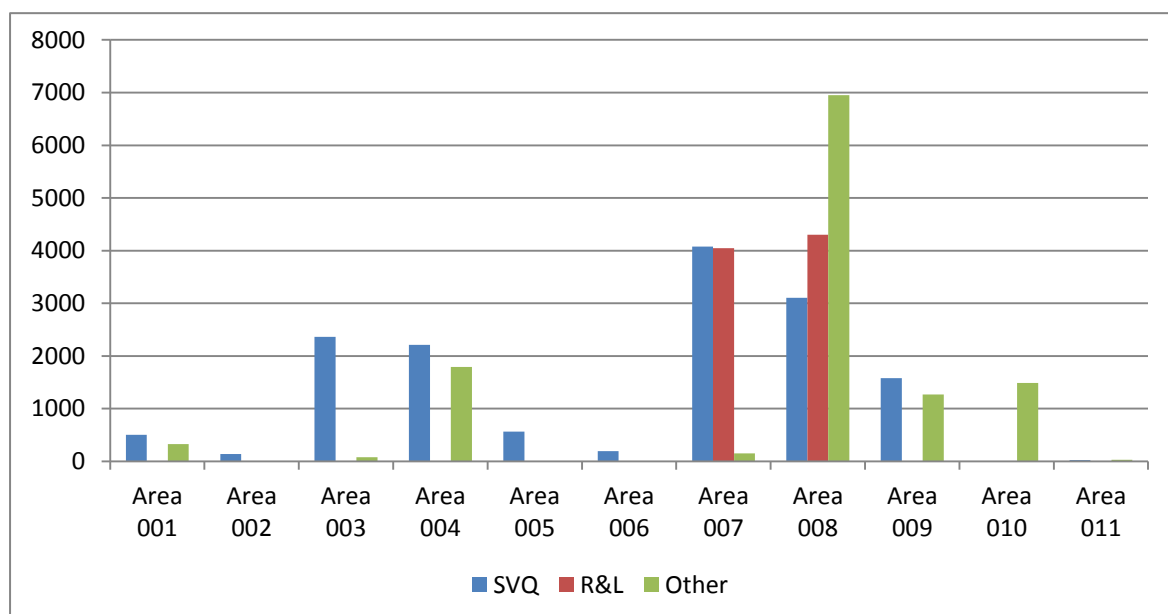
- ◆ 001 Tending Animals, Plants and Land
- ◆ 002 Extracting and Providing Natural Resources
- ◆ 003 Constructing
- ◆ 004 Engineering
- ◆ 005 Manufacturing
- ◆ 006 Transporting
- ◆ 007 Providing Goods and Services
- ◆ 008 Providing Health, Social Care and Protective Services
- ◆ 009 Providing Business Services
- ◆ 010 Communicating and Entertaining
- ◆ 011 Developing and Extending Knowledge and Skill

Each awarding body and sector skills council has a responsibility for verifying the allocation of these areas on a monthly basis when they are published on the [Qualification Listing and Lapsing Reports web page](#). These classifications are combined with registration and certification data submitted by awarding bodies to produce the statistics below.

Registrations by areas of competence

Registrations across areas of competence vary considerably. Figure 10 provides an overview of the number of registrations for each area of competence further broken down by qualification type.

Figure 10 — Registrations by area of competence and qualification type



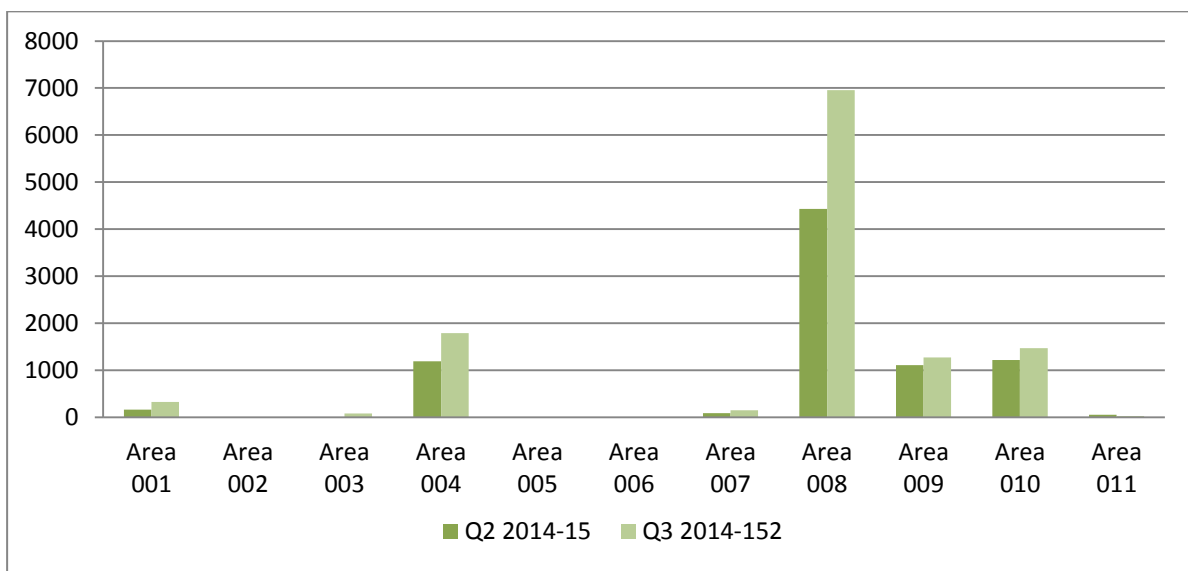
- ◆ The area of competence that experienced the highest number of SVQ registrations was Area 007: Providing Goods and Services, which had 4,077 registrations, representing 27% of SVQs during the third quarter of 2014–15 (October–November).
- ◆ The area of competence that experienced the highest number of Regulatory and Licensing registrations was Area 008: Providing Health, Social Care and Protective Services, with 4,300 registrations, representing 51% of Regulatory and Licensing qualifications during the third quarter of 2014–15 (October–November).
- ◆ The area of competence that experienced the highest number of ‘Other’ registrations was Area 008: Providing Health, Social Care and Protective Services with 6,953 registrations, representing 57% of ‘Other’ qualifications during the third quarter of 2014–15 (October–November).

There was very little change to the distribution of registrations for ‘Other’ qualifications compared to quarter 2 of 2014–15:

- ◆ Area 008: Providing Health, Social Care and Protective Services had the highest number of registrations again this quarter (6,953). This has increased by 56% (2520) from the last quarter.
- ◆ The continued high level of registrations for ‘Other’ qualifications in Area 008 is due to the registrations for the NEBOSH National General Certificate in Occupational Health and Safety.
- ◆ The performance in Area 010: Communicating and Entertaining has continued into Q3 2014–15 (October–December). There is no uptake in this Area of competence for any other qualification type.

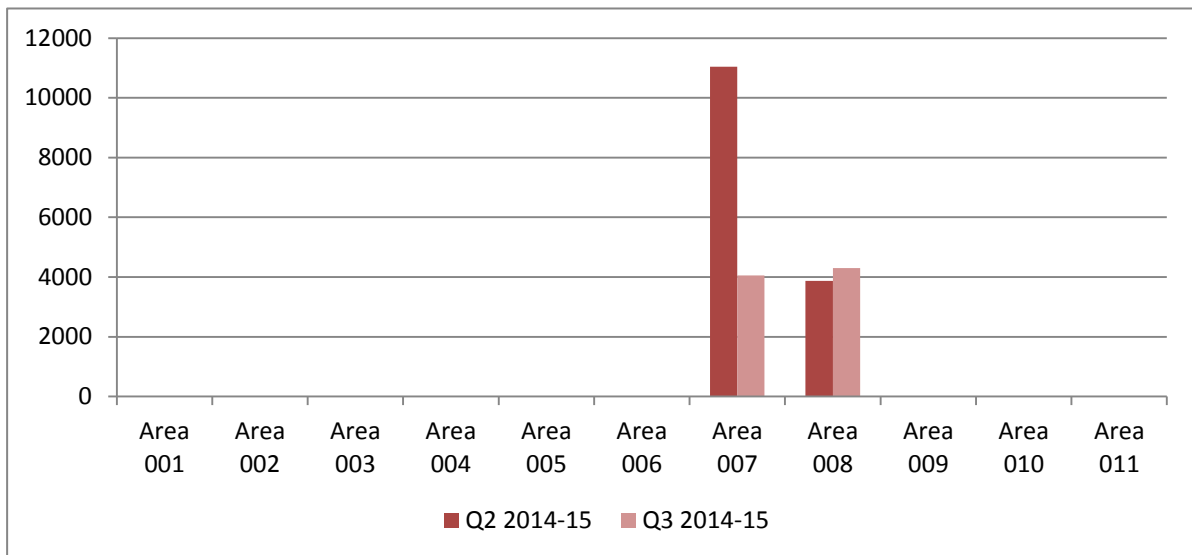
These movements are shown in Figure 11.

Figure 11 — Registrations for ‘Other’ qualifications



The number of registrations for Regulatory and Licensing qualifications in Area 007: Providing Goods and Services has dropped since Q2 2014–15 and they appear to be returning to a more typical level. There was a decrease of 63% (6,992 registrations) for Area 007: Providing Goods and Services, and an increase of 11% (428 registrations) for Area 008: Providing Health, Social Care and Protective Services (as shown in Figure 12). As expected, the number of registrations for the Scottish Certificate for Personal Licence Holders (Refresher) at SCQF Level 6 has fallen again. We expect this to remain around this level going forward.

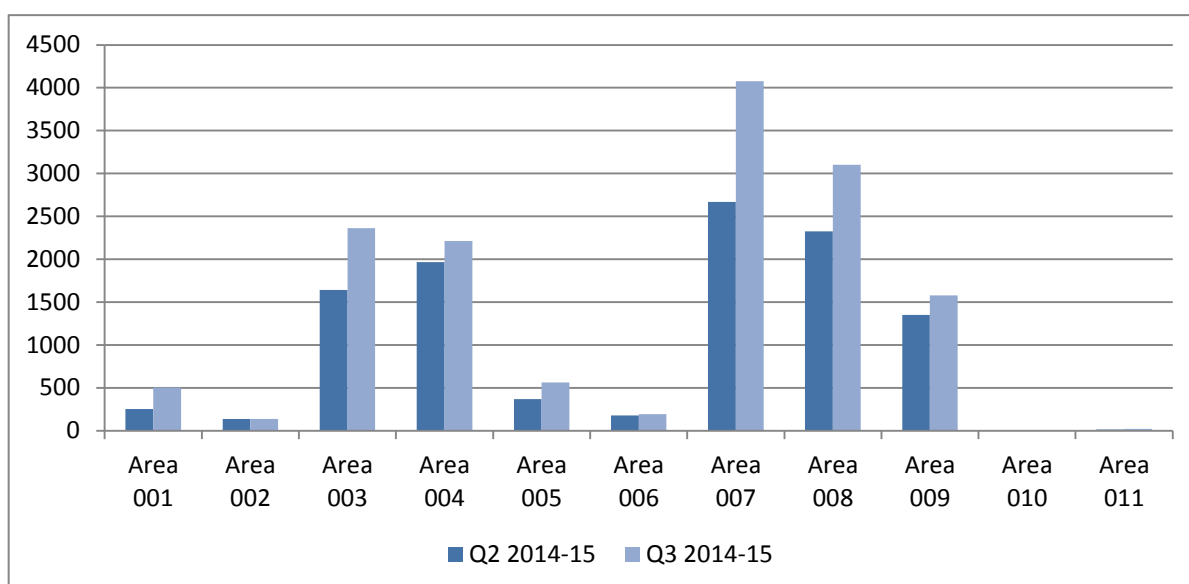
Figure 12 — Registrations for Regulatory and Licensing qualifications



Compared to the previous quarter, SVQ registrations increased in Q3 this year in line with previous years during this time period (see Figure 13). The biggest differences compared to last year are in Areas 005: Manufacturing and 009: Providing Business Services. Area 005 went up by 593 (195 registrations), and Area 009 by 17% (230 registrations).

- ◆ While there is no individual qualification that is responsible for the higher number of SVQ registrations in Area 005: Manufacturing, most of the registrations fall within the Food and Drink Operations suite.
- ◆ The only changes that could be described as unseasonal have been increases in Areas 005 and 009, as similar changes in all other Areas were recorded at the same time last year.
- ◆ The increase in Area 009: Providing Business Services appears to be due to a slight increase across SVQs in Business and Administration, Customer Service and Management, all of which are slightly higher than at the same time last year.

Figure 13 — Registrations for SVQs

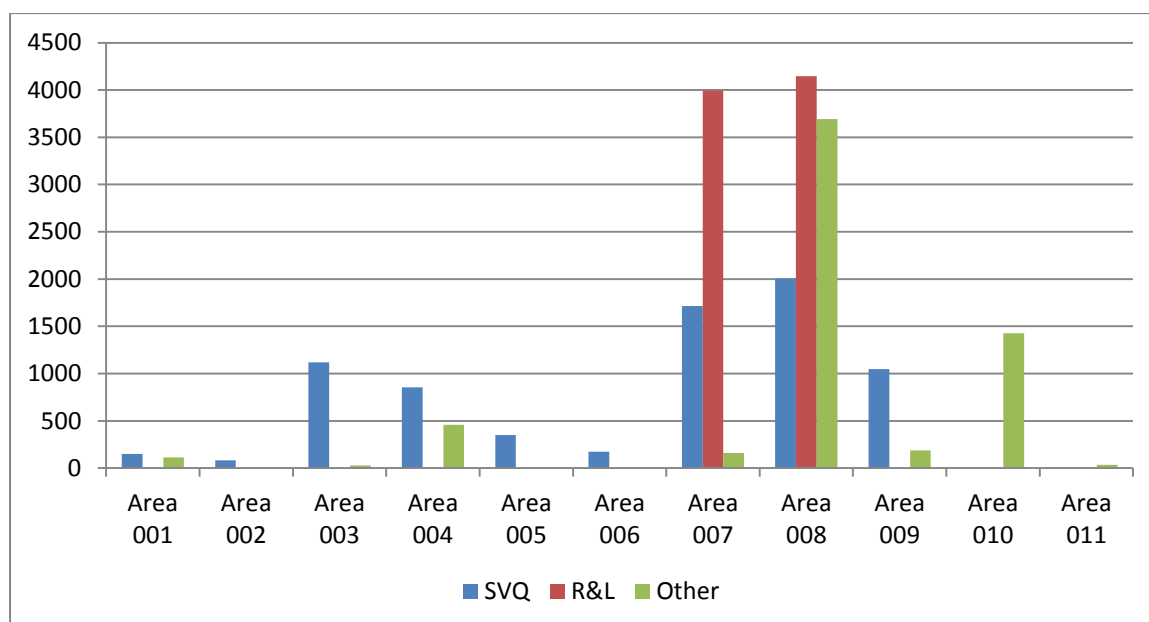


Certifications by area of competence

Certifications by area of competence are lower than registrations, yet the general trends are similar in the sense that the most certifications were for Areas 007 and 008, as shown in Figure 14.

- ◆ The area of competence that experienced the highest number of SVQ certifications was Area 008: Providing Health, Social Care and Protective Services, with 2,005 certifications, representing 26% of SVQs during this period.
- ◆ The area of competence that experienced the highest number of Regulatory and Licensing certifications was Area 008: Providing Health, Social Care and Protective Services with 4,146 certifications, representing 51% of Regulatory and Licensing qualifications during the same period.
- ◆ The area of competence that experienced the highest number of ‘Other’ certifications was Area 008: Providing Health, Social Care and Protective Services with 3,639 certifications, representing 60% of ‘Other’ qualifications during the same period.

Figure 14 — Certifications by area of competence and qualification type



When comparing this year’s Q3 certifications to Q3 2013–14, the distribution of certifications across the areas of competence and qualification types is very similar. The only difference is in the number of certifications overall, which increased by 12% (2,421 certifications).

Analysis by qualification developer

SQA Accreditation focuses more directly on analysis by area of competence, rather than by sector skills council (SSC) or qualification developer, because some SSCs develop qualifications across a range of sectors. Nevertheless, the breakdown of registrations and certifications by qualification developer is presented in Figures 15 and 16.

Figure 15 — Registration by qualification structure developer

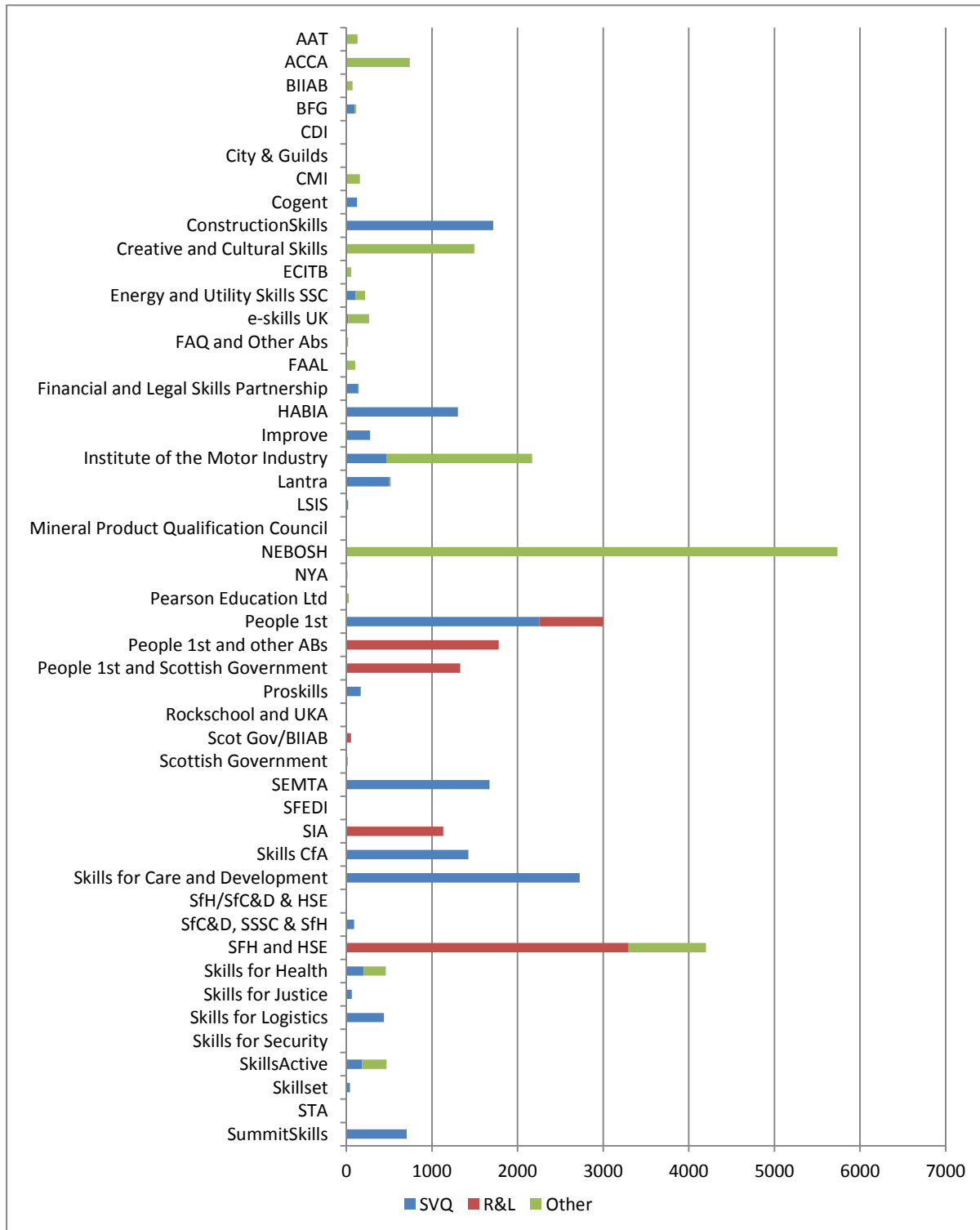
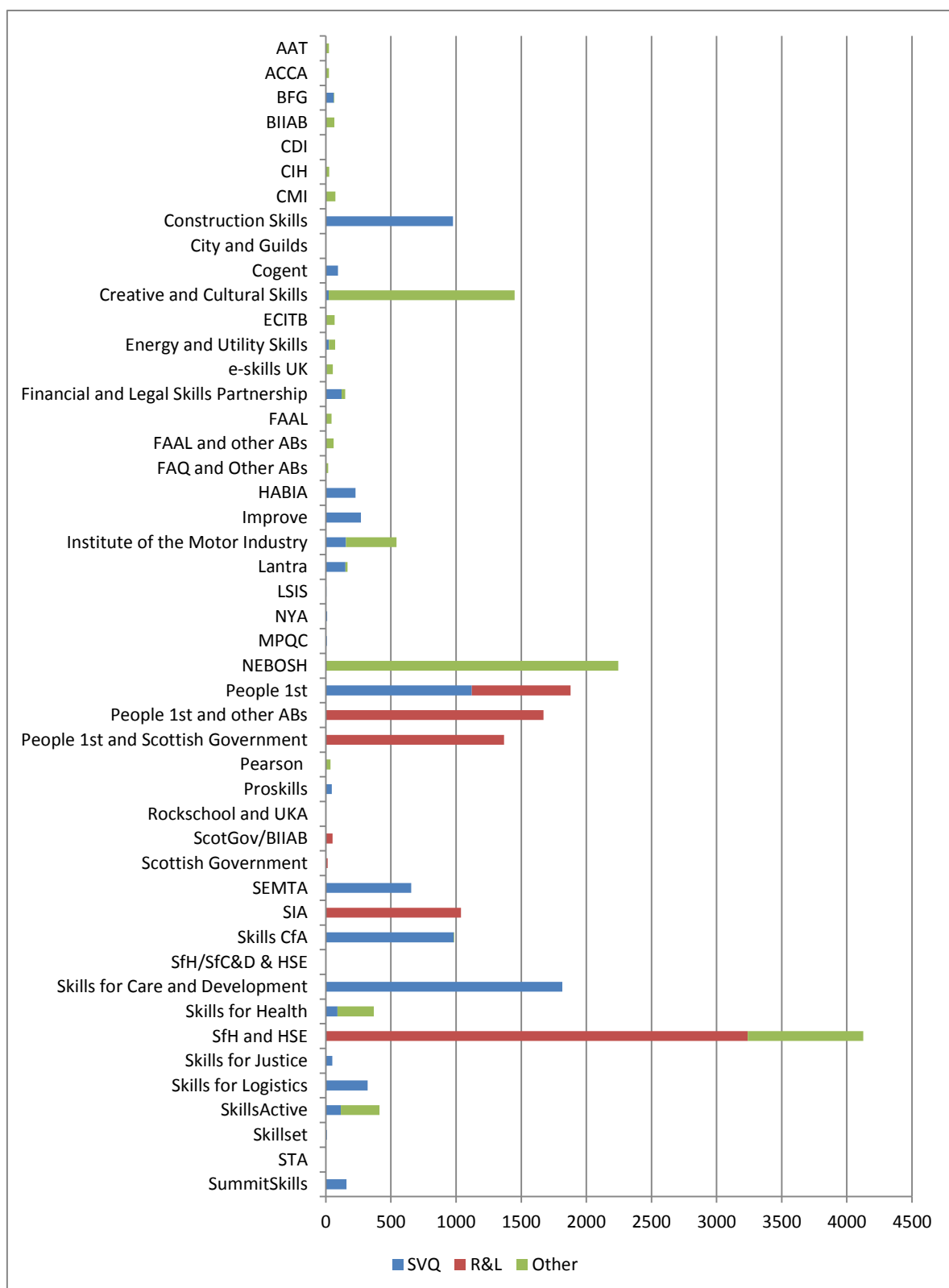


Figure 16 — Certification by qualification structure developer

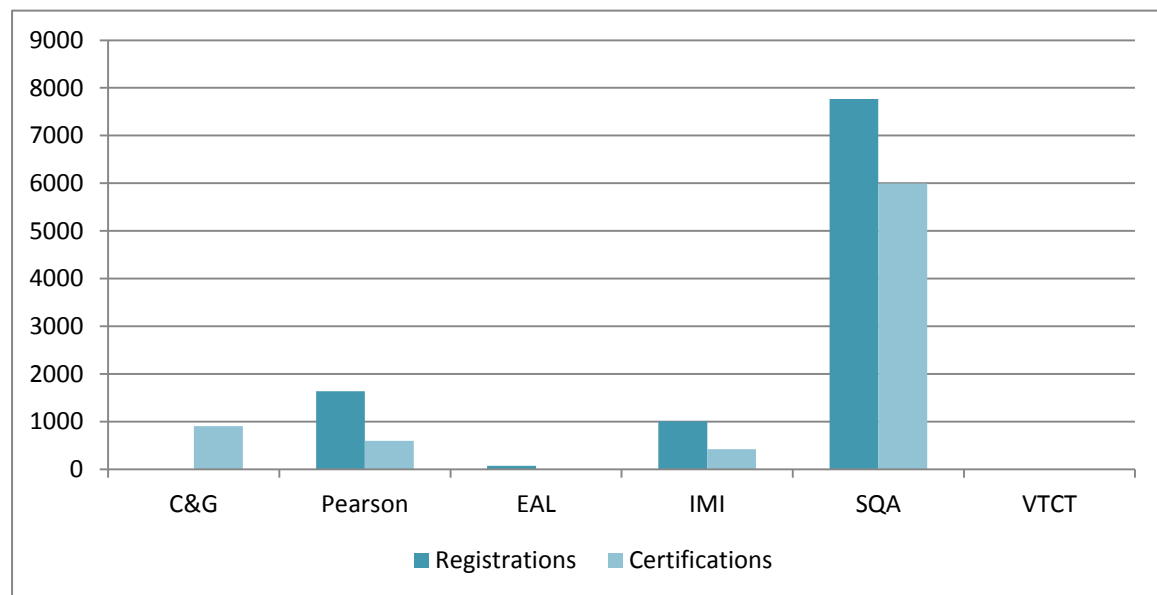


Workplace Core Skills

During the third quarter of 2014–15, 115 Workplace Core Skills were accredited. These range from SCQF level 3 to SCQF level 6.

There were 10,488 Workplace Core Skills registrations and 7,932 certifications in total. The awarding body with the most registrations and certifications was SQA, with 74% of registrations and 75% of certifications.

Figure 17 — Core Skills by awarding body



The Workplace Core Skill with the most registrations was Information and Communication Technology (SCQF level 4) with 1,481 registrations. The Core Skill with the most certifications was also Information and Communication Technology with 1,213 certifications.

Registrations and certifications for Workplace Core Skills continue to be highest at SCQF level 4 in all categories, as shown in Figures 18, 19, 20, 21 and 22.

Figure 18 — Communication Core Skill

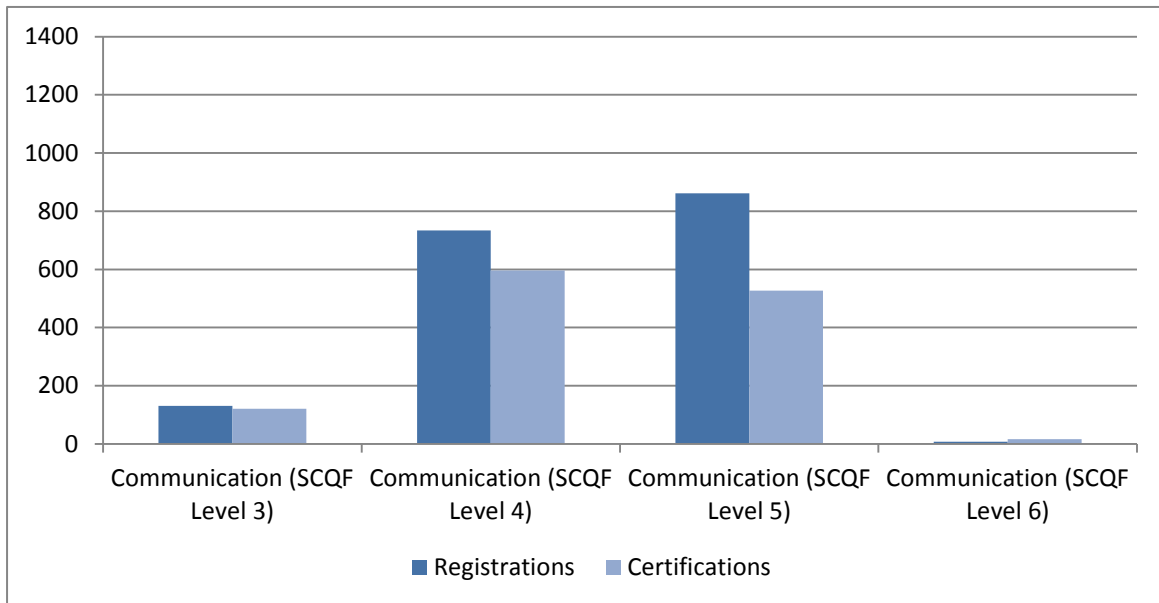
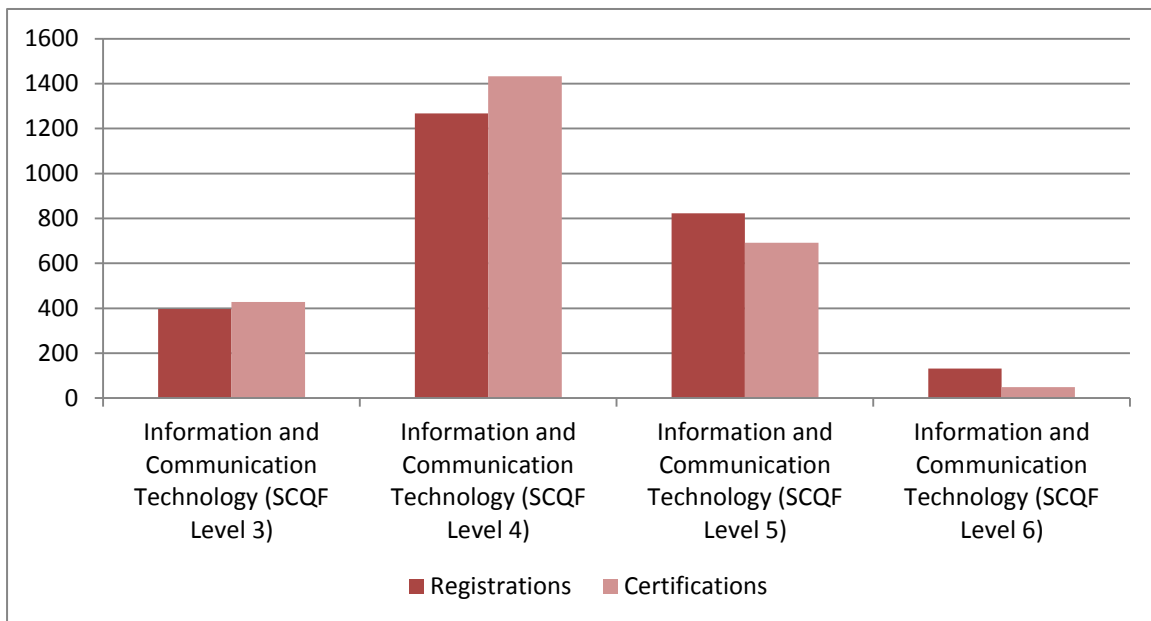


Figure 19 — Information and Communication Technology Core Skill



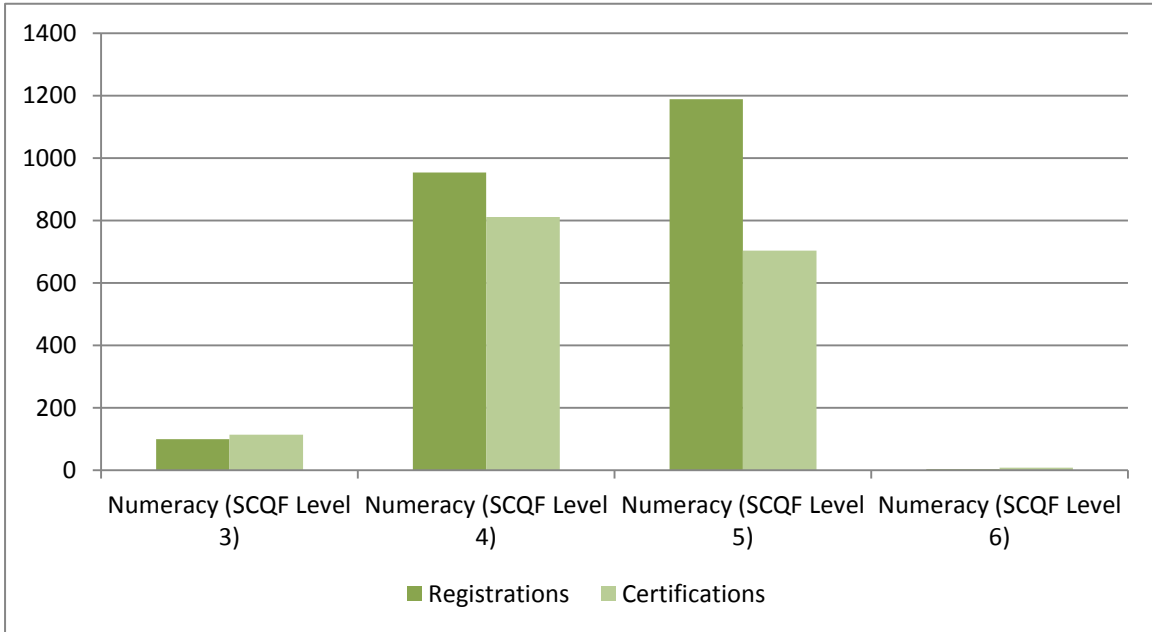


Figure 20 — Numeracy Core Skill

Figure 21 — Problem Solving Core Skill

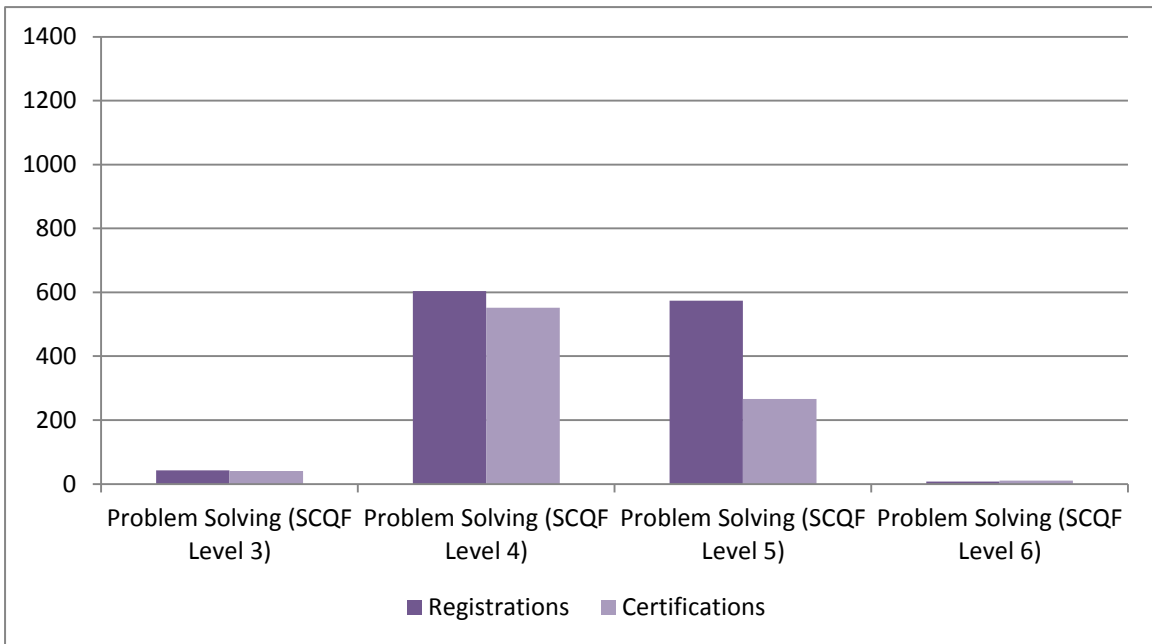
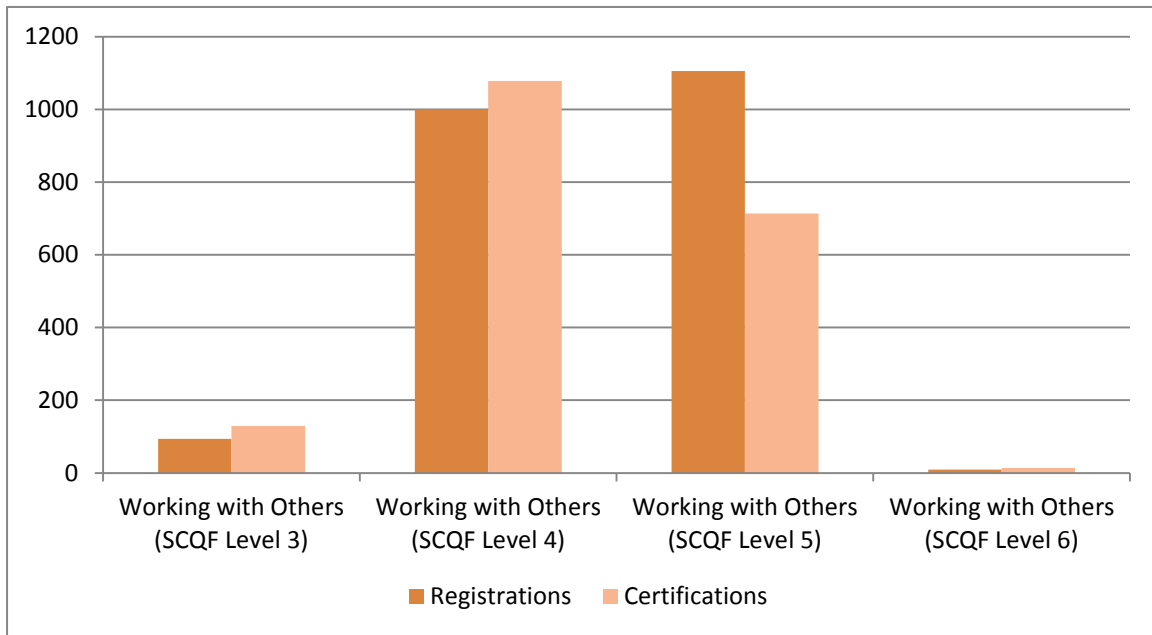


Figure 22 — Working with Others Core Skill



Glossary

Term	Description
Area of competence	There are 11 occupational areas of competence. These range from Tending Animals, Plants and Land, to Engineering, to Developing and Extending Knowledge and Skill. All SVQs are organised by the area of competence to which they belong.
Certifications	The process by which a centre requests a certificate for a candidate who has completed the full accredited qualification.
‘Other’ accredited qualification	All ‘Other’ accredited qualifications that are not SVQs or Regulatory and Licensing qualifications.
Registrations	The process by which a centre informs an awarding body that a candidate has commenced working towards an accredited qualification.
Regulatory and Licensing Qualification	Qualifications which are defined or required by industry regulators, such as the Security Industry Authority, and often underpin licence to practise schemes.
Scottish Vocational Qualification	Scottish Vocational Qualifications (SVQs) are qualifications which combine skills, knowledge and ability within a specific occupational area and are delivered in a workplace setting. The standards for SVQs are designed by the appropriate sector skills council (SSC).

Awarding bodies

Acronym	Awarding body
Not Applicable	1st4sport Qualifications
ASQ	Associated Sports Qualifications
AFS	Alcohol Focus Scotland
AAT	Association of Accounting Technicians
ACCA	Association of Chartered Certified Accountants
Not Applicable	BIIAB
CIH	Chartered Institute of Housing
CIPD	Chartered Institute of Personnel and Development
CMI	Chartered Management Institute
Not Applicable	City & Guilds of London Institute
ECITB	Engineering Construction Industry Training Board
EQL	Equestrian Qualifications GB Limited
EAL	Excellence, Achievement and Learning Limited
ESB	English Speaking Board
FAAL	First Aid Awards Limited
FAQ	Future (Awards & Qualifications) Ltd
GQA	GQA Qualifications Limited
HABC	Highfield Awarding Body for Compliance
IMI	IMI Awards Limited
IQ	Industry Qualifications Limited

Acronym	Awarding body
ILM	Institute of Leadership and Management
IRRV	Institute of Revenues Rating and Valuation
ITC	ITC First
ITEC	Education and Media Services Limited
Not Applicable	Lantra awards Limited
MPQC	Mineral Products Qualifications Council
NEBOSH	National Examination Board in Occupational Safety and Health
Not Applicable	PAA/VQ-SET
Not Applicable	PIABC
Not Applicable	Pearson Education Limited
Not Applicable	Rockschool Limited
RAD	Royal Academy of Dance
Not Applicable	Safe Cert Awards Limited
STA	Safety Training Awards Limited
Not Applicable	SFEDI Awards
Not Applicable	Skillsfirst Awards Ltd
Not Applicable	Scottish Bakers
SQA	Scottish Qualifications Authority
Not Applicable	The Prince's trust
VTCT	Vocational Training Charitable Trust
WCSM	Worshipful Company of Spectacle Makers