

Annual Statistics Report

Report on accredited qualifications

1 April 2022 – 31 March 2023

Publication date:

Publication code:

Chief Statistician contact: info.accreditation@sqa.org.uk.

Published by the Scottish Qualifications Authority

SQA Accreditation

The Optima Building, 58 Robertson Street, Glasgow, G2 8DQ

Lowden, 24 Wester Shawfair, Dalkeith, Midlothian EH22 1FD

<https://accreditation.sqa.org.uk>

The information in this publication may be reproduced in support of SQA qualifications. If it is reproduced, SQA should be clearly acknowledged as the source. If it is to be used for any other purpose, then written permission must be obtained from SQA. It must not be reproduced for trade or commercial purposes.

© SQA Accreditation 2022

Contents

Executive summary	1
Comparison to 2021–22	1
1 Introduction	2
2 Annual statistics	3
2.1 Currently accredited qualifications	3
2.2 Top 10 registrations and certifications	3
2.3 Analysis by qualification type	5
2.3.1 Scottish Vocational Qualifications (SVQ)	6
2.3.2 (Non-SVQs) qualifications	6
2.4 Analysis by SCQF level	6
2.5 Analysis by awarding body	8
2.6 Analysis by qualification category	9
2.6.1 Registrations by qualification category	9
2.6.2 Certifications by qualification category	10
2.7 Analysis by qualifications developer	11
2.8 Workplace Core Skills	12
Appendix 2: Awarding bodies	15

Executive summary

This report provides an overview of qualification activity for SQA Accreditation approved awarding bodies for the financial year 2022–23 (1 April 2022 – 31 March 2023). The data used to form this report is obtained directly from awarding bodies as part of their quarterly submission requirements. Therefore, the awarding bodies are responsible for ensuring the accuracy of the data supplied.

From Q1 2022–23 we will only report on two qualification type categories (SVQs and Non-SVQs), compared to the three that were used previously (SVQs, Other, and Regulation & Licensing).

This has been adapted and the following reports will be generated:

- 1 Quarterly Highlights Reports** — a summary of key figures from each quarter, produced at the end of each quarter and published on the SQA Accreditation website the following month.
- 2 Annual Statistics Reports** — a more detailed overview of key facts and figures, produced at the end of each financial year and published on the website in June.

139,265 registrations in 2022–23

110,098 certifications in 2022–23

1,084 different qualifications*

- ◆ 652 SVQs
- ◆ 432 Non-SVQs

*includes qualifications that have passed their lapse date

Comparison to 2021–22

Overall there is a 13.7% increase in registrations and a 15.8% increase in certifications, compared to 2021-22.

Qualification types:

- ◆ SVQs; there was a 1.9% increase in registrations and 5.8% increase in certifications.
- ◆ Non-SVQs; there was a 19.1% increase in registrations and 19.6% increase in certifications.

1 Introduction

SQA Accreditation is the national accrediting body for Scotland with a statutory remit under Scottish legislation to accredit and quality assure qualifications in Scotland. Although part of the Scottish Qualifications Authority, SQA Accreditation is distinct and autonomous to SQA's awarding function.

SQA Accreditation sets and specifies the requirements for accrediting qualifications to safeguard and support the needs of learners, parents, funding bodies, employers, providers and Scottish Government. We do this by promoting and maintaining public confidence in accredited qualifications and approved awarding bodies.

The information shown has been produced from information provided by approved awarding bodies. This data covers SQA accredited qualifications during the financial year 2022–23 (1 April 2022 to 31 March 2023) and focuses on those candidates who were:

- ◆ registered for an SQA accredited qualification
- ◆ certificated for an SQA accredited qualification

For upcoming data submissions, the following deadline dates apply and must be adhered to by all awarding bodies to ensure consistency and accuracy of data in future reports:

Quarter	Submission deadline
Quarter 1 (1 April – 30 June 2023)	14 July 2023
Quarter 2 (1 July – 30 September 2023)	16 October 2023
Quarter 3 (1 October – 31 December 2023)	15 January 2024
Quarter 4 (1 January – 31 March 2024)	15 April 2024

2 Annual statistics

This report covers all qualification types that SQA Accreditation accredits, categorised as follows:

- ◆ Scottish Vocational Qualifications (SVQs)
- ◆ All other qualifications (Non-SVQs) including competence-based qualifications

SQA Accreditation has a statutory remit to accredit SVQs and Regulatory and Licensing qualifications as well as accrediting 'Other' qualifications on a voluntary basis. Where these qualifications form part of the mandatory section of Modern Apprenticeship (MA) frameworks, they must be accredited by SQA Accreditation.


The statistics in this report are based on data submitted to us by our approved awarding bodies over the course of 2022–23. Awarding bodies are responsible for ensuring the accuracy of the data submitted.

2.1 Currently accredited qualifications

At the end of Q4 of 2022–23 there were 729 live accredited qualifications¹:

- ◆ 399 SVQs (54.7%)
- ◆ 330 Non-SVQs (45.3%)

¹ Note that this total does not include qualifications that are within their lapsing period.



The total number of accredited qualifications has decreased by 45 qualifications since the 2021–22 financial year.

2.2 Top 10 registrations and certifications

During 2022–23, the qualification with the highest number of registrations was the NEBOSH National General Certificate in Occupational Health and Safety. This qualification also had

the highest registration numbers in 2021–22. Table 1 shows the top 10 qualifications in terms of registration numbers across 2022–23.

Table 1: Top 10 performing qualifications in terms of registrations

Qualification title	No. of registrations	Qualification type
NEBOSH National General Certificate in Occupational Health and Safety	10,167	Non-SVQ
SafeCert SCQF Level 6 Award in Emergency First Aid at Work	4,827	Non-SVQ
Award in Emergency First Aid at Work at SCQF Level 6	4,733	Non-SVQ
SVQ in Social Services and Healthcare at SCQF Level 6	3,778	SVQ
Scottish Certificate for Personal Licence Holders at SCQF Level 6	3,436	Non-SVQ
Scottish Certificate for Personal Licence Holders at SCQF Level 6	3,422	Non-SVQ
SafeCert SCQF Level 6 Award in Emergency First Aid at Work	3,374	Non-SVQ
Award in First Aid for Mental Health at SCQF Level 5	3,317	Non-SVQ
SVQ in Social Services and Healthcare at SCQF Level 7	3,311	SVQ
SVQ in Social Services (Children and Young People) at SCQF Level 7	3,134	SVQ

The qualification with the highest number of certifications (demonstrated in Table 2) was the NEBOSH National General Certificate in Occupational Health and Safety. Table 2 shows the top 10 qualifications — based on the number of certifications — for 2022–23.

Table 2: Top 10 performing qualifications in terms of certifications

Qualification title	No. of certifications	Qualification type
NEBOSH National General Certificate in Occupational Health and Safety	6,604	Non-SVQ
SafeCert SCQF Level 6 Award in Emergency First Aid at Work	4,827	Non-SVQ
Award in Emergency First Aid at Work at SCQF Level 6	4,711	Non-SVQ
SafeCert SCQF Level 6 Award in Emergency First Aid at Work	3,374	Non-SVQ
Award in First Aid for Mental Health at SCQF Level 5	3,303	Non-SVQ
Scottish Certificate for Personal Licence Holders at SCQF Level 6	3,237	Non-SVQ

Qualification title	No. of certifications	Qualification type
SVQ in Social Services and Healthcare at SCQF Level 6	2,866	SVQ
Scottish Certificate for Personal Licence Holders at SCQF Level 6	2,845	Non-SVQ
Award in Emergency First Aid at Work at SCQF Level 6	2,732	Non-SVQ
SVQ in Social Services and Healthcare at SCQF Level 7	2,604	SVQ

2.3 Analysis by qualification type

SQA Accreditation has collected qualification data from approved awarding bodies for numerous years and as a result is able to identify trends and present several years of data. The data that is gathered informs analysis across a variety of sectors and all types of accredited qualifications without limiting statistics to SVQs. This should give a complete picture of the landscape for accredited qualifications. Number of registrations and certifications from financial year 2022-23.

2.3.1 Scottish Vocational Qualifications (SVQ)

38,945 registrations and 28,061 certifications	Offered by 16 awarding bodies
Representing 28.0% of all registrations	652 different SVQs
Representing 25.5% of all certifications	SVQ in Social Services and Healthcare at SCQF Level 6 was the most popular: 3,778 registrations

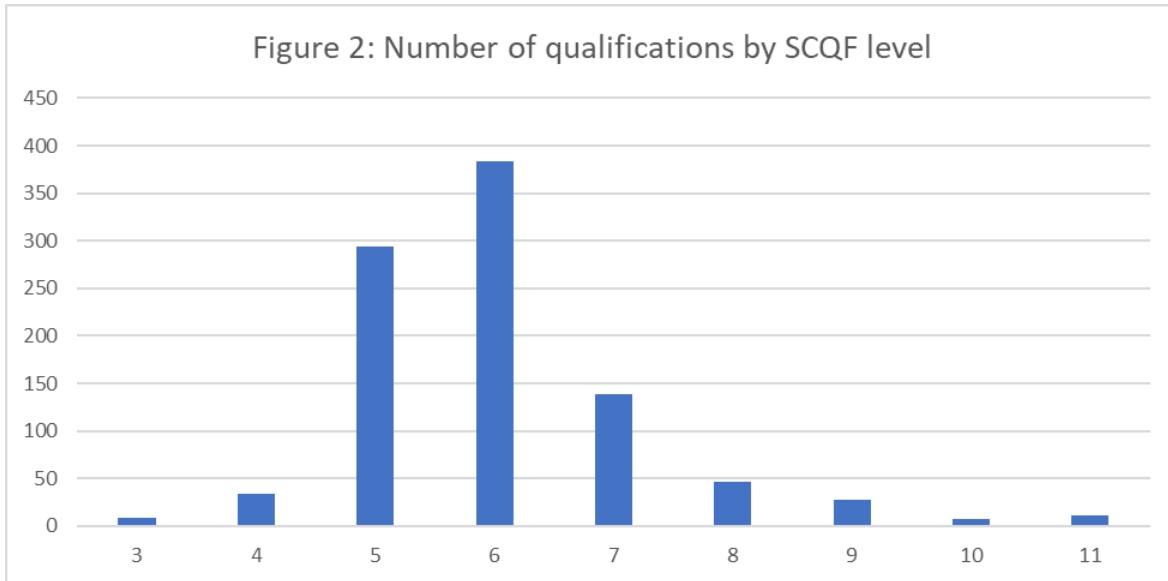
2.3.2 (Non-SVQs) qualifications

100,320 registrations and 82,037 certifications	Offered by 29 awarding bodies
Representing 72.0% of all registrations	432 different qualifications
Representing 74.5% of all certifications	NEBOSH National General Certificate in Occupational Health and Safety was the most popular: 10,167 registrations

2.4 Analysis by SCQF level

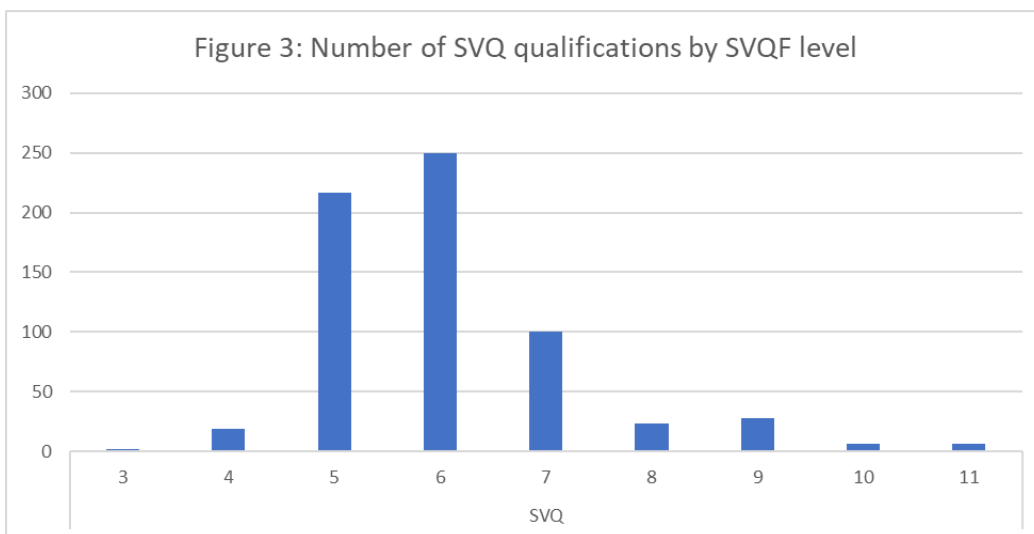
The Scottish Credit and Qualifications Framework (SCQF) is the national qualifications framework for Scotland. The framework uses two measures — the level of a qualification and the number of credit points awarded — to allow comparison of the various qualifications. The level of the qualification indicates the level of difficulty and the number of credit points is indicative of the length of time it takes to complete a particular qualification.

The framework has 12 levels — ranging from National Qualifications through to Doctoral Degrees and Professional Apprenticeships. SQA Accreditation’s qualification provision covers SCQF level 3 to level 11, with the largest proportion of credit rated qualifications sitting at SCQF levels 5–6. This is demonstrated in Figure 2.



*Not all 1,084 qualifications have been credit rated.

Looking at SVQs, the majority of these qualifications also sit at SCQF levels 5 and 6 — which is expected as these would mainly have been at SVQ Levels 2 and 3 using the original titling convention of SVQ Level 2 and 3.



Many more SVQs are available at levels 5 and 6, as shown in Figure 3.

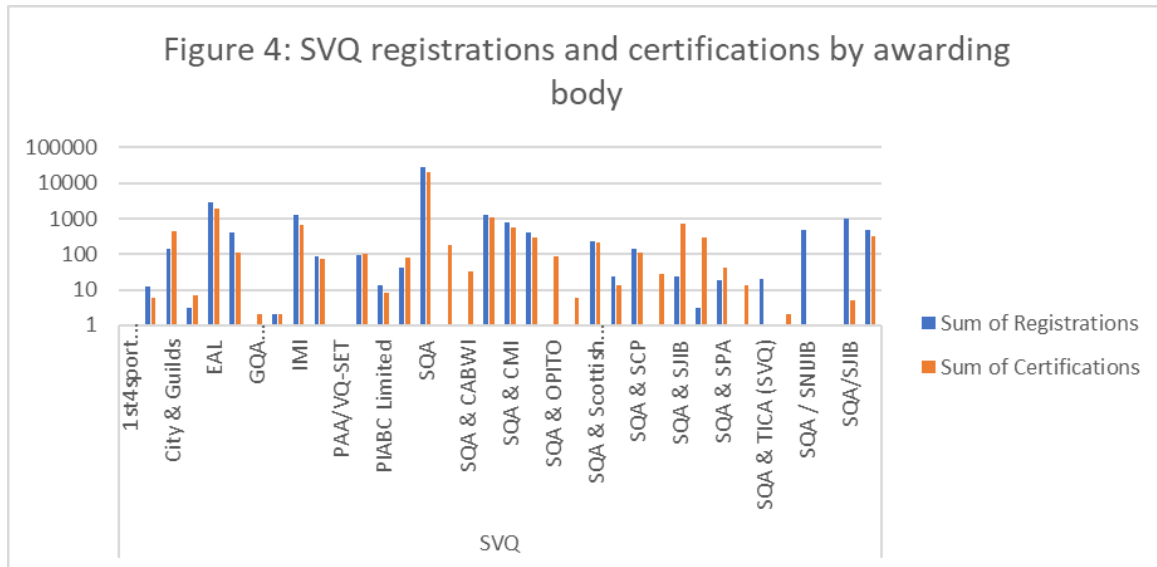
The higher numbers of qualifications at these levels are due to SVQs at SCQF levels 5, 6 and 7 forming part of a considerable number of Modern Apprenticeship (MA) frameworks.

- ◆ 79.7% of SCQF level 5 SVQs are present in MA frameworks
- ◆ 78.3% of SCQF level 6 SVQs
- ◆ and 86% of SCQF level 7 SVQs

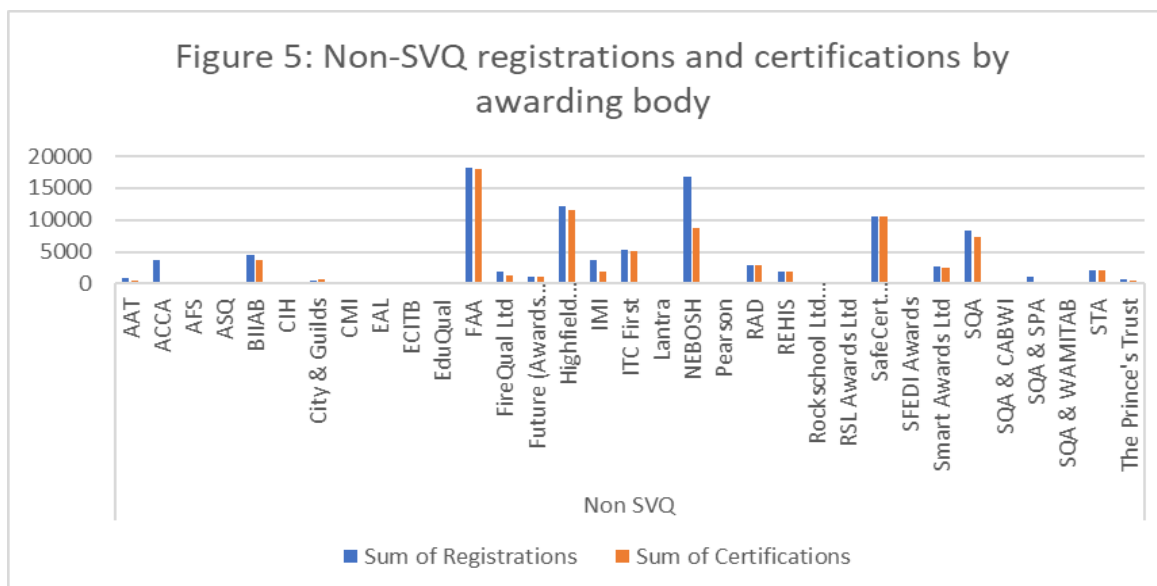
2.5 Analysis by awarding body

Awarding bodies tend to focus on specific qualification types, with exceptions such as SQA, City & Guilds, and Pearson offering accredited qualifications across all types. Please note that scales in the graphs below have been adjusted to make them easier to interpret.

During 2022–23 the awarding body with the highest number of SVQ registrations overall was SQA (Figure 4), with 29,113 registrations (74.8% of all SVQ registrations). SQA awarding body also reported the highest number of SVQ certifications overall, with 20,611 certifications (73.5% of all SVQ certifications).



First Aid Awards Limited (FAA) was the awarding body with the most registrations and certifications for Non-SVQ qualifications (Figure 5) with 18,179 registrations (18.1% of all Non-SVQ registrations) and 18,090 certifications (22.1% of Non-SVQ certifications).



The following awarding body indicated that it had no registrations or certifications in 2022–23 for any of its accredited qualifications: RSL Awards Ltd.

Qualifications and awarding bodies with zero uptake are monitored regularly, and where there is no activity for a two-year period, the Accreditation and/or Regulation manager will discuss the reasons for this with the awarding body (as described in SQA Accreditation's [Zero Uptake](#) policy).

2.6 Analysis by qualification category


At the point of accreditation, each qualification is assigned to one of the following 16 qualification categories:

- 001 Land-based and Aquaculture
- 002 Business administration
- 003 Health care, Social Care and Childcare
- 004 Protective Services
- 005 Catering, Hospitality and Tourism
- 006 Construction
- 007 Creative and Design
- 008 IT and Digital
- 009 Education and Training
- 010 Engineering and Manufacturing
- 011 Hair and Beauty
- 012 Science and Mathematics
- 013 Retail
- 014 Legal and Financial
- 015 Sports and Active Leisure
- 016 Transport and Logistics

These classifications are combined with registration and certification data submitted by awarding bodies to produce the statistics below. Please note the scale in the graphs below has been altered so they can be more easily interpreted.

2.6.1 Registrations by qualification category

Figure 6 provides an overview of registrations for qualification category, further broken down by qualification type.



The qualification category with the highest number of SVQ registrations was 003 Health Care, Social Care and Childcare:


- ◆ 12,961 registrations, representing 33.3% of SVQ registrations during 2022–23

The qualification category with the highest number of ‘Other’ registrations was 003 Health Care, Social Care and Childcare:

- ◆ 49,115 registrations, representing 49.0% of Non-SVQ registrations during 2022–23

2.6.2 Certifications by qualification category

Figure 7 shows the number of certifications by qualification category for each qualification type.



The qualification category that had the highest number of SVQ certifications was 003 Health, Social Care and Childcare:

- ◆ 9,811 certifications, representing 35.0% of SVQ certifications in 2022–23

The qualification category that had the highest number of certifications for ‘Other’ qualifications was also 003 Health, Social Care and Childcare:

- ◆ 44,979 certifications, representing 54.8% of Non-SVQs certifications in 2022–23

2.7 Analysis by qualifications developer

A breakdown of registrations and certifications by qualification developer is presented in Figures 8 and 9.

Figure 8 demonstrates that SVQs are favoured across a wide range of developers, compared to Non-SVQ qualifications. SVQs span a variety of sectors, including health and social care, transport, construction and business services. Skills for Care and Development accounts for 30.7% of all SVQ registrations and 32.3% of all certifications.

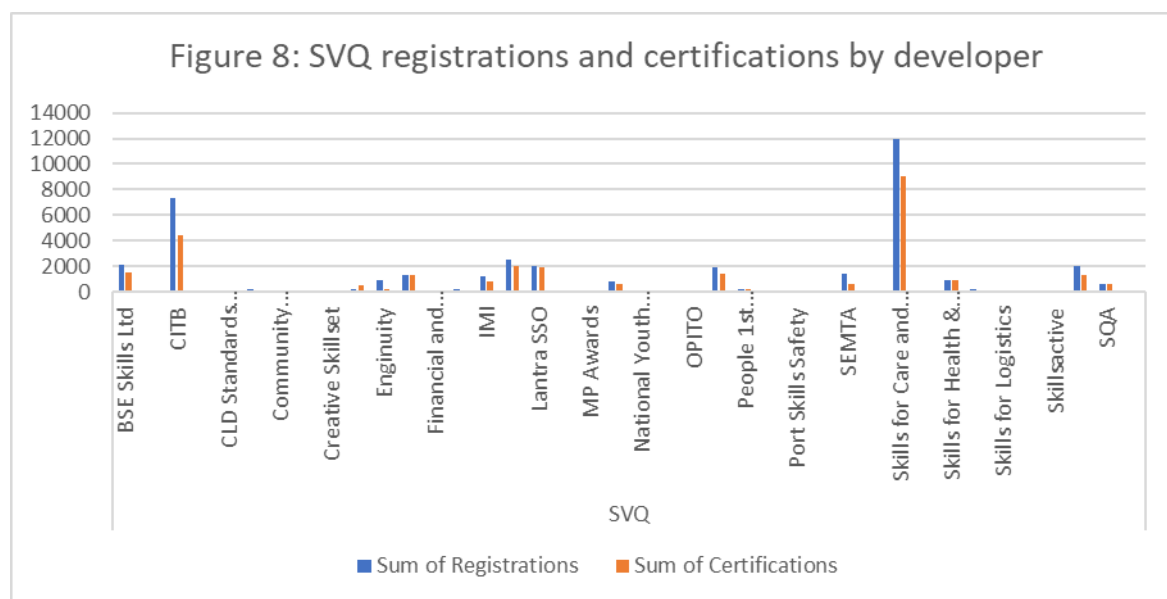
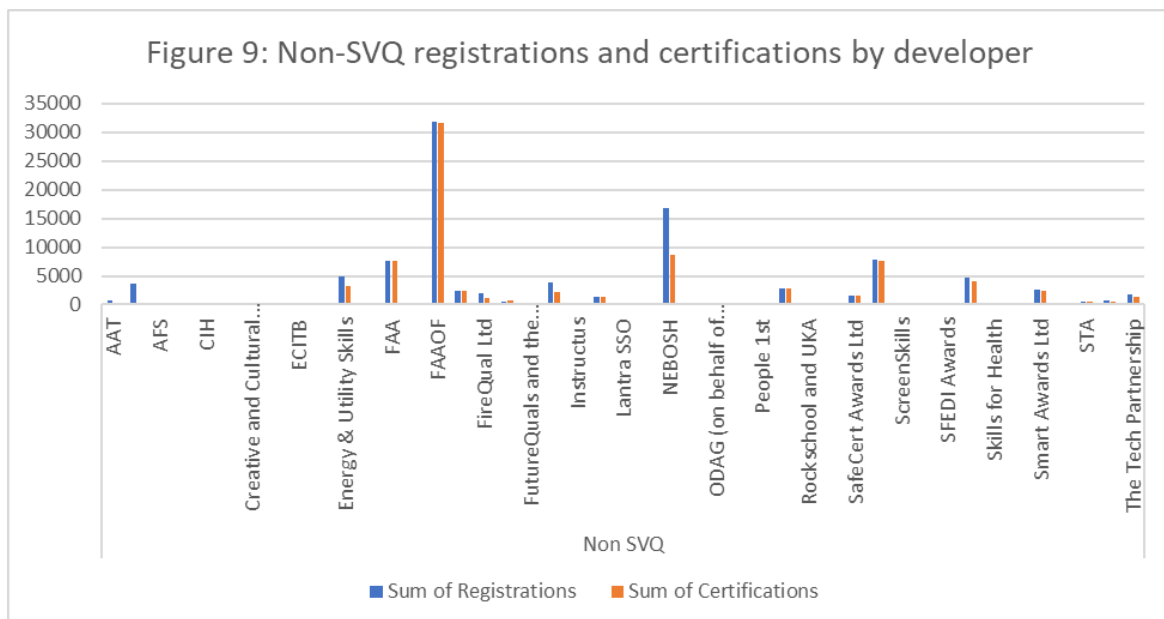


Figure 9 shows that, while a wide range of qualification developers have created Non-SVQ qualifications across different industries, the majority of registrations can be attributed to a small number of developers, and hence a small number of sectors. The largest uptake figures are recorded in the first aid and occupational safety and health sectors.



- ◆ 31.7% of registrations and 38.5% of certifications are in qualifications developed by the First Aid Awarding Organisation Forum (FAAOF).
- ◆ 16.7% of registrations and 10.5% of certifications are in qualifications developed by NEBOSH.

2.8 Workplace Core Skills

Workplace Core Skills are the broad, transferable skills that help to develop the main capabilities people need to be full, active and responsible members of society. Workplace Core Skills were specifically developed to assess core skills in a work environment. They contribute to employability and are a component of Modern Apprenticeships in Scotland. Each Workplace Core Skill is available at SCQF levels 3 to 6.

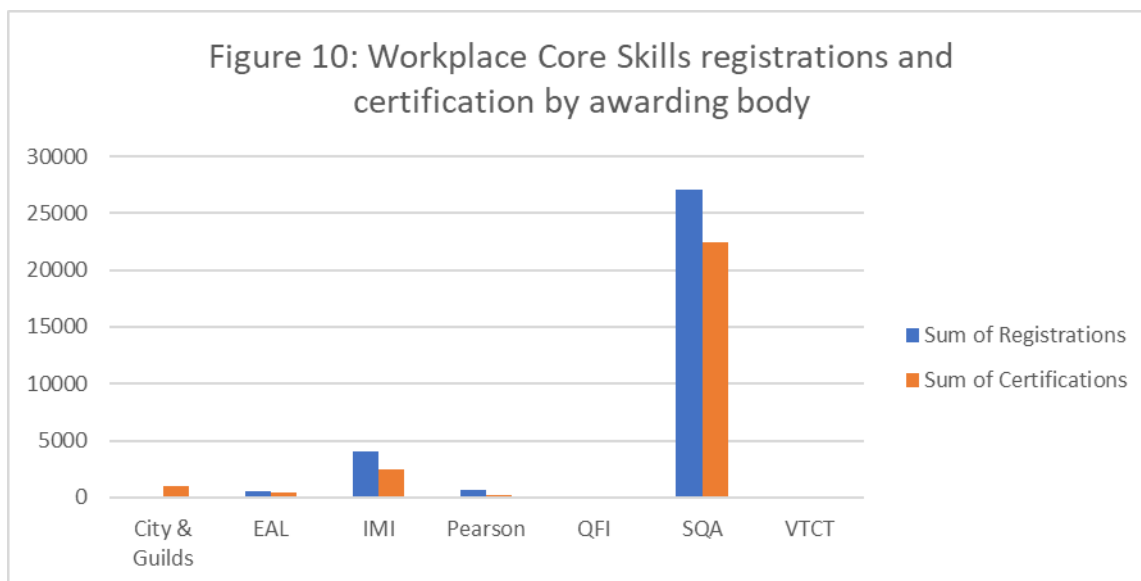
The five Workplace Core Skills are:

- ◆ Communication
- ◆ Information and Communication Technology
- ◆ Numeracy
- ◆ Problem Solving
- ◆ Working with Others

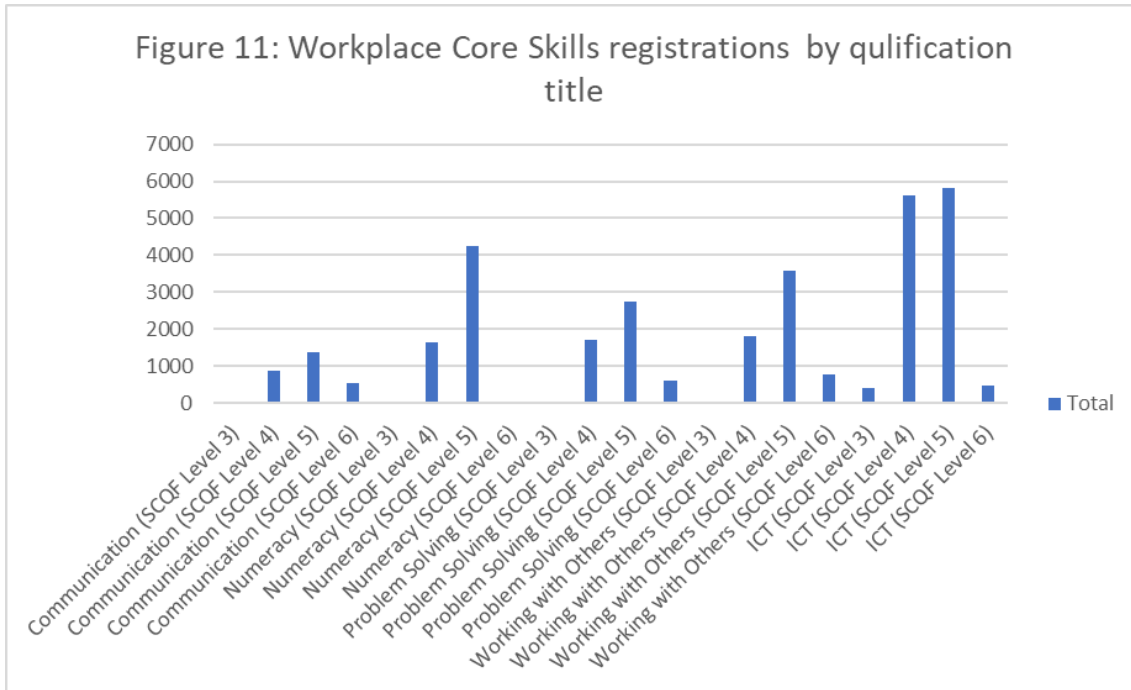
At the end of 2022–23:

32,458 total registrations	Offered by 7 awarding bodies
26,610 total certifications	125 accredited Workplace Core Skills
SQA's Information and Communication Technology at SCQF Level 4 had the most registrations: 5,386 registrations	SQA's Information and Communication Technology at SCQF Level 5 had the most certifications: 4,118 certifications


The awarding body with the most registrations and certifications was SQA, with 83.4% of registrations and 84.3% of certifications. Figure 10 shows the number of registrations and certifications by awarding body.



Figures 11 and 12 show the number of registrations and certifications of each Workplace Core Skill at SCQF levels 3–6:



The number of registrations and certifications of qualifications and Workplace Core Skills is continually monitored via SQA Accreditation’s Quarterly Statistics Reports. These reports are published in the [Research and Statistics](#) section of our SQA Accreditation website.



Appendix: Awarding bodies

SQA Accreditation approved awarding bodies.

Abbreviation (if used)	Awarding body
ASQ	Associated Sports Qualifications
AFS	Alcohol Focus Scotland
AAT	Association of Accounting Technicians
ACCA	Association of Chartered Certified Accountants
BIIAB	BIIAB Qualifications Limited
CIH	Chartered Institute of Housing
CMI	Chartered Management Institute
N/A	City & Guilds of London Institute
N/A	EduQual
ECITB	Engineering Construction Industry Training Board
BHSQ	British Horse Society Qualifications
EAL	Excellence, Achievement and Learning Limited
FAA	First Aid Awards Limited
N/A	FireQual
FAQ	Future (Awards & Qualifications) Limited
GQA	GQA Qualifications Limited
N/A	Highfield Qualifications
IMI	IMI Awards Limited
ITC	ITC First
N/A	Lantra Awards Limited
MPQC	Mineral Products Qualifications Council
NEBOSH	National Examination Board in Occupational Safety and Health
N/A	PIABC
N/A	Pearson Education Limited
N/A	The Prince's Trust
QFI	Qualifications for Industry
RAD	Royal Academy of Dance
N/A	RSL
N/A	SafeCert Awards Limited
STA	Safety Training Awards Limited

Abbreviation (if used) Awarding body

N/A	SFEDI Awards
SQA	Scottish Qualifications Authority
N/A	Smart Awards
VTCT	Vocational Training Charitable Trust