

Quarterly Statistics Report

Highlights for Quarter 2 2023–24:

1 July – 30 September 2023

Publication date: November 2023

Publication code:

Published by the Scottish Qualifications Authority (SQA) Accreditation

The Optima Building, 58 Robertson Street, Glasgow, G2 8DQ Lowden, 24 Wester Shawfair,
Dalkeith, Midlothian EH22 1FD

<https://accreditation.sqa.org.uk>

The information in this publication may be reproduced in support of SQA qualifications. If it is reproduced, SQA should be clearly acknowledged as the source. If it is to be used for any other purpose, then written permission must be obtained from SQA. It must not be reproduced for trade or commercial purposes.

© Scottish Qualifications Authority 2023

Contents

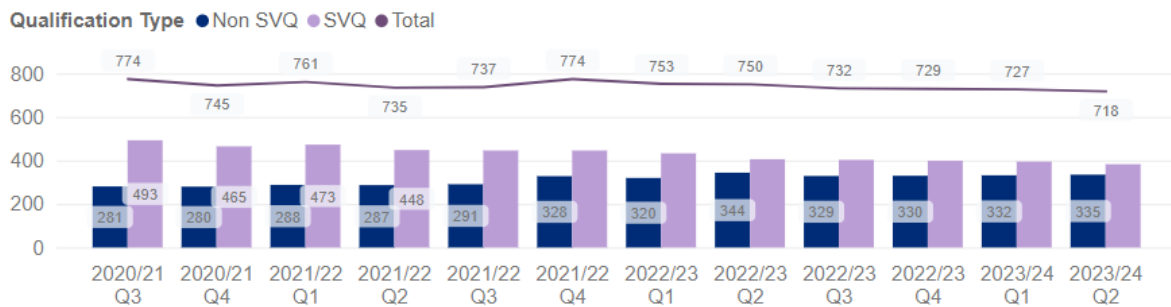
| | |
|--|-----------|
| Summary | 1 |
| Data submissions | 1 |
| 1 Introduction | 3 |
| Methodology | 3 |
| 2 Accredited qualifications | 5 |
| 2.1 Total candidate registrations and certifications | 6 |
| 2.1.1 Registrations | 6 |
| 2.1.2 Certifications | 6 |
| 2.2 Top 10 qualifications | 6 |
| 2.3 Registrations and certifications by qualification type | 7 |
| 2.3.1 SVQs | 8 |
| 2.3.2 Non-SVQs | 8 |
| 2.4 Analysis by awarding body | 9 |
| 2.4.1 SVQs | 9 |
| 2.4.2 Non-SVQs | 10 |
| 2.5 Analysis by developer | 10 |
| 2.5.1 SVQs | 11 |
| 2.5.2 Non-SVQ | 11 |
| 2.6 Analysis by qualification categories | 12 |
| 3 Workplace Core Skills | 13 |

Summary

This report provides statistical information on SQA Accreditation approved qualifications for the second quarter (Q2) of 2023–24 (1 July – 30 September 2023). This data is submitted by awarding bodies, who are responsible for quality assuring their data submissions.

Since Q1 2022–23 we have only reported on two qualification type categories (SVQs and Non-SVQs), compared to the three that were used previously (SVQs, Other, and Regulation & Licensing).

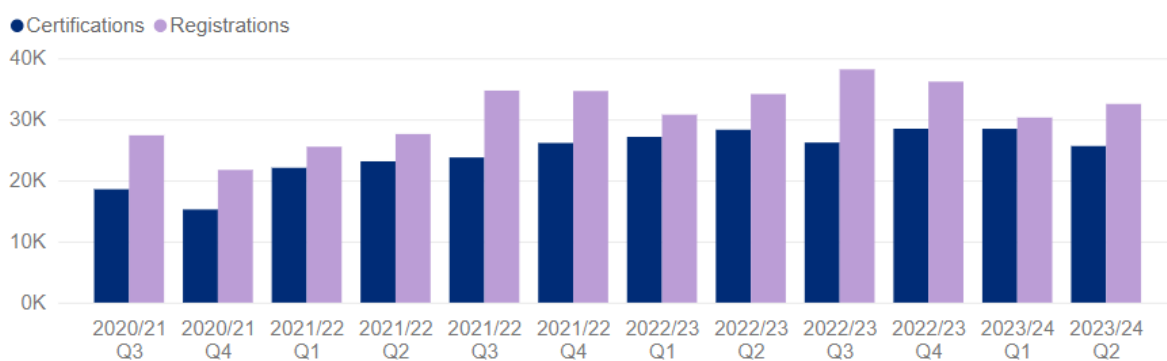
Figure # 1: Number of Qualifications over time.



At the end of this period there were 718 accredited qualifications: 383 Scottish Vocational Qualifications (SVQs), and 335 Non-SVQs. In Q2 2022–23 there were 750 accredited qualifications, compared to 735 in Q2 of 2021–22.

Data submissions

Figure # 2: Number of registrations and certifications over time.



There were a total of **32,527*** registrations (7.37% increase from Q1 2023–24) and **25,630*** certifications (9.92% decrease compared to Q1 2023–24) in Q2. (These totals do not include Workplace Core Skills.)

SVQs

Of these totals, 10,279 (31.6%) were SVQ registrations and 7,682 (29.9%) were SVQ certifications. SQA was the awarding body that had the highest percentage of SVQ registrations (80.8%) and certifications (88.5%). The developer Skills for Care and Development accounts for the largest proportion of SVQ registrations and certifications — 38.1% and 29.9%, respectively.

Non-SVQ qualifications

There were 23,745 registrations and 20,875 certifications, a decrease of 12.4% and 5.3% respectively compared to Q4. First Aid Awards Ltd (FAAL) awarding body accounted for 18.7% of registrations and 21.2% of certifications. The developer with the most registrations and certifications is First Aid Awarding Organisation Forum (FAAOF) with 29.5% and 33.8% respectively.

Qualification category

The area with the highest number of registrations and certifications is 003 Health Care, Social Care and Childcare, as it was in Q4.

Workplace Core Skills

There were a total of 7,459 registrations (a decrease of 13.27% compared to Q4) and 6,314 certifications (a decrease of 4.23% compared to Q4).

1 Introduction

SQA Accreditation is the national accrediting body for Scotland with a statutory remit under the Education (Scotland) Act 1996 to accredit and quality assure qualifications in Scotland. Although part of the Scottish Qualifications Authority, SQA Accreditation is distinct and autonomous from SQA's awarding function.

SQA Accreditation sets and specifies the requirements for accrediting qualifications to safeguard and support the interests of learners, parents, funding bodies, employers, providers and Scottish Government. We do this to promote and maintain public confidence in accredited qualifications and approved awarding bodies.

Methodology

This report summarises the qualification data that has been provided to us by approved awarding bodies, referred to as 'data submissions'. Awarding bodies use a [data submission template](#)¹ so all submissions are standardised. Registration and certification data is provided directly to SQA Accreditation (further information on the methodology can be found in our [Methodology](#)² document).

The information in this report covers SQA accredited qualifications during the second quarter (Q2) of 2023–24 (1 July – 30 September 2023) and shows the number of candidates who were:

- ◆ registered for an SQA accredited qualification
- ◆ certificated for an SQA accredited qualification

The data has been analysed in relation to:

- ◆ qualification type
- ◆ awarding body
- ◆ developer
- ◆ qualification category (classification)
- ◆ Workplace Core Skills

This document is published alongside the raw data received from the awarding bodies. If there are any figures below 10, these are removed to protect confidentiality and are represented by an asterisk (*). The numbers given do not necessarily represent the number of learners, as a learner could register for several qualifications and could have achieved several certifications. The statistical information in this report is only collated by SQA Accreditation.

1 [SQA Accreditation - Data Collection Requirements And Guidance](#)

2 [Methodology.pdf \(sqa.org.uk\)](#)

For upcoming data submissions, the following deadline dates apply and must be adhered to by all awarding bodies to ensure consistency and accuracy of data in future reports. The [guidance](#) document can be used to clarify how data must be submitted:

Table 1: Data submission deadlines for awarding bodies

| Quarter | Submission deadline |
|--|----------------------------|
| Quarter 3 (1 October – 31 December 2023) | 17 January 2024 |
| Quarter 4 (1 January – 31 March 2023) | 15 April 2024 |
| Quarter 1 (1 April – 30 June 2024) | 15 July 2024 |
| Quarter 2 (1 July– 30 September 2024) | 16 October 2024 |

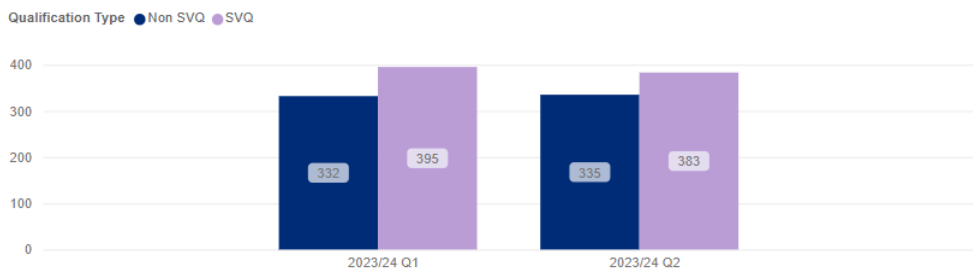
2 Accredited qualifications

At the end of Q2 of 2023–24 there were 718 live accredited qualifications*.

- ◆ 383 SVQs (53.3%)
- ◆ 335 Non-SVQs (46.7%)

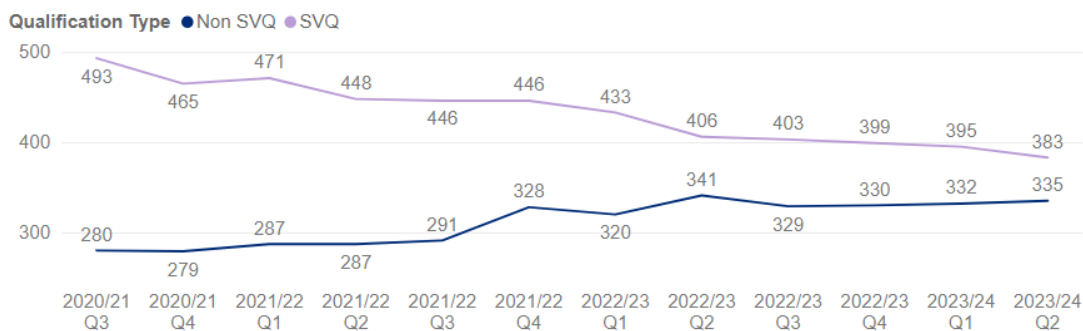
*Note that this total does not include qualifications that are within their lapsing period.

Figure # 3: Number of Qualifications compared to the previous quarter.



Compared to Q1 2023–24, the total number of accredited qualifications has decreased by 9. In Q2 2022–23 there were 727 accredited qualifications, compared to 729 in Q4 of 2022–23.

Figure # 4: Number of accredited qualifications in the past 3 years.



The number of qualifications has remained steady overall. The number of SVQs has decreased by 110 in the last three years, while non-SVQs have increased by 55.

2.1 Total candidate registrations and certifications

2.1.1 Registrations

32,527 candidates were registered for SQA accredited qualifications in Q2.

This is an 7.37% decrease compared to Q1 2023–24.

2.1.2 Certifications

25,630 certificates were awarded for SQA accredited qualifications in Q2.

This is an 9.92% decrease compared to Q1 2023–24.

2.2 Top 10 qualifications

Table 2: Top 10 performing qualifications in terms of registrations

| Qualification title | Registrations |
|---|---------------|
| Scottish Certificate for Personal Licence Holders at SCQF Level 6 | 2,312 |
| NEBOSH National General Certificate in Occupational Health and Safety | 2,185 |
| Award in Emergency First Aid at Work at SCQF Level 6 | 2,134 |
| Safe Cert SCQF Level 6 Award in Emergency First Aid at Work | 1,988 |
| SVQ in Social Services and Healthcare at SCQF Level 6 | 885 |
| SVQ in Social Services (Children and Young People) at SCQF Level 7 | 803 |
| Award for Leading First Aid for Mental Health at SCQF Level 6 | 801 |
| SVQ in Social Services and Healthcare at SCQF Level 7 | 783 |
| SVQ in Social Services and Healthcare at SCQF Level 7 | 716 |
| Highfield Award in Emergency First Aid at Work at SCQF Level 6 | 666 |

The Scottish Certificate for Personal Licence Holders at SCQF Level 6 had the highest number of registrations in Q2 of 2023–24. Compared to figures from Q1:

- ◆ Registrations for this qualification are 8.09% higher.

Table 3: Top 10 performing qualifications in terms of certifications

| Qualification title | Certifications |
|---|-----------------------|
| Scottish Certificate for Personal Licence Holders at SCQF Level 6 | 2,170 |
| Award in Emergency First Aid at Work at SCQF Level 6 | 2,077 |
| Safe Cert SCQF Level 6 Award in Emergency First Aid at Work | 1,988 |
| NEBOSH National General Certificate in Occupational Health and Safety | 1,785 |
| Award in First Aid for Mental Health at SCQF Level 5 | 800 |
| SVQ in Social Services and Healthcare at SCQF Level 6 | 772 |
| SVQ in Social Services (Children and Young People) at SCQF Level 7 | 688 |
| Highfield Award in Emergency First Aid at Work at SCQF Level 6 | 664 |
| SVQ in Social Services and Healthcare at SCQF Level 7 | 536 |
| Award in Leading First Aid for Mental Health at SCQF Level 6 | 518 |

The Scottish Certificate for Personal Licence Holders at SCQF Level 6 had the highest number of certifications in Q2 of 2023–24. Compared to figures from Q1 of 2023–24:

- ◆ Certifications for this qualification are 8.72% higher.

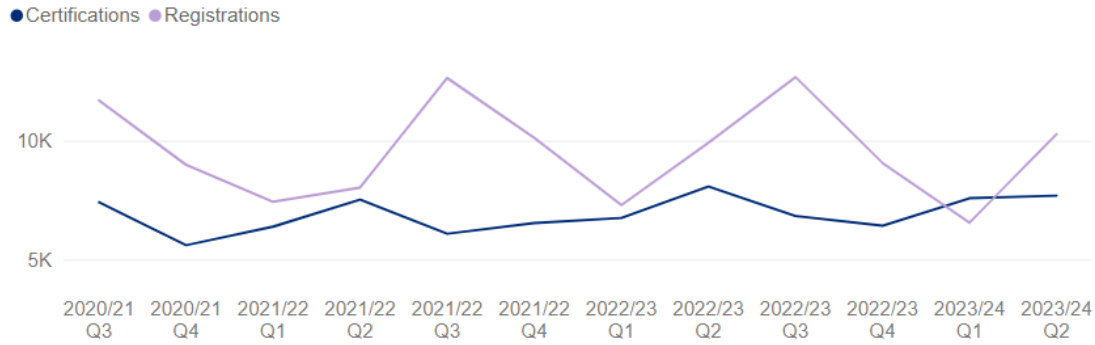
2.3 Registrations and certifications by qualification type

The following figures detail the number of registrations and certifications over a three-year period, broken down by qualification type. As there are peaks and troughs throughout the year for SVQs, it is more appropriate to compare the number of registrations and certifications to the equivalent quarter from the previous year than to the preceding quarter. The quarter with the highest number of registrations over the last three years is Q3, Q1 has the lowest number of registrations.

2.3.1 SVQs

- ◆ 10,279 registrations
- ◆ 7,682 certifications

Figure # 5: SVQ Registrations and Certifications over 3 years.

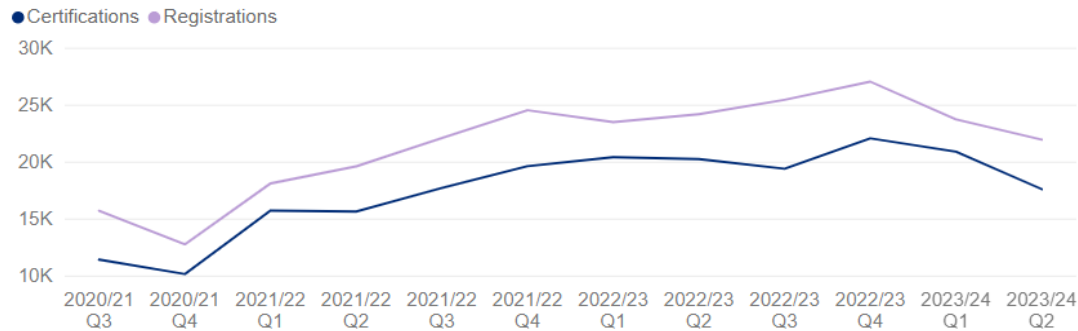


- ◆ Compared to Q2 of 2022–23, the number of SVQ registrations has increased by 3.69%.
- ◆ Compared to Q2 of 2022–23, the number of SVQ certifications has increased by 13.93%.

2.3.2 Non-SVQs

- ◆ 21,938 registrations
- ◆ 17,588 certifications

Figure # 6: Non-SVQ Registrations and Certifications over 3 years.



In comparison to Q2 of 2022–23:

- ◆ Non-SVQ registrations are 9.21% lower in Q2 2023-24.
- ◆ Non-SVQ certifications are 13.05% lower in Q2 2023-24.

2.4 Analysis by awarding body

At the end of the second quarter there were 35 awarding bodies approved by SQA Accreditation. The number of qualifications offered by each awarding body varies greatly. The five largest awarding bodies, in terms of qualifications offered, are:

Table 4: Number of accredited qualifications by awarding body

| Awarding body | Number of accredited qualifications* |
|---|--------------------------------------|
| Scottish Qualifications Authority (SQA) | 352 |
| Institute of the Motor Industry (IMI) | 55 |
| RSL Awards Ltd (RSL) | 48 |
| City & Guilds | 41 |
| National Examination Board in Occupational Safety and Health (NEBOSH) | 38 |

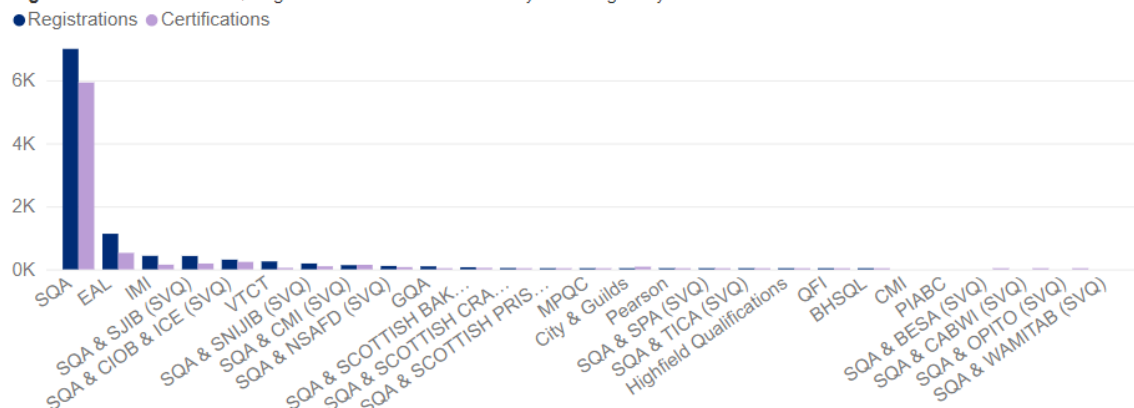
*Including qualifications that have passed their lapse dates.

2.4.1 SVQs

SQA continues to have the highest number of SVQ registrations and certifications:

- ◆ 68.1% of SVQ registrations
- ◆ 77.22% of SVQ certifications

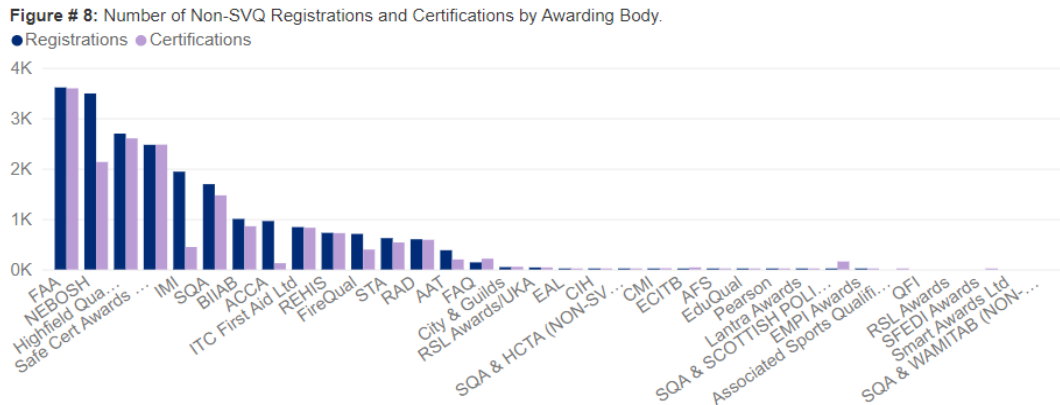
Figure # 7: Number of SVQ Registrations and Certifications by Awarding Body.



2.4.2 Non-SVQs

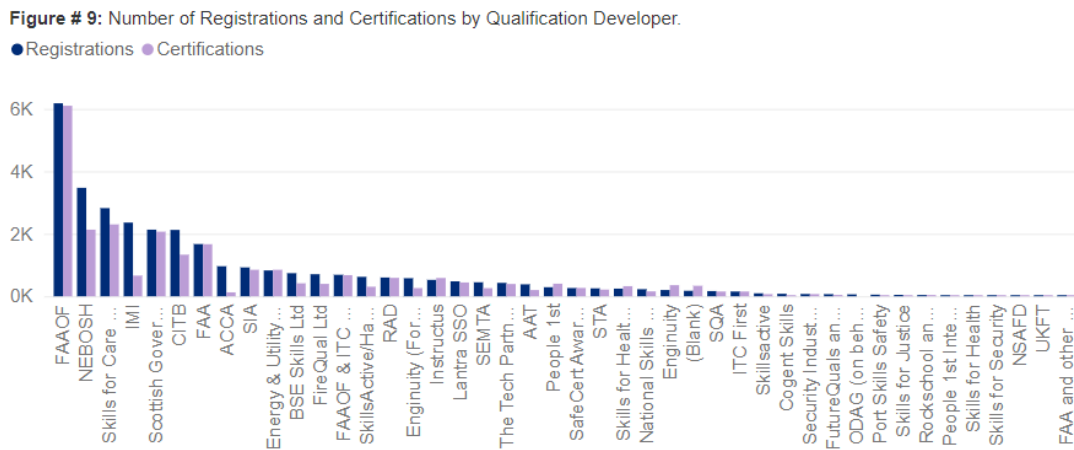
First Aid Awards Ltd (FAAL) accounted for the highest registrations and the highest number of Non-SVQ certifications:

- ◆ 16.36% of registrations
- ◆ 20.41% of certifications



2.5 Analysis by developer

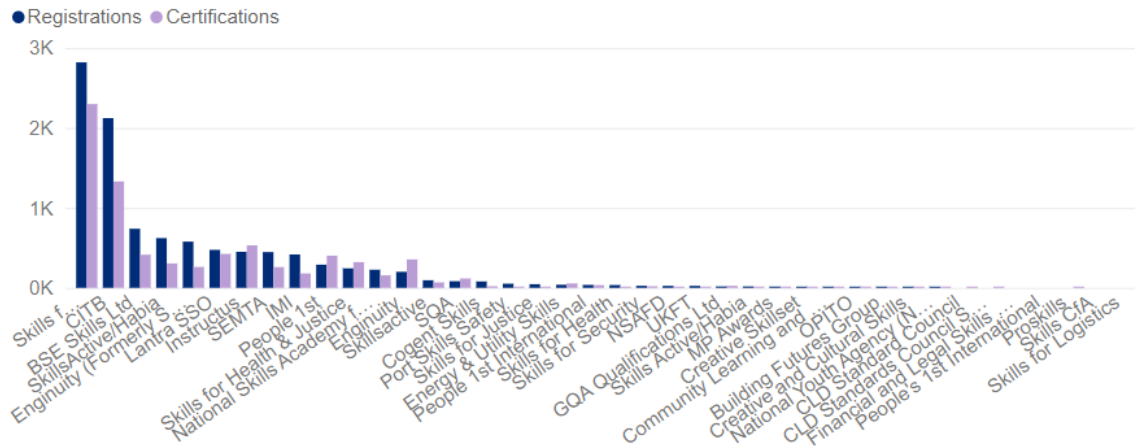
This section compares the registrations and certifications by developer across the two qualification types — SVQs and Non-SVQs. The following graph summarises registrations and certifications by developer.



First Aid Awarding Organisation Forum (FAAOF) has the highest number of registrations (18.99%) certifications (23.8%).

2.5.1 SVQs

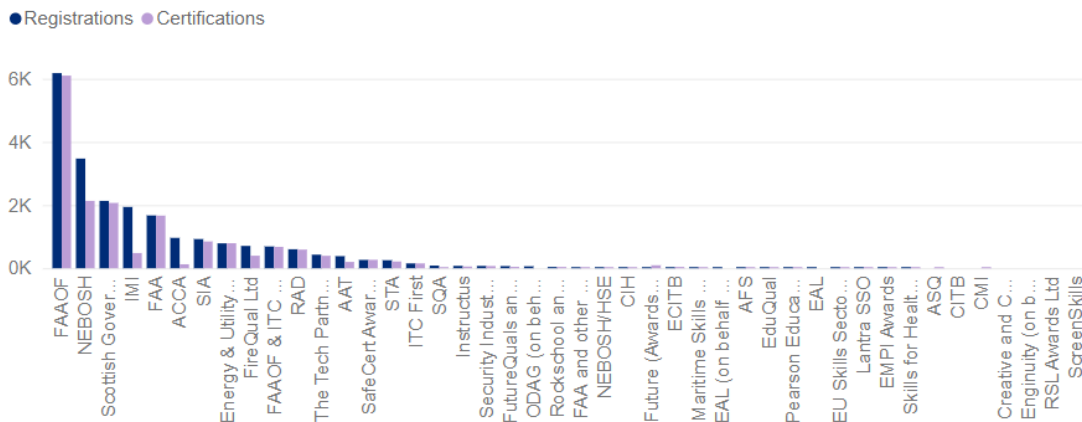
Figure # 10: SVQ Registrations and Certifications by Qualification Developer.



SVQs are favoured across a wide range of developers. Skills for Care and Development accounts for the largest proportion of SVQ registrations and certifications — 27.46 % and 29.95%, respectively.

2.5.2 Non-SVQ

Figure # 11: Non-SVQ Registrations and Certifications by Qualification Developer.



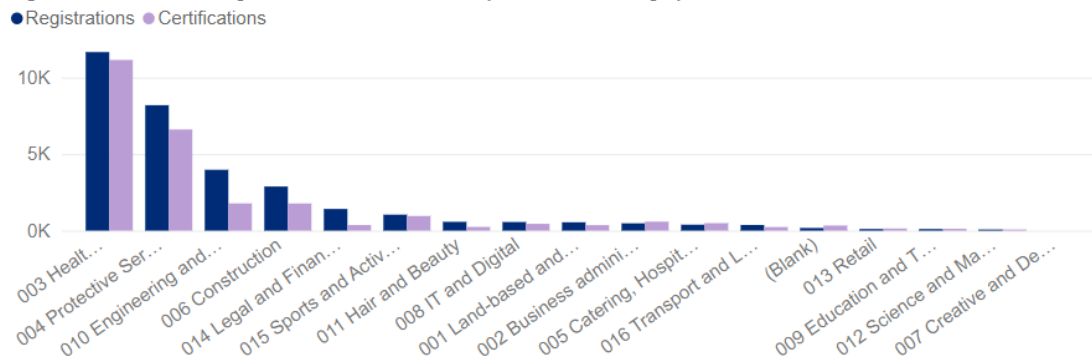
For Non-SVQ qualifications, First Aid Awarding Organisation Forum (FAAOF) has the highest number of registrations (27.99%) and certifications (34.64%).

2.6 Analysis by qualification categories

SQA Accreditation assigns qualifications to one of the following 16 qualification categories:

- ◆ 001 Land-based and Aquaculture
- ◆ 002 Business Administration
- ◆ 003 Health care, Social care and Childcare
- ◆ 004 Protective Services
- ◆ 005 Catering, Hospitality and Tourism
- ◆ 006 Construction
- ◆ 007 Creative and Design
- ◆ 008 IT and Digital
- ◆ 009 Education and Training
- ◆ 010 Engineering and Manufacturing
- ◆ 011 Hair and Beauty
- ◆ 012 Science and Mathematics
- ◆ 013 Retail
- ◆ 014 Legal and Financial
- ◆ 015 Sports and Active Leisure
- ◆ 016 Transport and Logistics

Figure # 12: Number of Registrations and Certifications by Qualification Category.



The area with the highest number of registrations and certifications is 003 Health Care, Social Care and Childcare.

- ◆ 35.88% of registrations
- ◆ 43.54% of certifications

By qualification type, the qualification categories with the highest number of registrations and certifications are:

Table 5: Percentage of registrations and certifications by qualification type and category

| Qualification type | Category | % of total regs | Category | % of total certs |
|--------------------|----------|-----------------|----------|------------------|
| SVQs | 003 | 30.31% | 003 | 34.35% |
| Non-SVQs | 003 | 38.75% | 003 | 48.38% |

3 Workplace Core Skills

Workplace Core Skills are the broad, transferable skills that help to develop the main capabilities people need to be full, active and responsible members of society. Workplace Core Skills were specifically developed to assess Core Skills in a work environment. They contribute to employability and are a component of Modern Apprenticeships in Scotland. Each Workplace Core Skill is available at SCQF levels 3 to 6.

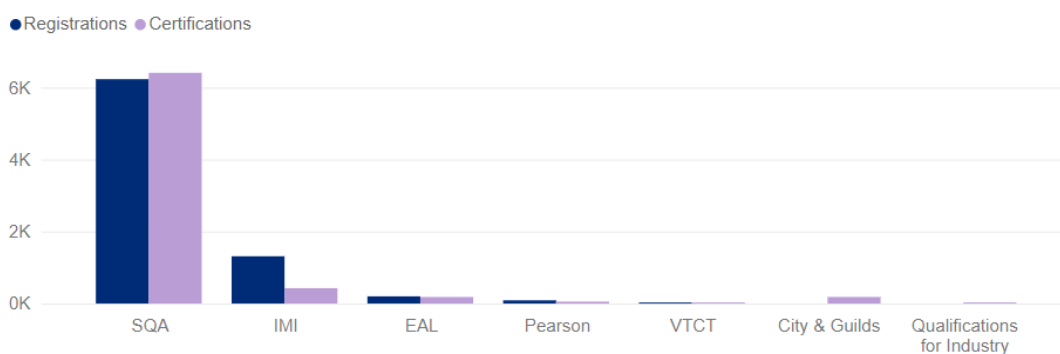
The five Workplace Core Skills are:

- ◆ Communication
- ◆ Information and Communication Technology (ICT)
- ◆ Numeracy
- ◆ Problem Solving
- ◆ Working with Others

At the end of Q2 2023–24, there were:

- ◆ 125 accredited Workplace Core Skills
- ◆ 7,841 registrations (an increase of 5.12% compared to Q1)
- ◆ 7,276 certifications (an increase of 15.24% compared to Q1)

Figure # 13: Workplace Core Skills



Workplace Core Skills are offered by seven awarding bodies.

Table 6: Number of Workplace Core Skills registrations and certifications by awarding body

| Awarding body | Registrations | Certifications |
|--|----------------------|-----------------------|
| City & Guilds | 0 | 183 |
| Institute of the Motor Industry (IMI) | 1314 | 427 |
| Qualifications for Industry | 0 | 2 |
| Scottish Qualifications Authority (SQA) | 6,234 | 6,411 |
| Vocational Training Charitable Trust (VTCT) | 3 | 18 |
| Pearson Education Limited | 90 | 54 |
| Excellence, Achievement & Learning Ltd (EAL) | 200 | 181 |
| Grand total | 7,841 | 7,276 |

*City & Guilds registers candidates for Workplace Core Skills on a one-to-many basis using their internal Programme of Study number (PoS), therefore it is not possible at this time to generate registration figures for each Core Skill.

SQA continues to have the highest registrations and certifications for Workplace Core Skills:

- ◆ 79.51% of registrations
- ◆ 88.11% of certifications