

# Quarterly Statistics Report

## Highlights for Quarter 3:

1 October 2018 – 31 December 2018

Publication date: February 2019

Publication code: AE7968

Published by the Scottish Qualifications Authority

SQA Accreditation

The Optima Building, 58 Robertson Street, Glasgow, G2 8DQ

Lowden, 24 Wester Shawfair, Dalkeith, Midlothian EH22 1FD

<https://accreditation.sqa.org.uk>

The information in this publication may be reproduced in support of SQA qualifications. If it is reproduced, SQA should be clearly acknowledged as the source. If it is to be used for any other purpose, then written permission must be obtained from SQA. It must not be reproduced for trade or commercial purposes.

© Scottish Qualifications Authority 2019

# Contents

<b>1</b>	<b>Introduction</b>	<b>1</b>
<b>2</b>	<b>Accredited qualifications</b>	<b>2</b>
2.1	Total candidate registrations and certifications	3
	Registrations	3
	Certifications	3
2.2	Top 10	3
2.3	Registrations and certifications by qualification type	5
	SVQs	5
	Regulatory & Licensing (R&L)	5
	'Other' qualifications	6
2.4	Analysis by awarding body	7
	SVQs	8
	Regulatory and Licensing	9
	'Other' qualifications	10
2.5	Analysis by developer	11
2.6	Analysis by area of competence	13
<b>3</b>	<b>Workplace Core Skills</b>	<b>14</b>

# 1 Introduction

SQA Accreditation is the national accrediting body for Scotland with a statutory remit under Scottish legislation to accredit and quality assure qualifications in Scotland. Although part of the Scottish Qualifications Authority, SQA Accreditation is distinct and autonomous to SQA's awarding function.

SQA Accreditation sets and specifies the requirements for accrediting qualifications to safeguard and support the needs of learners, parents, funding bodies, employers, providers and Scottish Government. We do this by promoting and maintaining public confidence in accredited qualifications and approved awarding bodies.

This report summarises the qualification data that has been provided to us by approved awarding bodies. This information covers SQA accredited qualifications during the third quarter (Q3) of 2018–19 (1 October – 31 December 2018) and focuses on candidates who were:

- ◆ registered for an SQA accredited qualification
- ◆ certificated for an SQA accredited qualification

The data has been analysed in relation to:

- ◆ qualification type
- ◆ awarding body
- ◆ developer
- ◆ area of competence (ie classification)
- ◆ Workplace Core Skills

For upcoming data submissions, the following deadline dates apply and must be adhered to by all awarding bodies to ensure consistency and accuracy of data in future reports:


<b>Quarter</b>	<b>Submission deadline</b>
Quarter 4 (1 January – 31 March 2019)	Friday 12 April 2019
Quarter 1 (1 April – 30 June 2019)	Friday 12 July 2019
Quarter 2 (1 July 2018 – 30 September 2019)	Monday 14 October 2019
Quarter 3 (1 October – 31 December 2019)	Tuesday 14 January 2020

## 2 Accredited qualifications

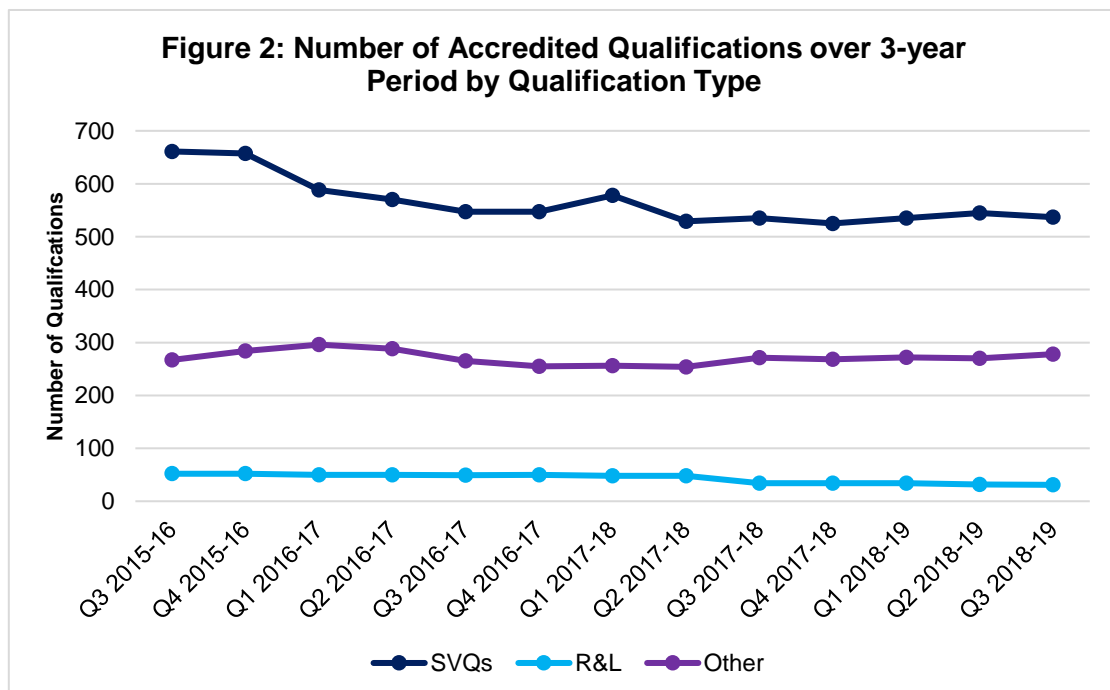
At the end of Q3 of 2018–19 there were 846 live accredited qualifications<sup>1</sup>:

- ◆ **537 SVQs** (63.5%)
- ◆ **31 Regulatory and Licensing qualifications** (3.6%)
- ◆ **278 'Other' qualifications** (32.9%)

<sup>1</sup> Note that this total does not include qualifications that are within their lapsing period.



Compared to Q2, the total number of accredited qualifications has decreased by 1 (equating to a 0.1% reduction). The number of accredited qualifications has remained relatively stable in the last three years.




## 2.1 Total candidate registrations and certifications

### Registrations

37,132 candidates were registered for SQA accredited qualifications in Q3.

This is a 36.8% increase compared to Q2.



### Certifications



23,692 certificates were awarded for SQA accredited qualifications in Q3.

This is 10.1% decrease compared to Q2.

## 2.2 Top 10

The qualification with the highest number of both registrations and certifications was the **NEBOSH National General Certificate in Occupational Health and Safety**.

**Table 1: Top 10 performing qualifications in terms of registrations**

Qualification title	Registrations
NEBOSH National General Certificate in Occupational Health and Safety	2,663
Award in Emergency First Aid at Work at SCQF Level 6 (SQA)	1,871
SVQ in Social Services and Healthcare at SCQF Level 6 (SQA)	1,501
Scottish Certificate for Personal Licence Holders at SCQF Level 6 (BIIAB)	1,155
SVQ in Social Services (Children and Young People) at SCQF Level 7 (SQA)	935
Award in Emergency First Aid at Work at SCQF Level 6 (FAA)	848
SVQ in Social Services and Healthcare at SCQF Level 7 (SQA)	746
ITC Certificate in Emergency First Aid at Work at SCQF Level 6 (ITC First)	725
SVQ 2 in Performing Engineering Operations at SCQF Level 5 (EAL)	725
Scottish Certificate for Personal Licence Holders (Refresher) at SCQF Level 6 (BIIAB)	676

NEBOSH's National General Certificate in Occupational Health and Safety had the highest number of registrations in Q3 of 2018–19. Compared to figures from Q2:

- ◆ registrations for this qualification in Q3 were 49.4% higher than in Q2

**Table 2: Top 10 performing qualifications in terms of certifications**

<b>Qualification title</b>	<b>Certifications</b>
Award in Emergency First Aid at Work at SCQF Level 6 (SQA)	1,811
Scottish Certificate for Personal Licence Holders at SCQF Level 6 (BIIAB)	1,087
SVQ in Social Services and Healthcare at SCQF Level 6 (SQA)	948
NEBOSH National General Certificate in Occupational Health and Safety	898
Award in Emergency First Aid at Work at SCQF Level 6 (FAA)	844
ITC Certificate in Emergency First Aid at Work at SCQF Level 6 (ITC First)	722
Scottish Certificate for Personal Licence Holders (Refresher) at SCQF Level 6 (BIIAB)	659
Scottish Certificate for Personal Licence Holders (Refresher) at SCQF Level 6 (Highfield)	626
Award in First Aid at Work at SCQF Level 6 (SQA)	555
SVQ in Social Services and Healthcare at SCQF Level 7 (SQA)	549

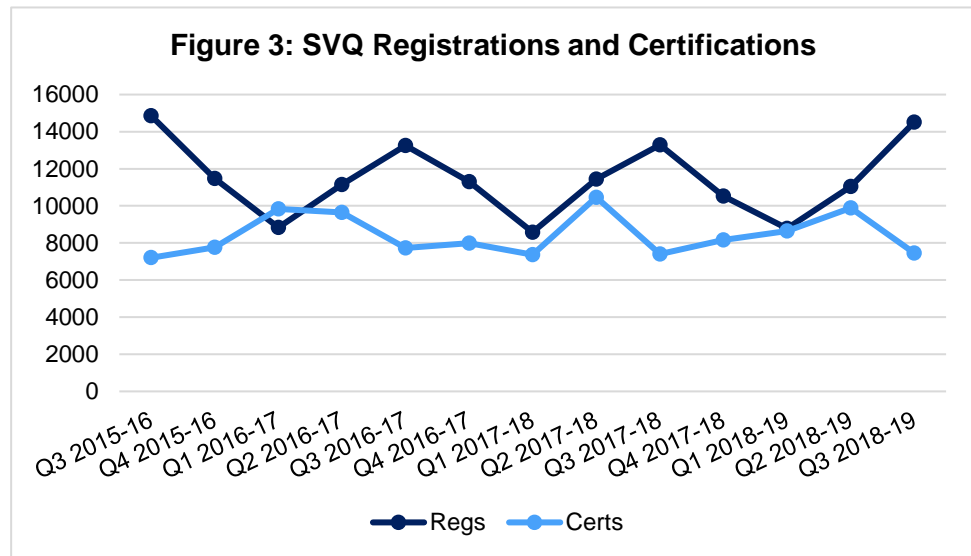
The Award in Emergency First Aid at Work at SCQF Level 6 (SQA) had the highest number of certifications in Q3 of 2018–19. Compared to figures from Q2:

- ◆ certifications for this qualification in Q3 were 73.8% higher than in Q2

## 2.3 Registrations and certifications by qualification type

### SVQs

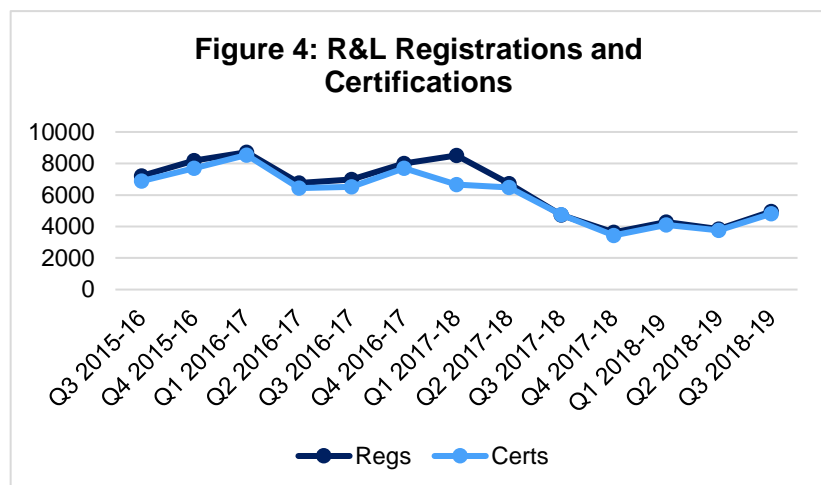
- ◆ 14,515 registrations
- ◆ 7,460 certifications



- ◆ Compared to Q3 of 2017–18, the number of SVQ registrations has increased by 9.2%.
- ◆ SVQ certifications in Q3 2018–19 are 0.7% higher than those in Q3 of 2017–18.

### Regulatory & Licensing (R&L)

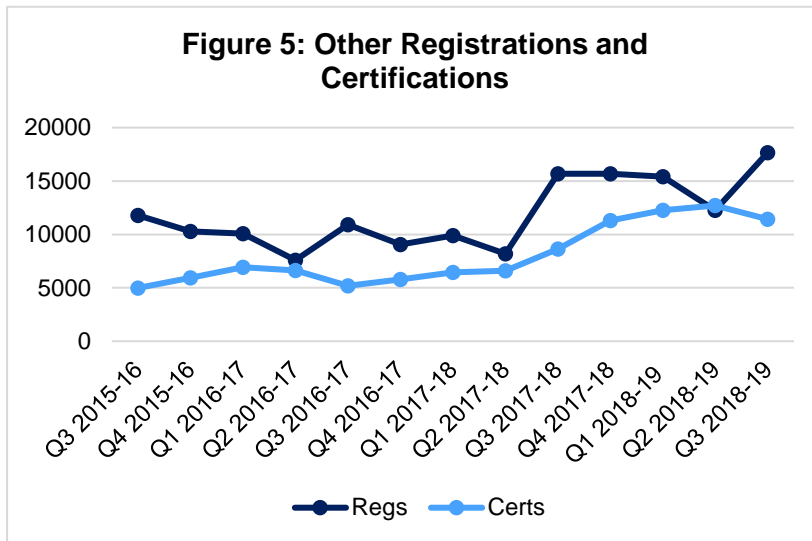
- ◆ 4,957 registrations
- ◆ 4,821 certifications



In comparison to Q2:

- ◆ R&L registrations are 29.3% higher in Q3
- ◆ R&L certifications are 28.4% higher in Q3

## 'Other' qualifications



- ◆ 17,660 registrations
- ◆ 11,411 certifications

In comparison to Q2 of 2018–19:

- ◆ registrations for other qualifications have increased by 43.8%
- ◆ certifications for other qualifications have decreased by 10.2%



## 2.4 Analysis by Awarding Body

There are currently 39 Awarding Bodies approved by SQA Accreditation. Scottish Bakers, although included in this report is no longer an approved awarding body.

One new awarding body received approval status in this quarter — Smart Awards Ltd, offering the accredited qualification SVQ in Customer Service at SCQF Level 6.

The number of qualifications offered by each awarding body varies greatly. The five largest awarding bodies, in terms of qualifications offered are:

Awarding body	Number of accredited qualifications*
Scottish Qualifications Authority (SQA)	614
City & Guilds	125
Excellence, Achievement & Learning (EAL)	91
Institute of the Motor Industry (IMI)	86
Pearson Education Limited	47

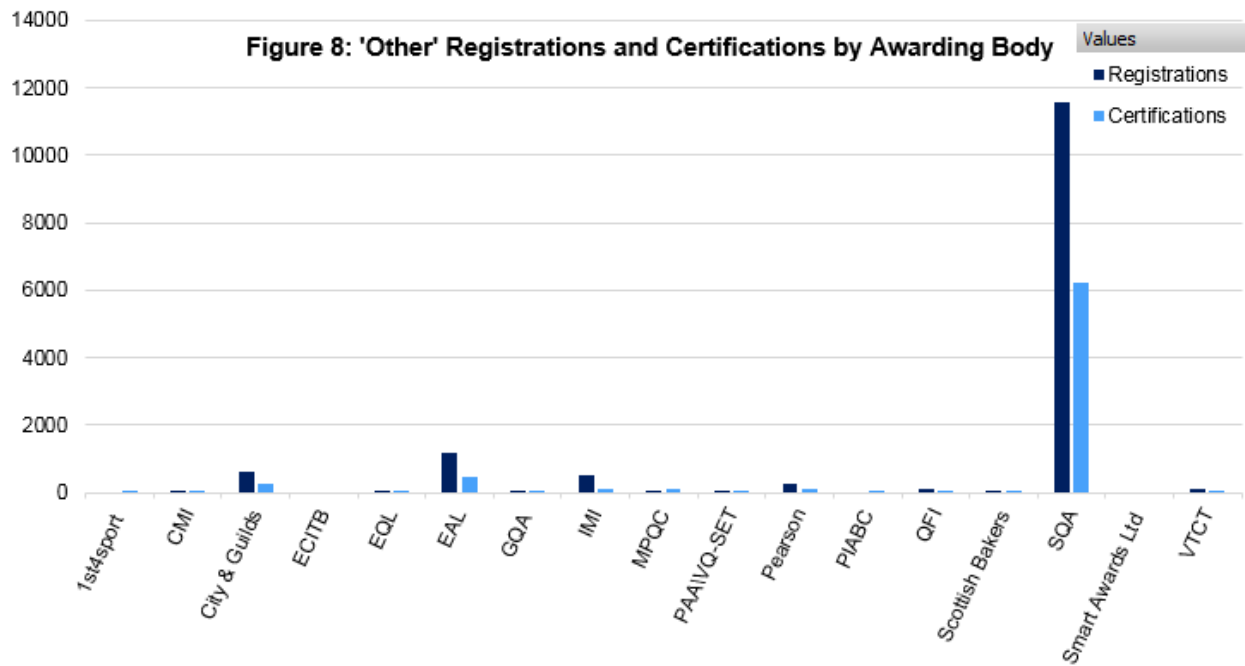
\*Including qualifications that have passed their lapse dates.

Registrations and certifications can be categorised based on qualification type — ie SVQs, Regulatory & Licensing and 'Other'.

## SVQs

SQA continues to have the highest number of SVQ registrations and certifications:

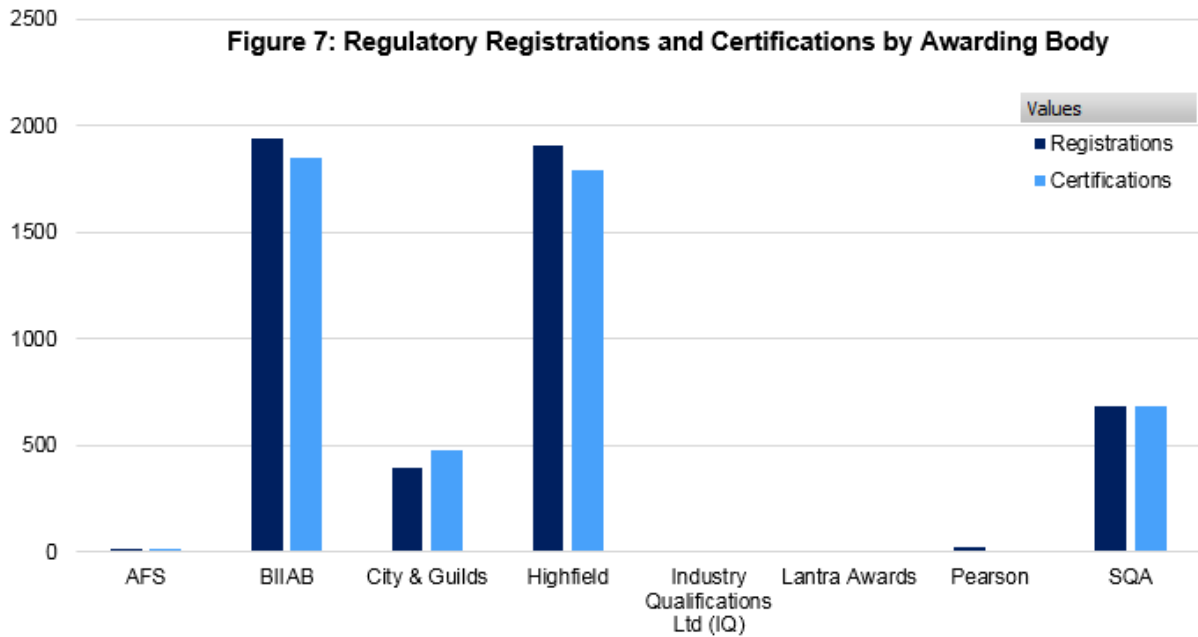
- ◆ 80% of registrations
- ◆ 83.4% of certifications



## Regulatory and Licensing

BIIAB accounted for the highest number of R&L registrations and certifications:

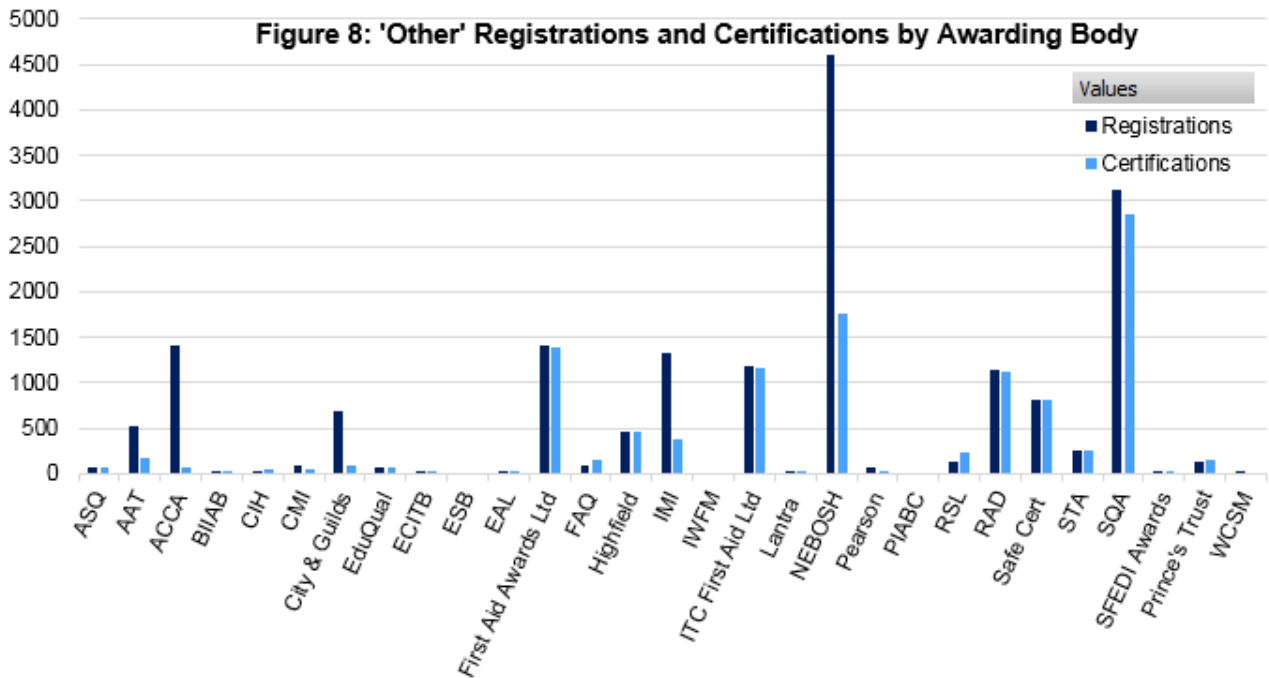
- ◆ 39.1% of registrations
- ◆ 38.3% of certifications



In Q2, the awarding body with the highest number of registrations and certifications of regulatory qualifications was Highfield Qualifications, with 46.4% of registrations and 44.8% of certifications.

## 'Other' qualifications

NEBOSH continues to have the highest number of 'Other' registrations of this qualification type, accounting for 26% of registrations.

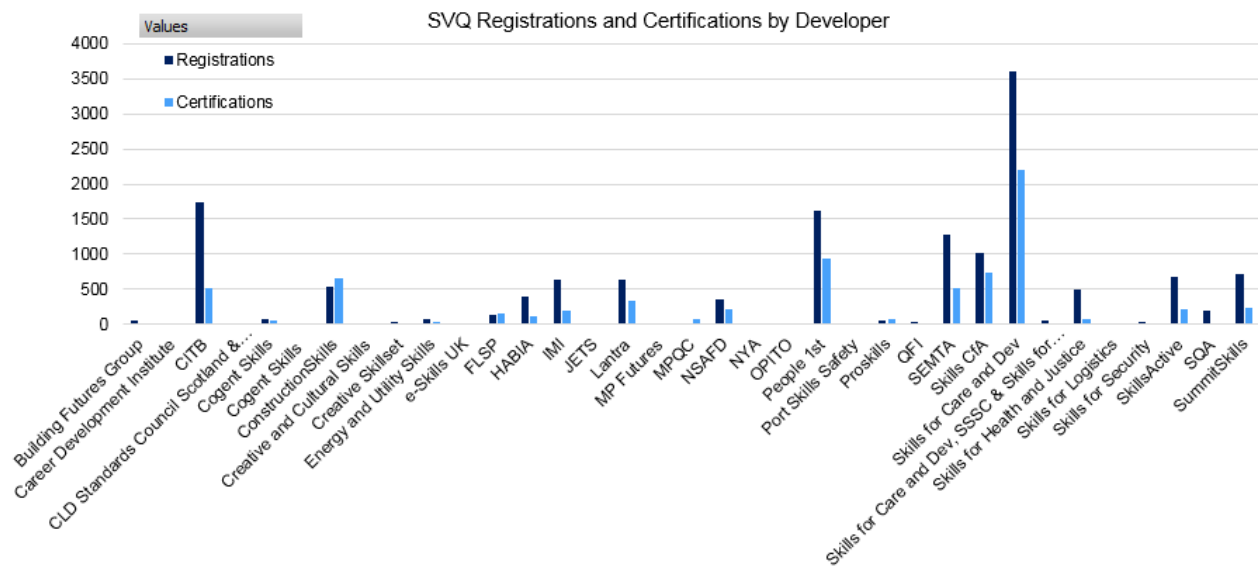


SQA certificated the highest number of candidates in Q3, with 2,856 certificates, accounting for 25% of certifications of 'Other' qualifications.

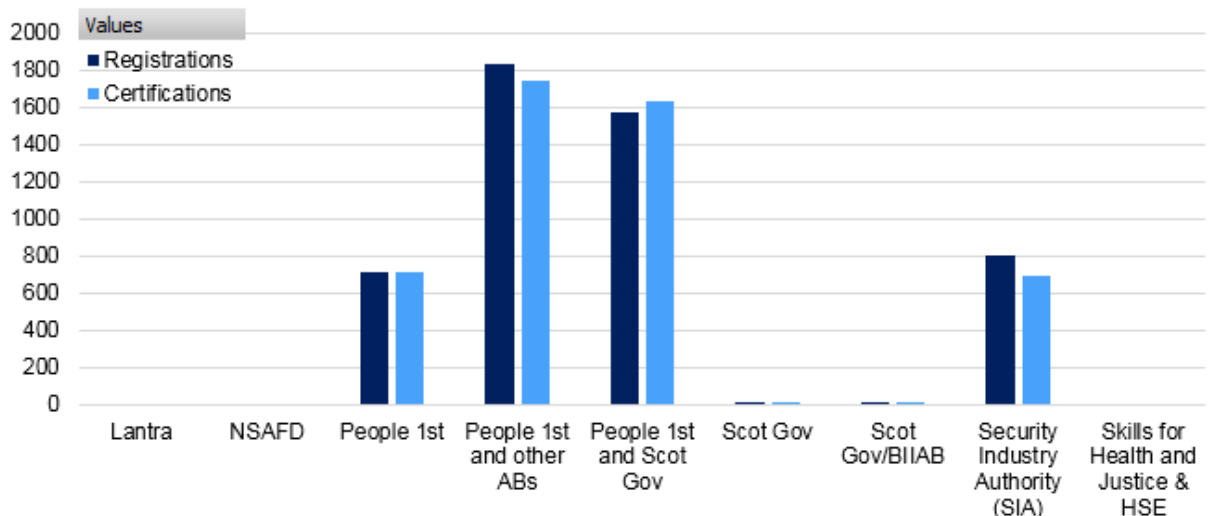
## 2.5 Analysis by developer

This section compares the registrations and certifications by developer across the three qualification types — SVQs, Regulatory & Licensing and ‘Other’.

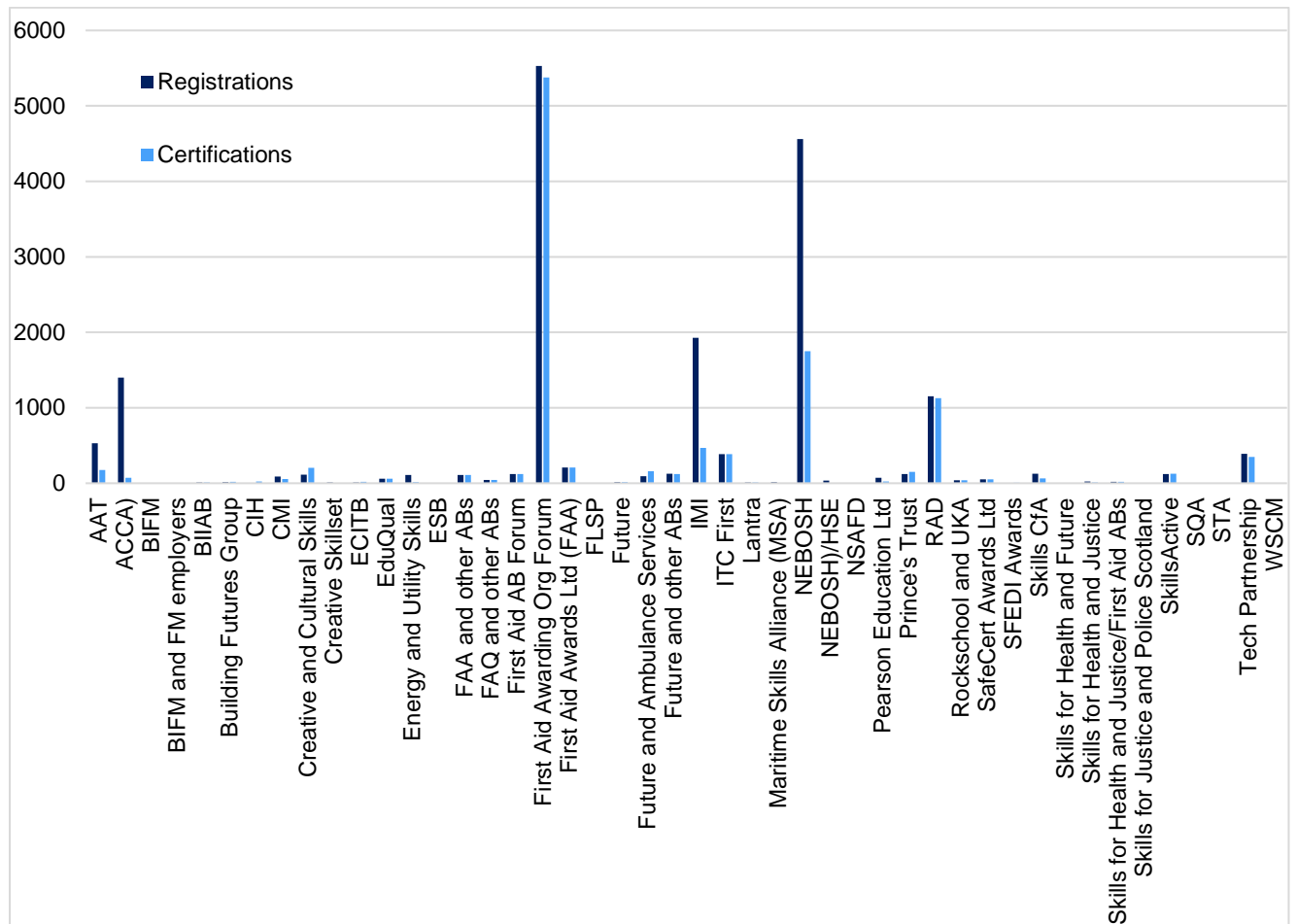
SVQs are favoured across a wide range of developers. Skills for Care and Development account for the largest proportion of SVQ registrations and certifications — 24.8% and 29.4%, respectively.



Compared to SVQs, Regulatory & Licensing qualifications are offered by a smaller range of developers, and are largely in the Security and First Aid sectors. People 1<sup>st</sup> and other awarding bodies account for the largest proportion of registrations and certifications — 37% and 36.2%, respectively.



While a wide range of organisations develop 'Other' qualifications across different industries, the majority of registrations can be attributed to a small number of developers, and hence a small number of sectors.

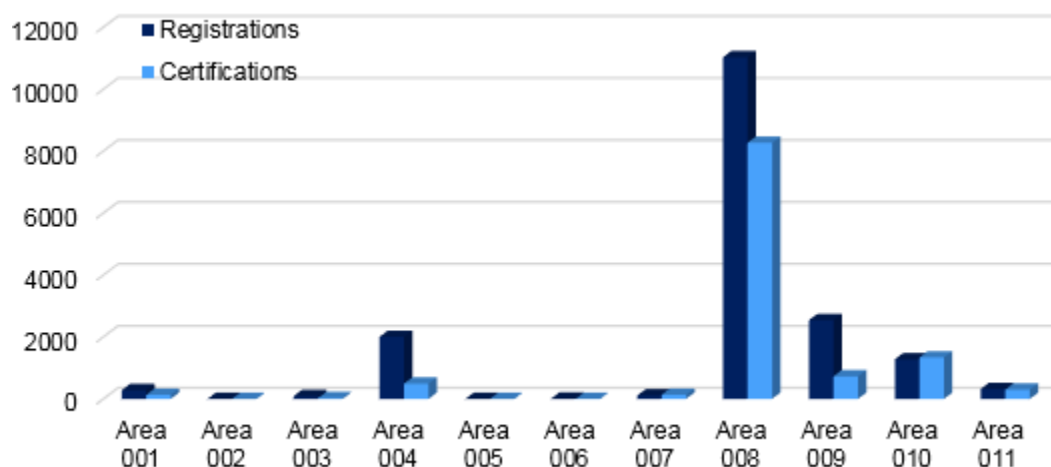


The largest proportion of registrations and certifications are in qualifications developed by the First Aid Awarding Organisation Forum — 31.3% of registrations and 47.1% of certifications.

## 2.6 Analysis by area of competence

SQA Accreditation assign qualifications to one of the following 11 areas of competence:

- ◆ 001 Tending Animals, Plants and Land
- ◆ 002 Extracting and Providing Natural Resources
- ◆ 003 Constructing
- ◆ 004 Engineering
- ◆ 005 Manufacturing
- ◆ 006 Transporting
- ◆ 007 Providing Goods and Services
- ◆ 008 Providing Health, Care and Protective Services
- ◆ 009 Providing Business Services
- ◆ 010 Communicating and Entertaining
- ◆ 011 Developing and Extending Knowledge and Skill



The area with the highest number of registrations and certifications is Area 008: Providing Health, Care and Protective Services:

- ◆ 43.1% of registrations
- ◆ 47.6% of certifications

By qualification type, the areas of competence with the highest number of registrations and certifications are:

Qualification type	Highest number of registrations		Highest number of certifications	
	Area	% of total regs	Area	% of total certs
SVQs	Area 008	28.9%	Area 008	31.2%
Regulatory & Licensing	Area 007	83.8%	Area 007	85.6%
Other	Area 008	62.5%	Area 008	72.5%

### 3 Workplace Core Skills

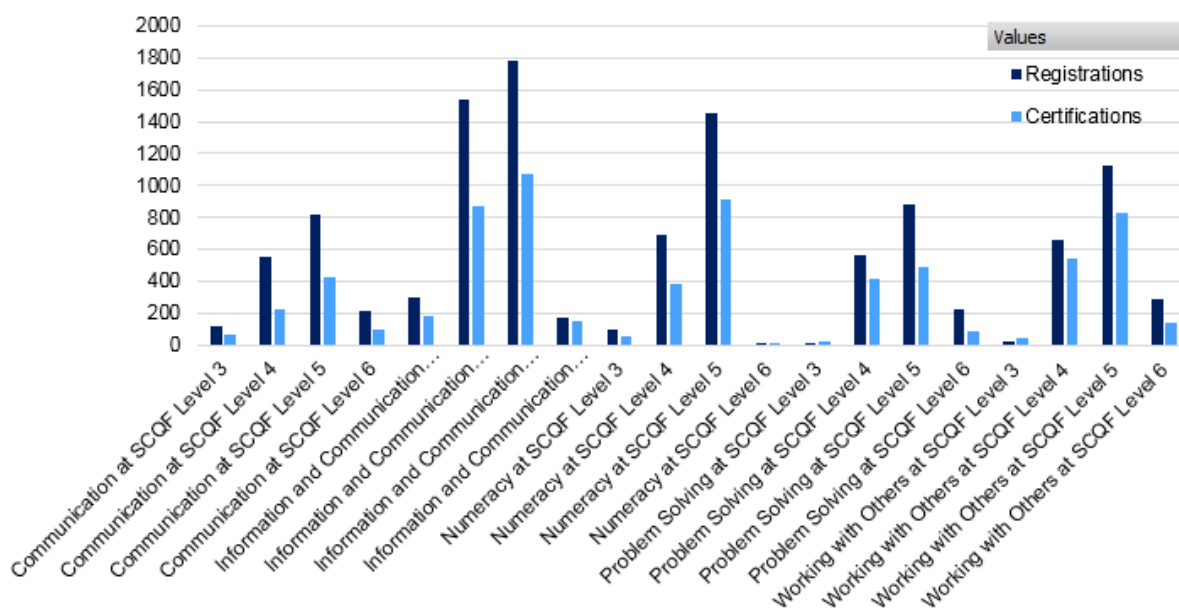
Workplace Core Skills are the broad, transferable skills that help to develop the main capabilities people need to be full, active and responsible members of society. Workplace Core Skills were specifically developed to assess Core Skills in a work environment. They contribute to employability and are a component of Modern Apprenticeships in Scotland. Each Workplace Core Skill is available at SCQF levels 3 to 6.

The five Workplace Core Skills are:

- ◆ Communication
- ◆ Information and Communication Technology (ICT)
- ◆ Numeracy
- ◆ Problem Solving
- ◆ Working with Others

At the end of Q3 2018–19, there were:

- ◆ 145 accredited Workplace Core Skills
- ◆ 11,517 registrations (an increase of 36.7% compared to Q2)
- ◆ 7,003 certifications (an reduction of 16.1% compared to Q2)





Workplace Core Skills are offered by eight Awarding Bodies.

Awarding body	Registrations	Certifications
British Institute of Innkeepers Awarding Body (BIIAB)	0	27
City & Guilds	0*	474
Excellence, Achievement & Learning Ltd (EAL)	121	72
Institute of the Motor Industry (IMI)	2194	415
Pearson Education Limited	1006	170
Qualifications for Industry (QFI)	64	141
Scottish Qualifications Authority (SQA)	<b>8,129</b>	<b>5694</b>
Vocational Training Charitable Trust (VTCT)	3	10
<b>Grand total</b>	<b>11,517</b>	<b>7,003</b>

\*City & Guilds register candidates for Workplace Core Skills on a one-to-many basis using their internal Programme of Study number (PoS), therefore it is not possible at this time to generate registration figures for each Core Skill.

SQA continues to have the highest registrations and certifications for Workplace Core Skills:

- ◆ 70.1% of registrations
- ◆ 81.3% of certifications