

Quarterly Statistics Report

Highlights for Quarter 4:

1 January–31 March 2019

Publication date: May 2019

Publication code: AE8053

Published by the Scottish Qualifications Authority

SQA Accreditation

The Optima Building, 58 Robertson Street, Glasgow, G2 8DQ

Lowden, 24 Wester Shawfair, Dalkeith, Midlothian EH22 1FD

<https://accreditation.sqa.org.uk>

The information in this publication may be reproduced in support of SQA qualifications. If it is reproduced, SQA should be clearly acknowledged as the source. If it is to be used for any other purpose, then written permission must be obtained from SQA. It must not be reproduced for trade or commercial purposes.

© Scottish Qualifications Authority 2019

Contents

1	Introduction	1
2	Accredited qualifications	2
2.1	Total candidate registrations and certifications	3
	2.1.1 Registrations	3
	2.1.2 Certifications	3
2.2	Top ten qualifications	3
2.3	Registrations and certifications by qualification type	5
	2.3.1 SVQs	5
	2.3.2 Regulatory & Licensing (R&L)	5
	2.3.3 'Other' qualifications	6
2.4	Analysis by Awarding Body	6
	2.3.1 SVQs	7
	2.3.2 Regulatory and Licensing	7
	2.3.3 'Other' qualifications	8
2.5	Analysis by developer	8
	2.5.1 SVQs	9
	2.5.2 Regulatory and Licensing	9
	2.5.3 'Other' qualifications	10
2.6	Analysis by area of competence	10
2.7	New qualification categories	12
3	Workplace Core Skills	12

1 Introduction

SQA Accreditation is the national accrediting body for Scotland with a statutory remit under Scottish legislation to accredit and quality assure qualifications in Scotland. Although part of the Scottish Qualifications Authority, SQA Accreditation is distinct and autonomous from SQA's awarding function.

SQA Accreditation sets and specifies the requirements for accrediting qualifications to safeguard and support the interests of learners, parents, funding bodies, employers, providers and Scottish Government. We do this to promote and maintain public confidence in accredited qualifications and approved awarding bodies.

This report summarises the qualification data that has been provided to us by approved awarding bodies. This information covers SQA accredited qualifications during the fourth quarter (Q4) of 2018–19 (1 January–31 March 2019) and focuses on candidates who were:

- ◆ registered for an SQA accredited qualification
- ◆ certificated for an SQA accredited qualification

The data has been analysed in relation to:

- ◆ qualification type
- ◆ awarding body
- ◆ developer
- ◆ area of competence (ie classification)
- ◆ Workplace Core Skills

For upcoming data submissions, the following deadline dates apply and must be adhered to by all awarding bodies to ensure consistency and accuracy of data in future reports:


Quarter	Submission deadline
Quarter 1 (1 April–30 June 2019)	12 July 2019
Quarter 2 (1 July 2018–30 September 2019)	14 October 2019
Quarter 3 (1 October–31 December 2019)	14 January 2020
Quarter 4 (1 January–31 March 2020)	14 April 2020

2 Accredited qualifications

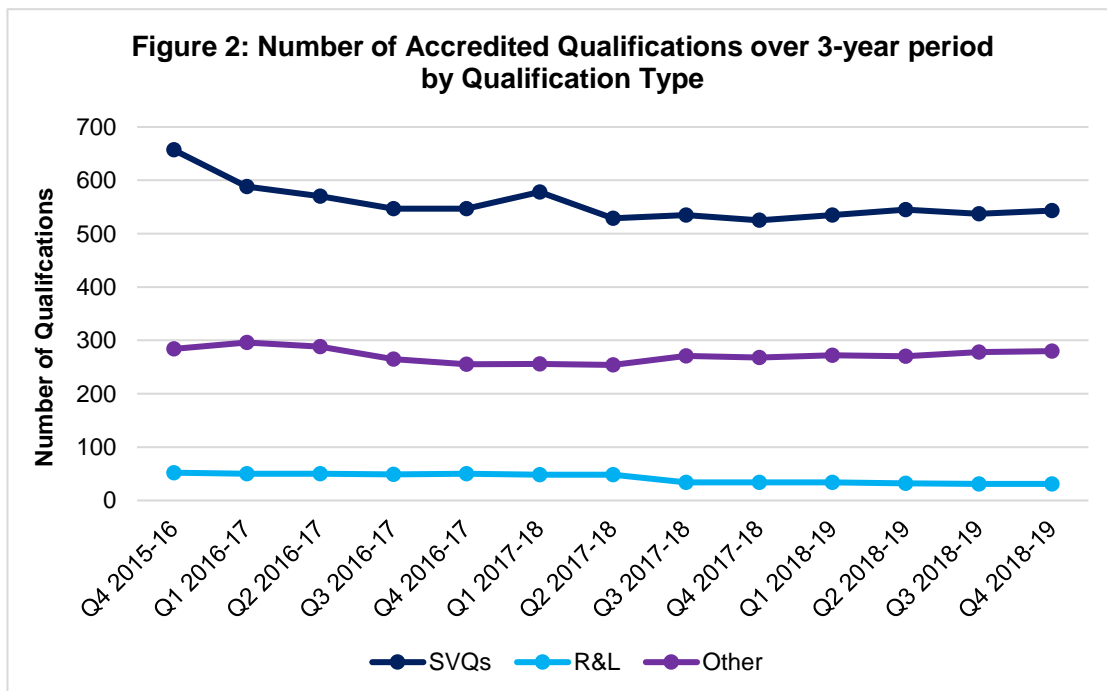
At the end of Q4 of 2018–19 there were 854 live accredited qualifications.¹

- ◆ 543 SVQs (63.6%)
- ◆ 31 Regulatory and Licensing qualifications (3.6%)
- ◆ 280 'Other' qualifications (32.8%)

¹ Note that this total does not include qualifications that are within their lapsing period.



Compared to Q3, the total number of accredited qualifications has increased by eight (equating to a 1% increase). The number of accredited qualifications has remained relatively stable in the last three years.

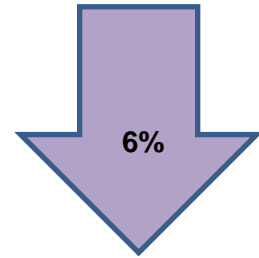


2.1 Total candidate registrations and certifications


2.1.1 Registrations

34,891 candidates were registered for SQA accredited qualifications in Q4.

This is 6% less than in Q3.



2.1.2 Certifications



29,083 certificates were awarded for SQA accredited qualifications in Q4.

This is a 22.8% increase compared to Q3.

2.2 Top ten qualifications

The qualification with the highest number of both registrations and certifications was the NEBOSH National General Certificate in Occupational Health and Safety.

Table 1: Top 10 performing qualifications in terms of registrations

Qualification title	Registrations
NEBOSH National General Certificate in Occupational Health and Safety	2,585
Scottish Certificate for Personal Licence Holders (Refresher) at SCQF Level 6 (BIIAB)	2,426
Award in Emergency First Aid at Work at SCQF Level 6 (SQA)	1,620
Scottish Certificate for Personal Licence Holders (Refresher) at SCQF Level 6 (Highfield)	1,494
SVQ in Social Services and Healthcare at SCQF Level 6	1,267
Scottish Certificate for Personal Licence Holders at SCQF Level 6 (BIIAB)	1,161
Award in Emergency First Aid at Work at SCQF Level 6 (First Aid Awards Ltd)	957
SVQ in Social Services (Children and Young People) at SCQF Level 7	837
ITC Certificate in Emergency First Aid at Work at SCQF Level 6	767
Scottish Certificate for Personal Licence Holders (Refresher) at SCQF Level 6 (SQA)	754

NEBOSH's National General Certificate in Occupational Health and Safety had the highest number of registrations in Q4 of 2018–19. Compared to figures from Q3:

- ◆ Registrations for this qualification in Q4 were 3% lower than in Q3.

Table 2: Top 10 performing qualifications in terms of certifications

Qualification title	Certifications
Scottish Certificate for Personal Licence Holders (Refresher) at SCQF Level 6 (BIIAB)	2,355
NEBOSH National General Certificate in Occupational Health and Safety	1,830
Award in Emergency First Aid at Work at SCQF Level 6 (SQA)	1,599
Scottish Certificate for Personal Licence Holders (Refresher) at SCQF Level 6 (Highfield)	1,464
Scottish Certificate for Personal Licence Holders (Refresher) at SCQF Level 6 (City & Guilds)	1,410
Scottish Certificate for Personal Licence Holders at SCQF Level 6 (BIIAB)	1,092
Award in Emergency First Aid at Work at SCQF Level 6 (First Aid Awards Ltd)	954
SVQ in Social Services and Healthcare at SCQF Level 6	933
Award in First Aid at Work at SCQF Level 6 (SQA)	767
ITC Certificate in Emergency First Aid at Work at SCQF Level 6	764

The Scottish Certificate for Personal Licence Holders (Refresher) at SCQF Level 6 had the highest number of certifications in Q4 of 2018–19. Compared to figures from Q3:

- ◆ Certifications for this qualification in were 257% higher than in Q3.

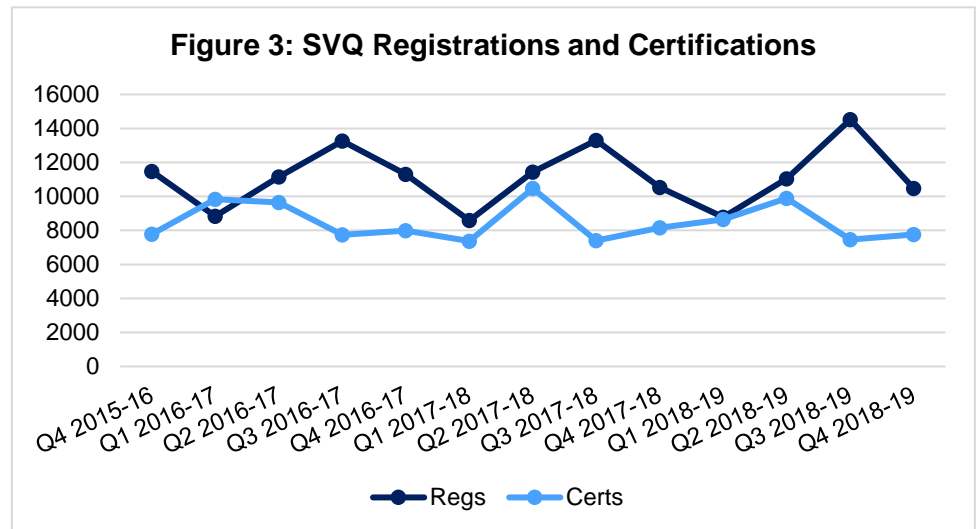
This significant increase in certification numbers is due to the nature of the Personal Licence certificate. The Licensing (Scotland) Act 2005 requires all personal licence holders to undertake refresher training within five years of the issue of their licence.

2.3 Registrations and certifications by qualification type

The following figures detail the number of registrations and certifications over a three-year period, broken-down by qualification type.

2.3.1 SVQs

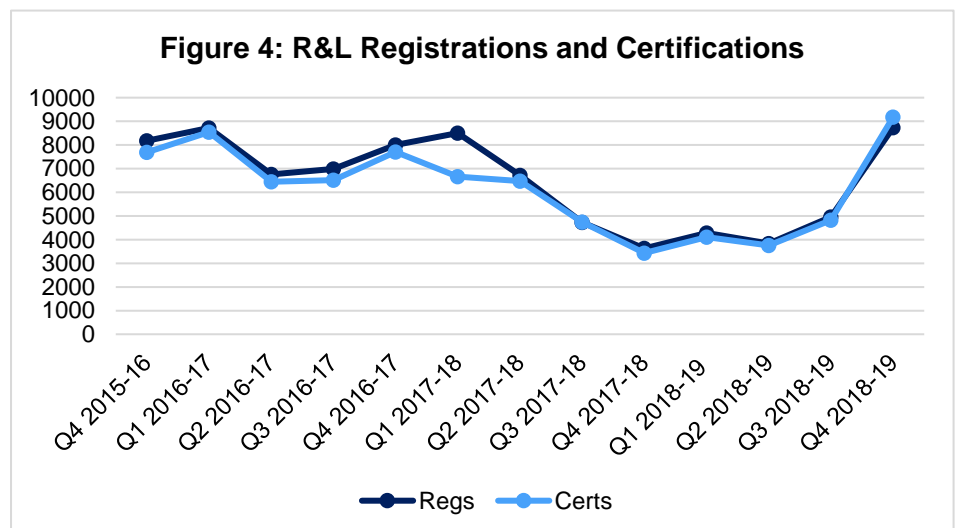
- ◆ 10,474 registrations
- ◆ 7,768 certifications



- ◆ Compared to Q4 of 2017–18, the number of SVQ registrations has decreased by 0.5%.
- ◆ SVQ certifications in Q4 2018–19 are 4.9% less than those in Q4 of 2017–18.

2.3.2 Regulatory & Licensing (R&L)

- ◆ 8,732 registrations
- ◆ 9,176 certifications



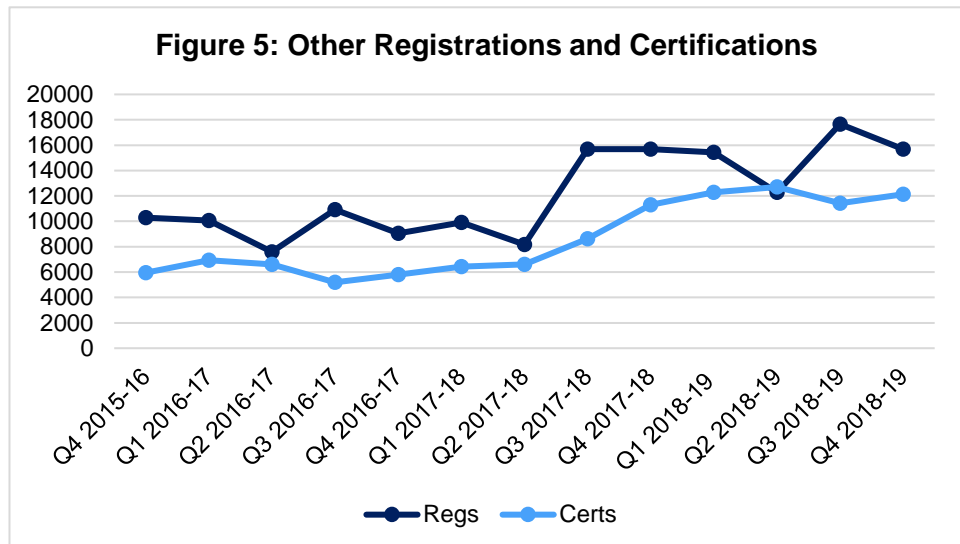
In comparison to Q3 of 2018–19:

- ◆ R&L registrations are 76% higher in Q4
- ◆ R&L certifications are 90.3% higher in Q4

The observed increase in both registrations and certifications across the Regulatory & Licensing qualifications can be directly attributed to the Scottish Certificate for Personal License Holders (Refresher) qualifications.

2.3.3 'Other' qualifications

- ◆ 15,685 registrations
- ◆ 12,139 certifications



In comparison to Q3:

- ◆ registrations for other qualifications have decreased by 11.2%
- ◆ certifications for other qualifications have increased by 6.4%

2.4 Analysis by Awarding Body

There are currently 37 Awarding Bodies approved by SQA Accreditation. Scottish Bakers and 1st4sport Qualifications, although included in this report, are no longer approved awarding bodies. The number of qualifications offered by each awarding body varies greatly. The five largest awarding bodies, in terms of qualifications offered, are:

Awarding body	Number of accredited qualifications*
Scottish Qualifications Authority (SQA)	620
City & Guilds	112
Excellence, Achievement & Learning (EAL)	88
Institute of the Motor Industry (IMI)	77
Pearson Education Limited	45

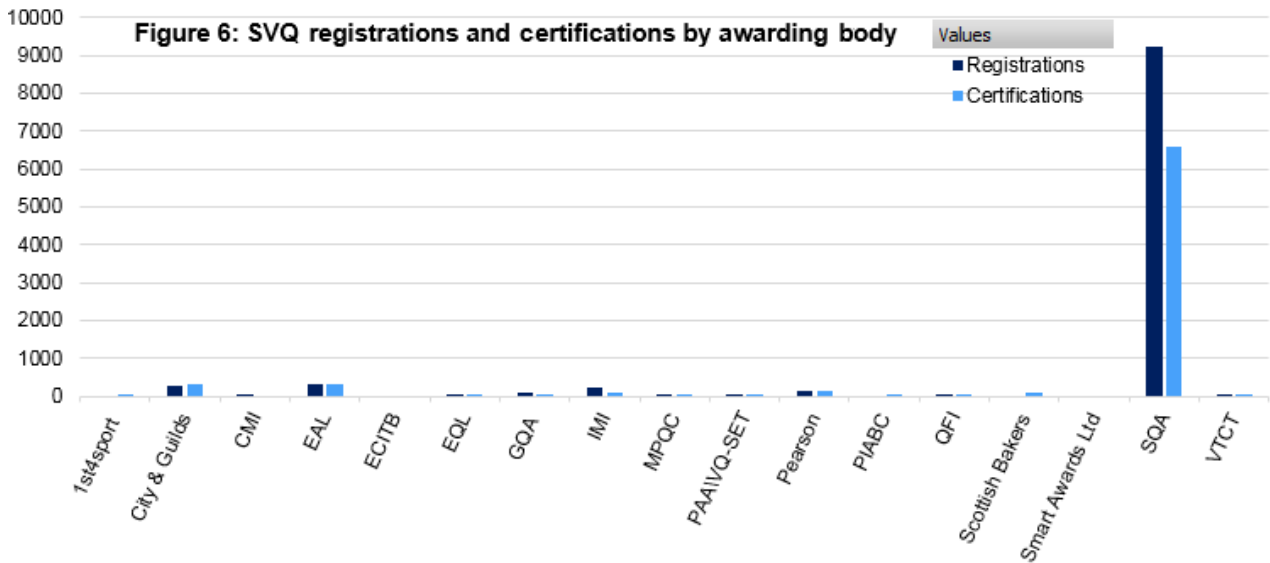
*Including qualifications that have passed their lapse dates.

Registrations and certifications can be further categorised based on qualification type — ie SVQs, Regulatory & Licensing and ‘Other’.

2.3.1 SVQs

SQA continues to have the highest number of SVQ registrations and certifications:

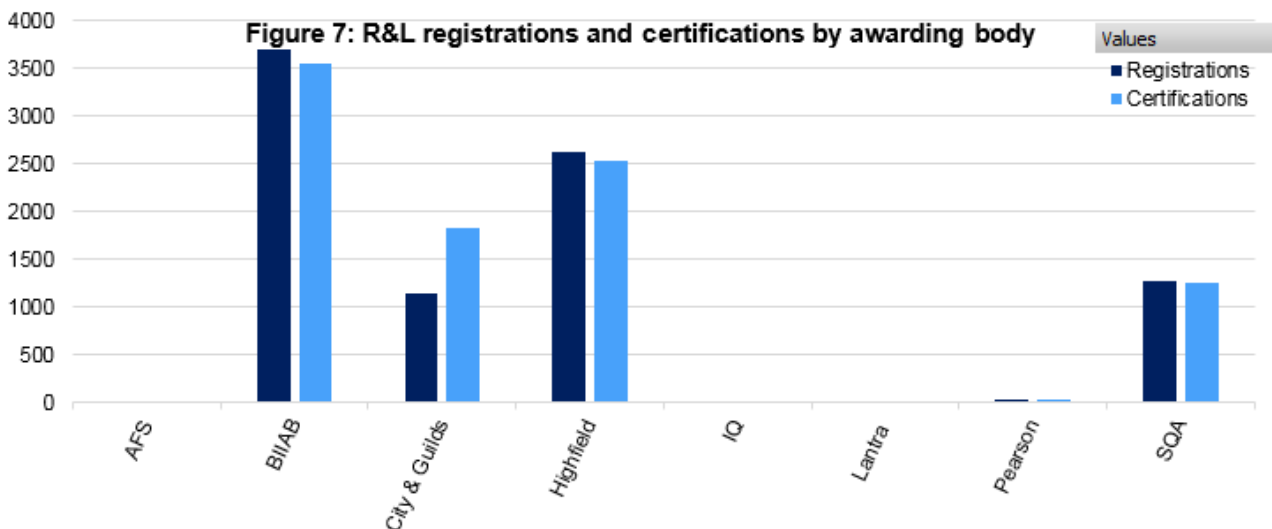
- ◆ 88% of registrations
- ◆ 85% of certifications



2.3.2 Regulatory and Licensing

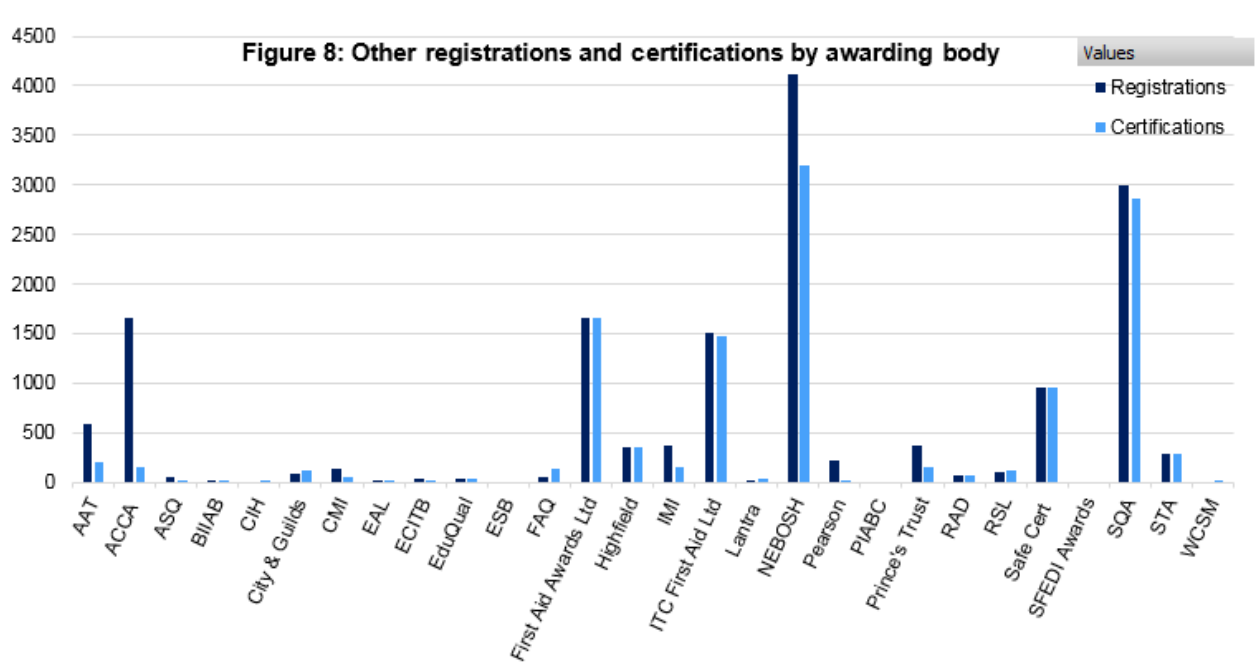
BIIAB accounted for the highest number of R&L registrations and certifications:

- ◆ 42.2% of registrations
- ◆ 38.3% of certifications



2.3.3 'Other' qualifications

NEBOSH continues to have the highest number of 'Other' registrations and certifications of this qualification type:

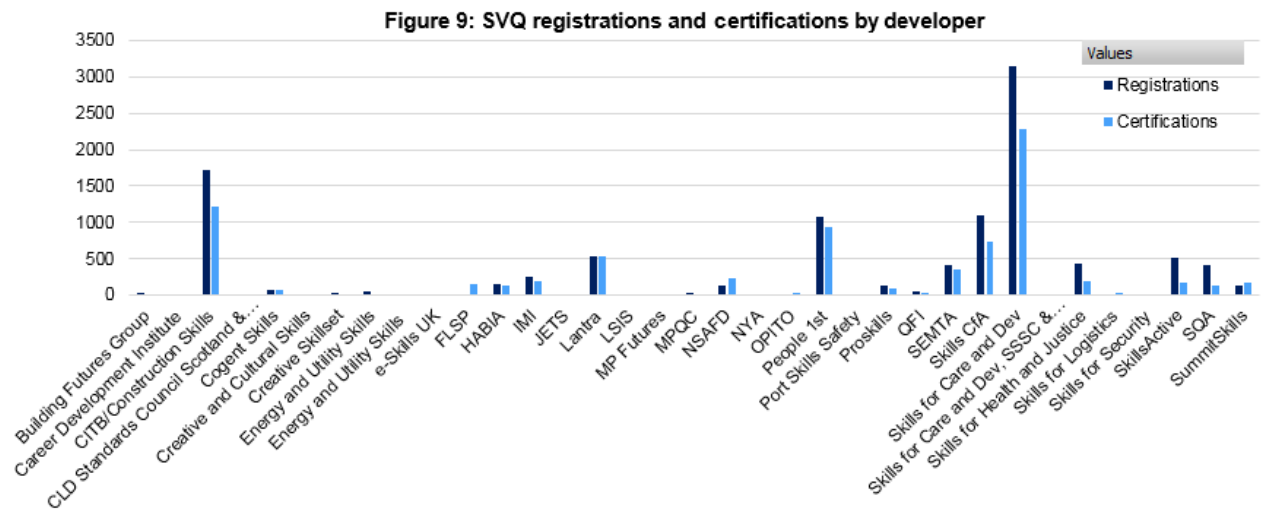


- ◆ 26.2% of registrations
- ◆ 26.4% of certifications

2.5 Analysis by developer

This section compares the registrations and certifications by developer across the three qualification types — SVQs, Regulatory & Licensing and 'Other'.

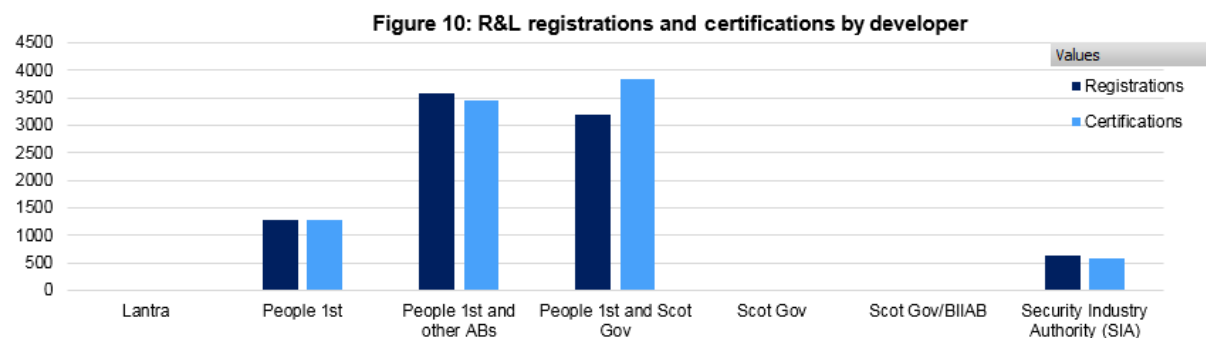
2.5.1 SVQs



SVQs are favoured across a wide range of developers. Skills for Care and Development account for the largest proportion of SVQ registrations and certifications — 30% and 29.4%, respectively.

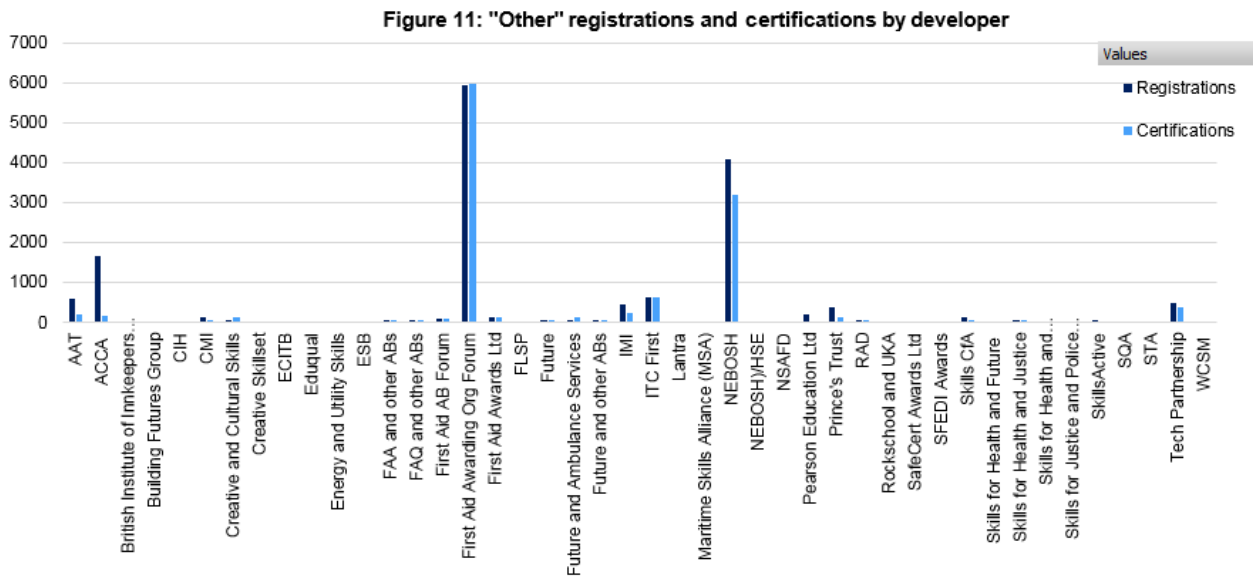
2.5.2 Regulatory and Licensing

Compared to SVQs, Regulatory & Licensing qualifications are offered by a smaller range of developers, and are largely in the Security and First Aid sectors. People 1st and other awarding bodies account for the largest proportion of registrations and certifications — 41% and 42%, respectively.



2.5.3 ‘Other’ qualifications

While a wide range of organisations develop ‘Other’ qualifications across different industries, the majority of registrations can be attributed to a small number of developers, and hence a small number of sectors.



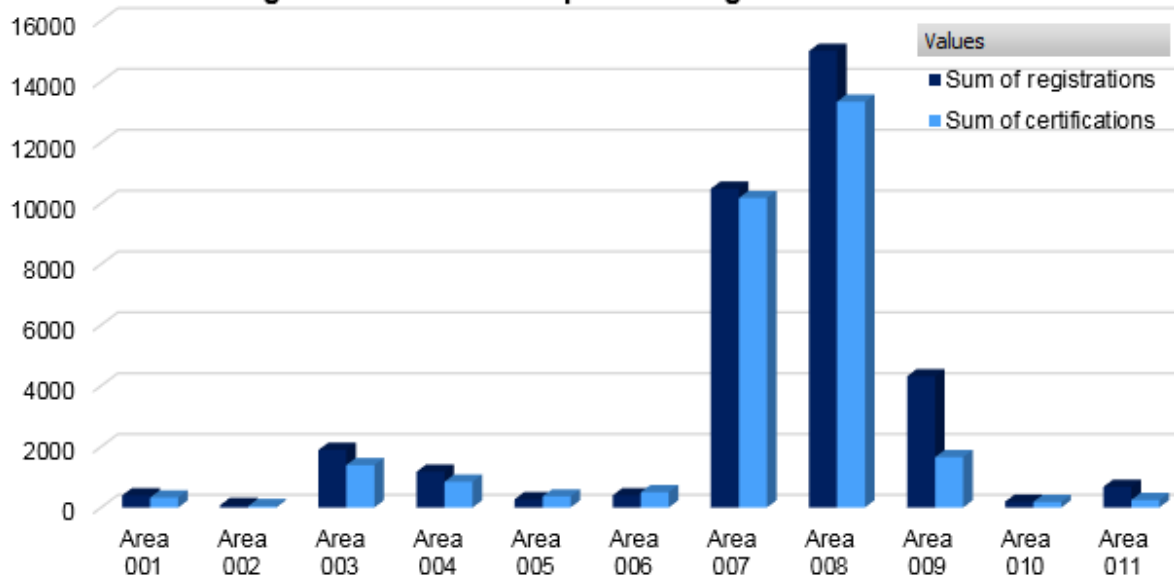
The largest proportion of registrations and certifications are in qualifications developed by the First Aid Awarding Organisation Forum — 37.9% of registrations and 49.3% of certifications.

2.6 Analysis by area of competence

SQA Accreditation assign qualifications to one of the following 11 areas of competence:

- ◆ 001 Tending Animals, Plants and Land
- ◆ 002 Extracting and Providing Natural Resources
- ◆ 003 Constructing
- ◆ 004 Engineering
- ◆ 005 Manufacturing
- ◆ 006 Transporting
- ◆ 007 Providing Goods and Services
- ◆ 008 Providing Health, Care and Protective Services
- ◆ 009 Providing Business Services
- ◆ 010 Communicating and Entertaining
- ◆ 011 Developing and Extending Knowledge and Skill

Figure 12: Areas of competence - registrations and certifications



The area with the highest number of registrations and certifications is Area 008: Providing Health, Care and Protective Services:

- ◆ 43.1% of registrations
- ◆ 45.9% of certifications

By qualification type, the areas of competence with the highest number of registrations and certifications are:

Qualification type	Highest number of registrations		Highest number of certifications	
	Area	% of total regs	Area	% of total certs
SVQs	Area 008	32.2%	Area 008	32.8%
Regulatory & Licensing	Area 007	92.9%	Area 007	93.7%
Other	Area 008	70.2%	Area 008	84.2%

2.7 New qualification categories

From 1 April 2019, SQA Accreditation is changing the way in which we categorise qualifications. Following a review of the current Areas of Competence, a new 16-category system will be adopted. This review evaluated the Areas of Competence in terms of fitness-for-purpose, taking into account the current landscape of qualifications, and determined that the new system is a more applicable and relevant system, and will lead to more meaningful analysis. The following categories will be used:

1. Land-based and Aquaculture
2. Business administration
3. Health care, Social care and Childcare
4. Protective Services
5. Catering, Hospitality and Tourism
6. Construction
7. Creative and Design
8. IT and Digital
9. Education and Training
10. Engineering and Manufacturing
11. Hair and Beauty
12. Science and Mathematics
13. Retail
14. Legal and Financial
15. Sports and active leisure
16. Transport and Logistics

3 Workplace Core Skills

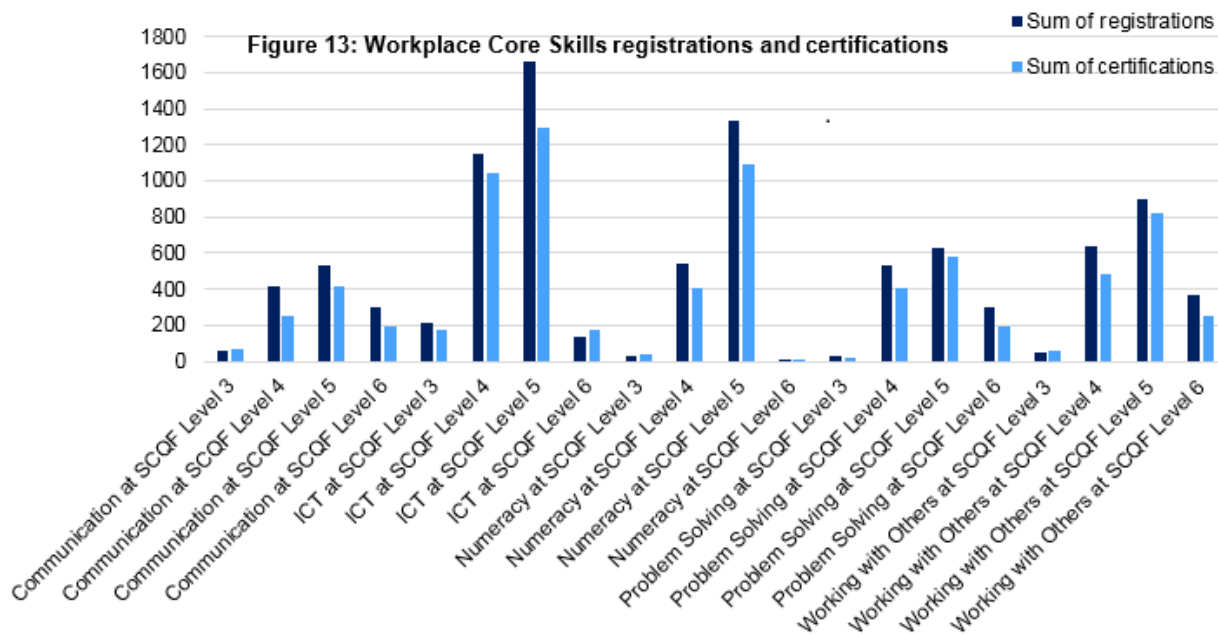
Workplace Core Skills are the broad, transferable skills that help to develop the main capabilities people need to be full, active and responsible members of society. Workplace Core Skills were specifically developed to assess Core Skills in a work environment. They contribute to employability and are a component of Modern Apprenticeships in Scotland. Each Workplace Core Skill is available at SCQF levels 3 to 6.

The five Workplace Core Skills are:

- ◆ Communication
- ◆ Information and Communication Technology (ICT)
- ◆ Numeracy
- ◆ Problem Solving
- ◆ Working with Others

At the end of Q4 2018–19, there were:

- ◆ 145 accredited Workplace Core Skills
- ◆ 9,839 registrations (a reduction of 14.6% compared to Q3)
- ◆ 7,003 certifications (an increase of 14.1 % compared to Q3)



Workplace Core Skills are offered by eight Awarding Bodies.

Awarding body	Registrations	Certifications
British Institute of Innkeepers Awarding Body (BIAB)	0	0
City & Guilds	0*	498
Excellence, Achievement & Learning Ltd (EAL)	118	102
Institute of the Motor Industry (IMI)	898	417
Pearson Education Limited	810	409
Qualifications for Industry (QFI)	13	11
Scottish Qualifications Authority (SQA)	7,994	6,550
Vocational Training Charitable Trust (VTCT)	6	4
Grand total	9,839	7,991

*City & Guilds register candidates for Workplace Core Skills on a one-to-many basis using their internal Programme of Study number (PoS), therefore it is not possible at this time to generate registration figures for each Core Skill.

SQA continues to have the highest registrations and certifications for Workplace Core Skills:

- ◆ 81.2% of registrations
- ◆ 82% of certifications