

Quarterly Statistics Report

Highlights for Quarter 2:

1 July–30 September 2019

Publication date: November 2019

Publication code: DE8155

Published by the Scottish Qualifications Authority

SQA Accreditation

The Optima Building, 58 Robertson Street, Glasgow, G2 8DQ

Lowden, 24 Wester Shawfair, Dalkeith, Midlothian EH22 1FD

<https://accreditation.sqa.org.uk>

The information in this publication may be reproduced in support of SQA qualifications. If it is reproduced, SQA should be clearly acknowledged as the source. If it is to be used for any other purpose, then written permission must be obtained from SQA. It must not be reproduced for trade or commercial purposes.

© Scottish Qualifications Authority 2019

Contents

1	Introduction	1
2	Accredited qualifications	2
2.1	Total candidate registrations and certifications	3
2.1.1	Registrations	3
2.1.2	Certifications	3
2.2	Top ten qualifications	3
2.3	Registrations and certifications by qualification type	5
2.3.1	SVQs	5
2.3.2	Regulatory & Licensing (R&L)	5
2.3.3	'Other' qualifications	6
2.4	Analysis by Awarding Body	6
2.4.1	SVQs	7
2.4.2	Regulatory and Licensing	7
2.4.3	'Other' qualifications	8
2.5	Analysis by developer	8
2.5.1	SVQs	8
2.5.2	Regulatory and Licensing	9
2.5.3	'Other' qualifications	9
2.6	Analysis by area of competence	Error! Bookmark not defined.
2.7	New qualification categories	Error! Bookmark not defined.
3	Workplace Core Skills	12

1 Introduction

SQA Accreditation is the national accrediting body for Scotland with a statutory remit under Scottish legislation to accredit and quality assure qualifications in Scotland. Although part of the Scottish Qualifications Authority, SQA Accreditation is distinct and autonomous from SQA's awarding function.

SQA Accreditation sets and specifies the requirements for accrediting qualifications to safeguard and support the interests of learners, parents, funding bodies, employers, providers and Scottish Government. We do this to promote and maintain public confidence in accredited qualifications and approved awarding bodies.

This report summarises the qualification data that has been provided to us by approved awarding bodies. This information covers SQA accredited qualifications during the second quarter (Q2) of 2019–20 (1 July–30 September 2019) and focuses on candidates who were:

- ◆ registered for an SQA accredited qualification
- ◆ certificated for an SQA accredited qualification

The data has been analysed in relation to:

- ◆ qualification type
- ◆ awarding body
- ◆ developer
- ◆ area of competence (ie classification)
- ◆ Workplace Core Skills

For upcoming data submissions, the following deadline dates apply and must be adhered to by all awarding bodies to ensure consistency and accuracy of data in future reports:


Quarter	Submission deadline
Quarter 3 (1 October–31 December 2019)	14 January 2020
Quarter 4 (1 January–31 March 2020)	14 April 2020
Quarter 1 (1 April–30 June 2020)	14 July 2020
Quarter 2 (1 July–30 September 2020)	14 October 2020

2 Accredited qualifications

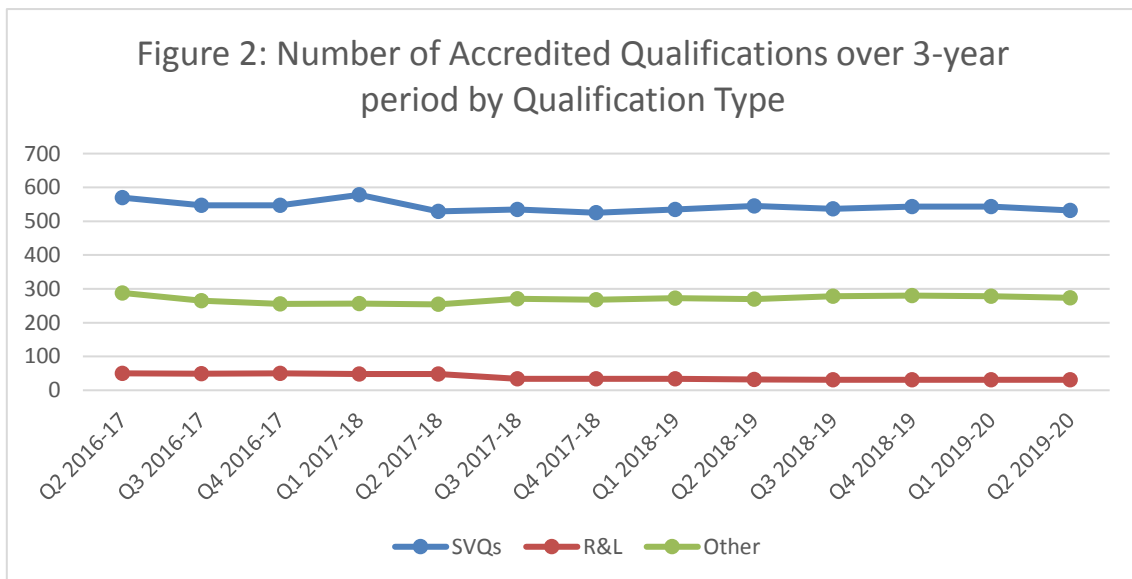
At the end of Q2 of 2019–20 there were 836 live accredited qualifications.¹

- ◆ **532 SVQs** (63.6%)
- ◆ **31 Regulatory and Licensing qualifications** (3.7%)
- ◆ **273 'Other' qualifications** (32.7%)

¹ Note that this total does not include qualifications that are within their lapsing period.



Compared to Q1, the total number of accredited qualifications has decreased by eight (equating to a 2% decrease). The number of accredited qualifications has remained relatively stable in the last three years.




2.1 Total candidate registrations and certifications

2.1.1 Registrations

30,043 candidates were registered for SQA accredited qualifications in Q2.


This is 13.9% fewer than in Q1.



2.1.2 Certifications

26,299 certificates were awarded for SQA accredited qualifications in Q2.

This is a 9.6% decrease compared to Q1.



2.2 Top ten qualifications

The qualification with the highest number of both registrations and certifications was the NEBOSH National General Certificate in Occupational Health and Safety.

Table 1: Top 10 performing qualifications in terms of registrations

Qualification title	Registrations
NEBOSH National General Certificate in Occupational Health and Safety	1,614
Award in Emergency First Aid at Work at SCQF Level 6 (SQA)	1,396
Scottish Certificate for Personal Licence Holders at SCQF Level 6 (BIIAB)	1,063
SVQ in Social Services and Healthcare at SCQF Level 6	1,044
Award in Emergency First Aid at Work at SCQF Level 6 (First Aid Awards Ltd)	906
SVQ in Social Services and Healthcare at SCQF Level 7 (SQA)	852
Scottish Certificate for Personal Licence Holders at SCQF Level 6 (Highfield)	720
SVQ in Social Services (Children and Young People) at SCQF Level 7 (SQA)	655
SVQ 2 in Performing Engineering Operations at SCQF Level 5 (Excellence, Achievement & Learning Ltd)	640
Highfield Award for Working as a Door Supervisor within the Private Security Industry (Scotland) at SCQF Level 6	622

NEBOSH's National General Certificate in Occupational Health and Safety had the highest number of registrations in Q2 of 2019–20. Compared to figures from Q1:

- ◆ Registrations for this qualification in Q2 were 21.4% lower than in Q1.

Table 2: Top 10 performing qualifications in terms of certifications

Qualification title	Certifications
NEBOSH National General Certificate in Occupational Health and Safety	1,611
Award in Emergency First Aid at Work at SCQF Level 6 (SQA)	1,279
Scottish Certificate for Personal Licence Holders at SCQF Level 6 (BIIAB)	1,037
SVQ in Social Services and Healthcare at SCQF Level 6 (SQA)	908
Award in Emergency First Aid at Work at SCQF Level 6 (First Aid Awards Ltd)	900
Scottish Certificate for Personal Licence Holders at SCQF Level 6 (Highfield)	707
SVQ in Social Services (Children and Young People) at SCQF Level 7 (SQA)	602
SVQ in Social Services and Healthcare at SCQF Level 7 (SQA)	601
SVQ 2 in Performing Engineering Operations at SCQF Level 5 (EAL)	556
Safecert SCQF Level 6 Award in Emergency First Aid at Work	548

The NEBOSH National General Certificate in Occupational Health and Safety had the highest number of certifications in Q2 of 2019–20. Compared to figures from Q1:

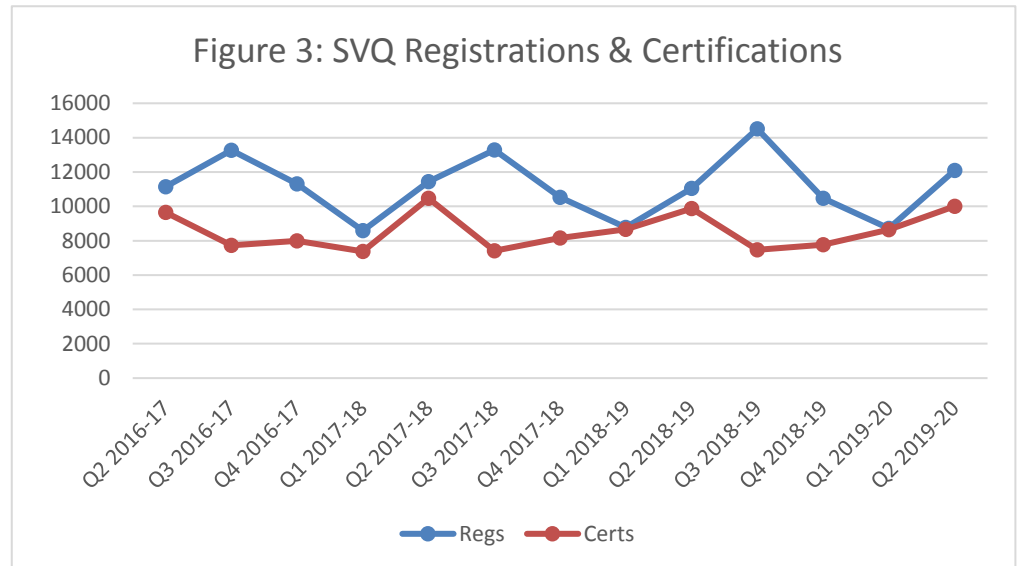
- ◆ Certifications for this qualification in were 4.5% higher than in Q1.

2.3 Registrations & certifications by qualification type

The following figures detail the number of registrations and certifications over a three-year period, broken-down by qualification type.

2.3.1 SVQs

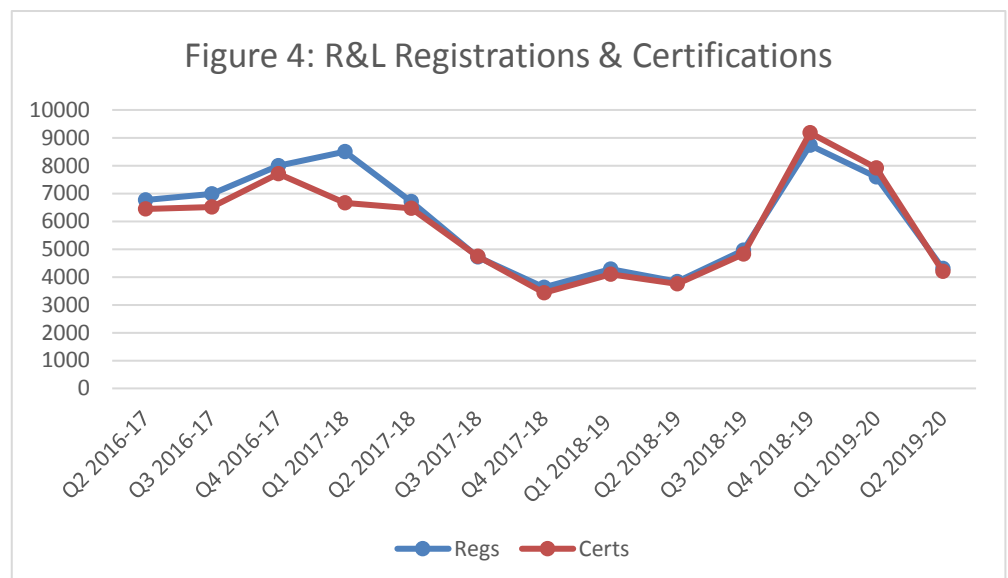
- ◆ 12,097 registrations
- ◆ 9,999 certifications



- ◆ Compared to Q1 of 2019-20, the number of SVQ registrations has increased by 38.8%.
- ◆ SVQ certifications in Q2 2019-20 are 15.7% more than those in Q1 of 2019-20.

2.3.2 Regulatory & Licensing (R&L)

- ◆ 4,310 registrations
- ◆ 4,204 certifications

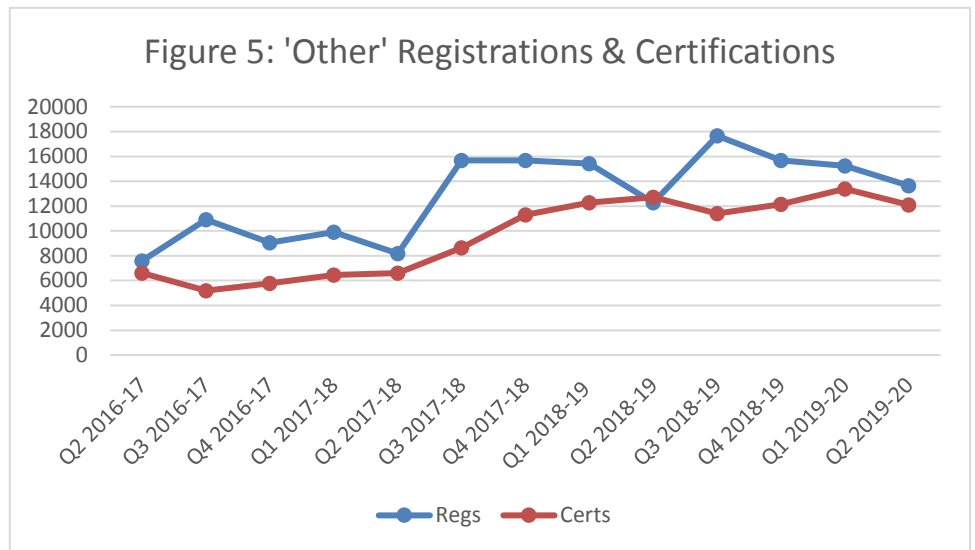


In comparison to Q1 of 2019–20:

- ◆ R&L registrations are 43.2% lower in Q2.
- ◆ R&L certifications are 46.9% lower in Q2.

2.3.3 'Other' qualifications

- ◆ 13,636 registrations
- ◆ 12,096 certifications



In comparison to Q1:

- ◆ Registrations for 'other' qualifications have decreased by 10.6%.
- ◆ Certifications for 'other' qualifications have decreased by 9.7%.

2.4 Analysis by awarding body

There are currently 40 awarding bodies approved by SQA Accreditation. The number of qualifications offered by each awarding body varies greatly. The five largest awarding bodies, in terms of qualifications offered, are:

Awarding body	Number of accredited qualifications*
Scottish Qualifications Authority (SQA)	618
City & Guilds	108
Excellence, Achievement & Learning (EAL)	88
Institute of the Motor Industry (IMI)	77
Pearson Education Limited	44

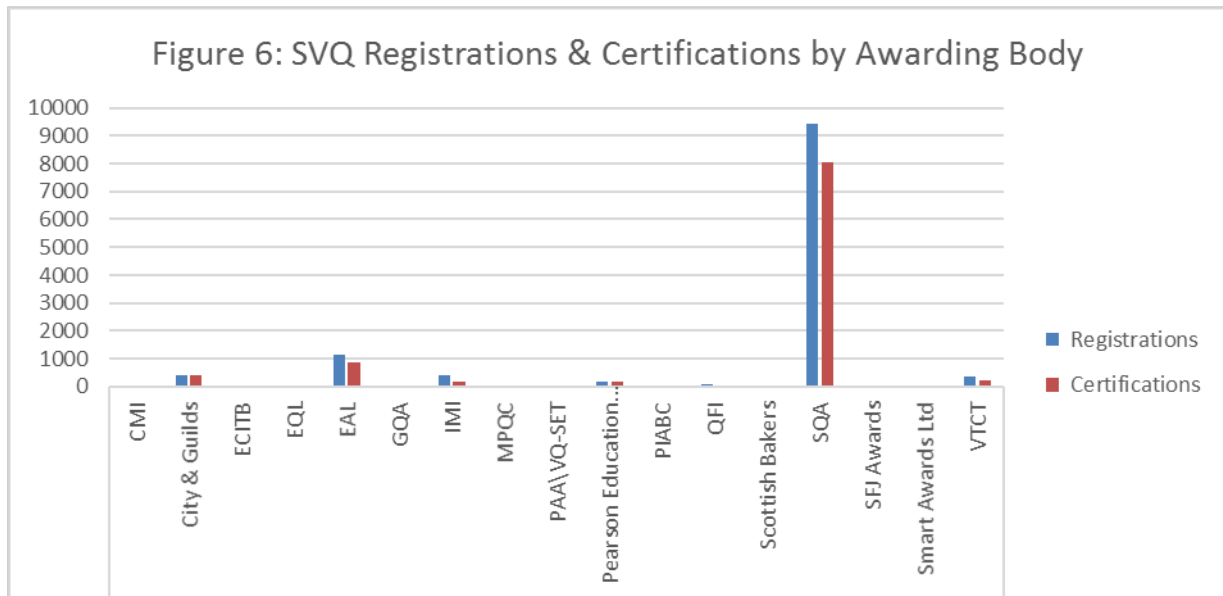
*Including qualifications that have passed their lapse dates.

Registrations and certifications can be further categorised based on qualification type — SVQs, Regulatory & Licensing and 'Other'.

2.4.1 SVQs

SQA continues to have the highest number of SVQ registrations and certifications:

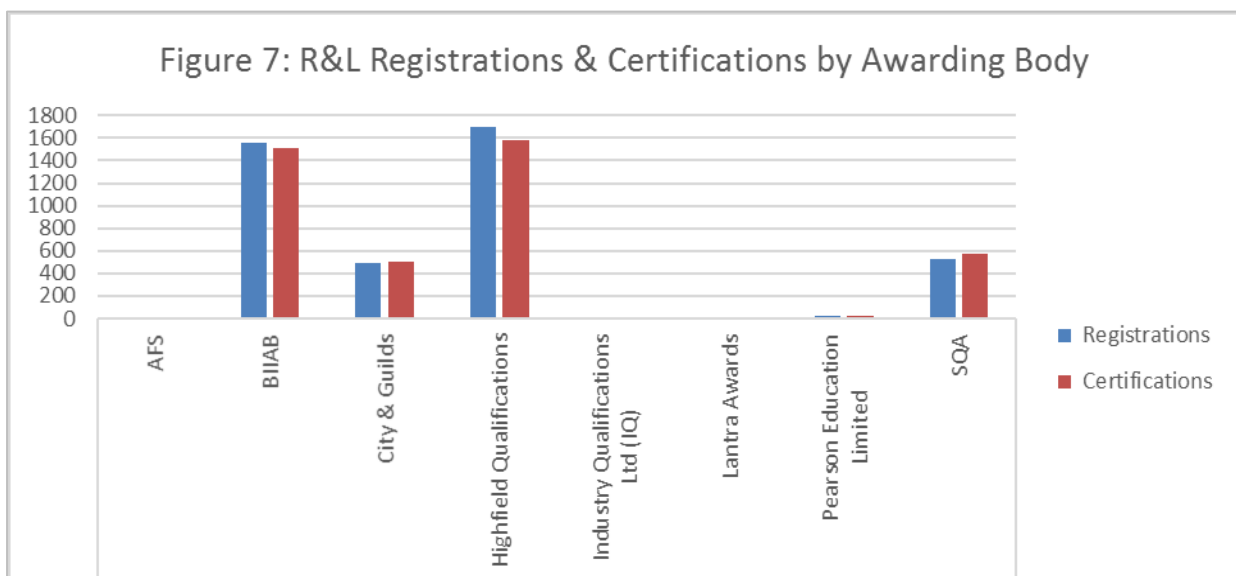
- ◆ 77.8% of registrations
- ◆ 80.3% of certifications



2.4.2 Regulatory and Licensing

Highfield Qualifications accounted for the highest number of R&L registrations and certifications:

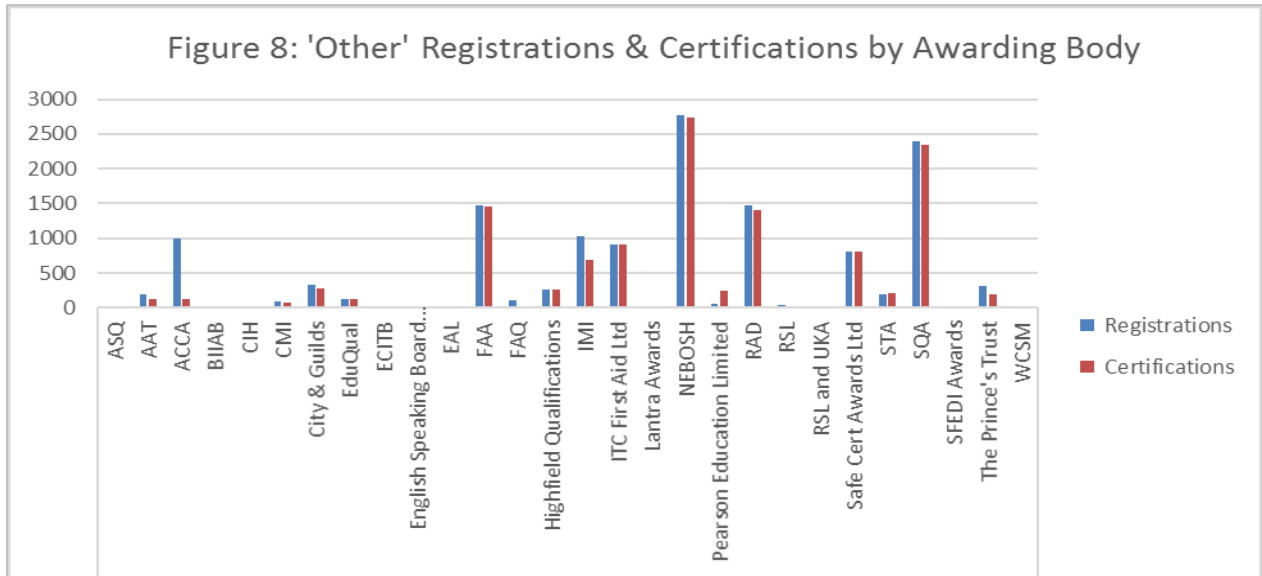
- ◆ 39.4% of registrations
- ◆ 37.7% of certifications



2.4.3 'Other' qualifications

NEBOSH continues to have the highest number of 'Other' registrations and certifications of this qualification type:

- ◆ 20.3% of registrations
- ◆ 22.6% of certifications

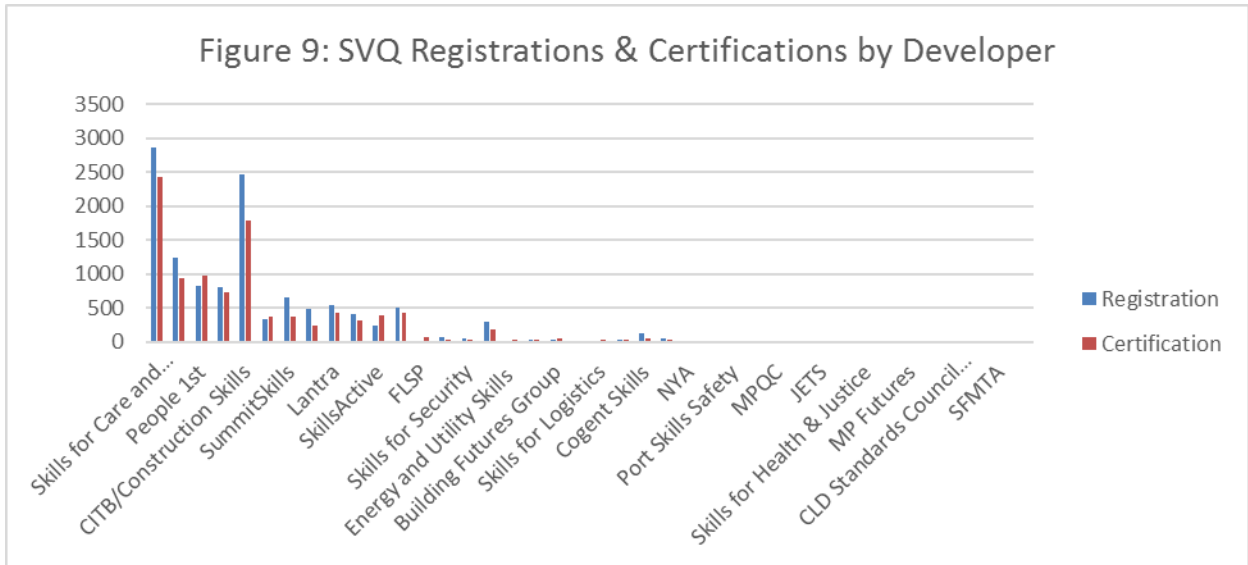


2.5 Analysis by developer

This section compares the registrations and certifications by developer across the three qualification types — SVQs, Regulatory & Licensing and 'Other'.

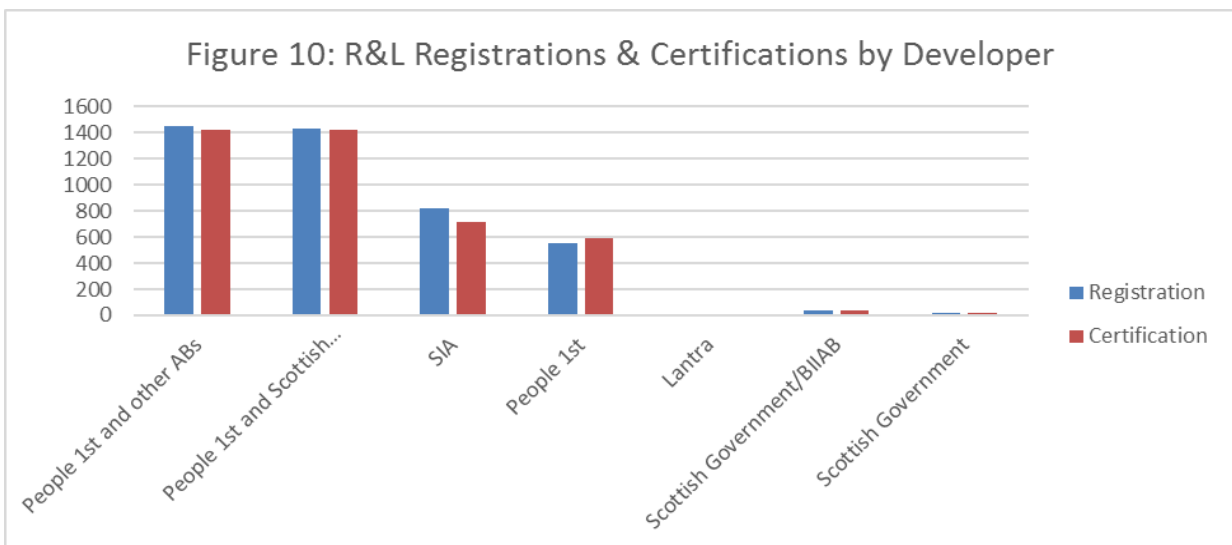
2.5.1 SVQs

SVQs are favoured across a wide range of developers. Skills for Care and Development account for the largest proportion of SVQ registrations and certifications — 23.6% and 24.3%, respectively.



2.5.2 Regulatory and Licensing

Compared to SVQs, Regulatory & Licensing qualifications are offered by a smaller range of developers, and are largely in the Security and First Aid sectors. People 1st and other awarding bodies account for the largest proportion of registrations — 33.6%. People 1st and the Scottish Government account for the largest proportion of certifications — 33.8%.



2.5.3 'Other' qualifications

While a wide range of organisations develop 'Other' qualifications across different industries, the majority of registrations can be attributed to a small number of developers, and hence a small number of sectors.

The largest proportion of registrations and certifications are in qualifications developed by the First Aid Awarding Organisation Forum — 35.3% of registrations and 38.8% of certifications.



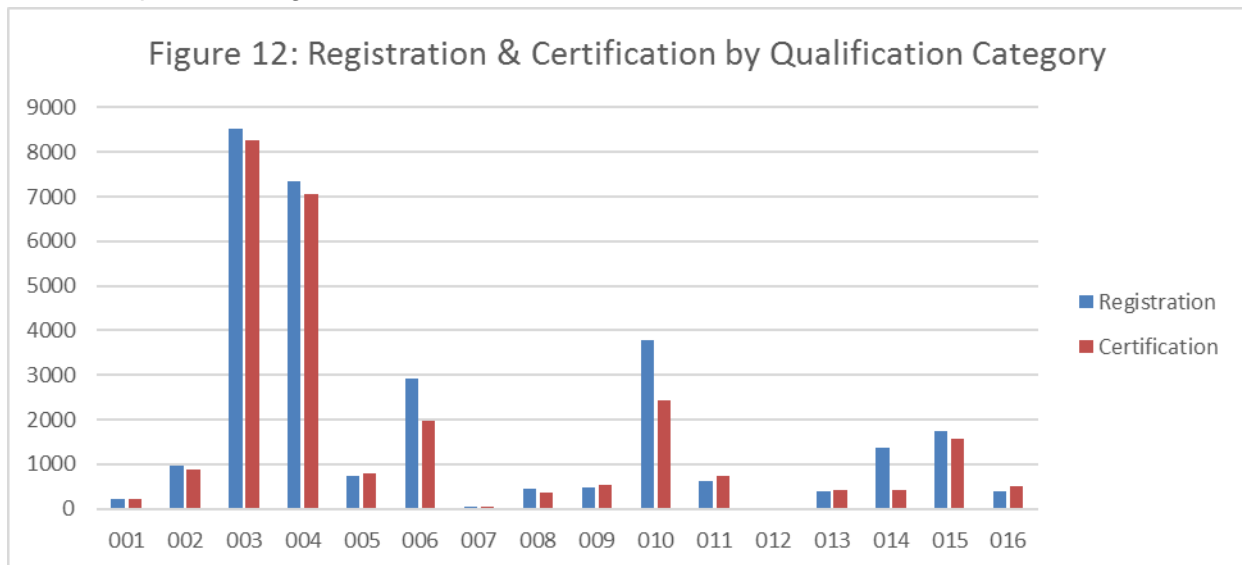
2.6 New qualification categories

Starting on 1 April 2019, SQA Accreditation has changed the way it categorises qualifications. Following a review of the Areas of Competence, we have adopted a new 16-category system. This review evaluated the Areas of Competence in terms of fitness-for-purpose, taking into account the current landscape of qualifications, and determined that the new system is more applicable and relevant, and will lead to more meaningful analysis. The following categories will be used:

- 001 Land-based and Aquaculture
- 002 Business Administration
- 003 Health care, Social care and Childcare
- 004 Protective Services
- 005 Catering, Hospitality and Tourism
- 006 Construction
- 007 Creative and Design
- 008 IT and Digital
- 009 Education and Training
- 010 Engineering and Manufacturing
- 011 Hair and Beauty
- 012 Science and Mathematics
- 013 Retail
- 014 Legal and Financial

015 Sports and Active Leisure

016 Transport and Logistics



The area with the highest number of registrations and certifications is 003 Health care, Social care and Childcare:

- ◆ 28.4% of registrations
- ◆ 31.4% of certifications

By qualification type, the qualification categories with the highest number of registrations and certifications are:

Qualification type	Highest number of registrations		Highest number of certifications	
	Category	% of total regs	Category	% of total certs
SVQs	003	25.1%	003	27.6%
Regulatory & Licensing	004	100%	004	100%
Other	003	40.2%	003	45.5%

3 Workplace Core Skills

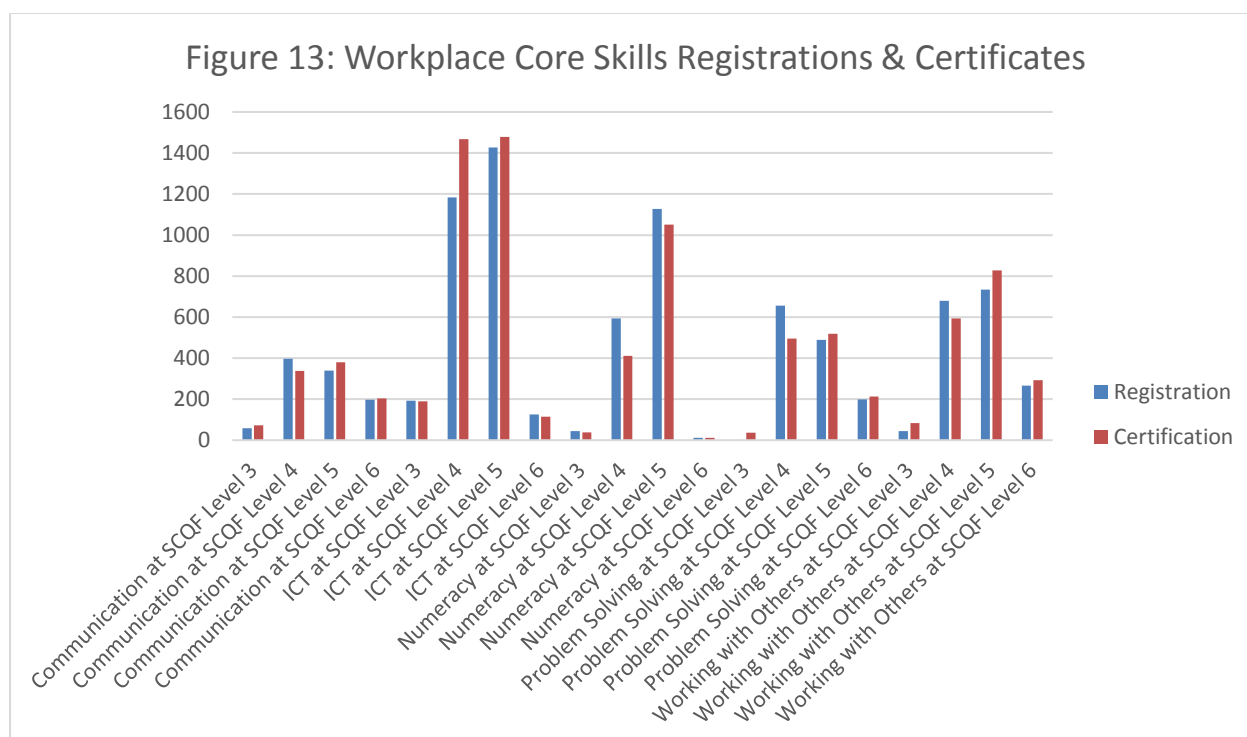
Workplace Core Skills are the broad, transferable skills that help to develop the main capabilities people need to be full, active and responsible members of society. Workplace Core Skills were specifically developed to assess Core Skills in a work environment. They contribute to employability and are a component of Modern Apprenticeships in Scotland. Each Workplace Core Skill is available at SCQF levels 3 to 6.

The five Workplace Core Skills are:

- ◆ Communication
- ◆ Information and Communication Technology (ICT)
- ◆ Numeracy
- ◆ Problem Solving
- ◆ Working with Others

At the end of Q2 2019–20, there were:

- ◆ 145 accredited Workplace Core Skills
- ◆ 8,768 registrations (an increase of 3.6% compared to Q1)
- ◆ 8,815 certifications (an increase of 15.2% compared to Q1)



Workplace Core Skills are offered by eight awarding bodies.

Awarding body	Registrations	Certifications
British Institute of Innkeepers Awarding Body (BIAB)	0	0
City & Guilds*	0	380
Excellence, Achievement & Learning Ltd (EAL)	210	92
Institute of the Motor Industry (IMI)	386	730
Pearson Education Limited	951	628
Qualifications for Industry (QFI)	98	77
Scottish Qualifications Authority (SQA)	7,123	6,896
Vocational Training Charitable Trust (VTCT)	0*	12
Grand total	8,768	8,815

*City & Guilds register candidates for Workplace Core Skills on a one-to-many basis using their internal Programme of Study number (PoS), therefore it is not possible at this time to generate registration figures for each Core Skill.

SQA continues to have the highest registrations and certifications for Workplace Core Skills:

- ◆ 81.2% of registrations
- ◆ 78.2% of certifications