

Quarterly Statistics Report

Highlights for Quarter 3:

1 October–31 December 2019

Publication date: February 2020

Publication code: IG140220

Published by the Scottish Qualifications Authority

SQA Accreditation

The Optima Building, 58 Robertson Street, Glasgow, G2 8DQ

Lowden, 24 Wester Shawfair, Dalkeith, Midlothian EH22 1FD

<https://accreditation.sqa.org.uk>

The information in this publication may be reproduced in support of SQA qualifications. If it is reproduced, SQA should be clearly acknowledged as the source. If it is to be used for any other purpose, then written permission must be obtained from SQA. It must not be reproduced for trade or commercial purposes.

© Scottish Qualifications Authority 2019

Contents

Executive Summary	1
1 Introduction	2
2 Accredited qualifications	3
2.1 Total candidate registrations and certifications	4
2.1.1 Registrations	4
2.1.2 Certifications	4
2.2 Top ten qualifications	4
2.3 Registrations and certifications by qualification type	6
2.3.1 SVQs	6
2.3.2 Regulatory & Licensing (R&L)	6
2.3.3 'Other' qualifications	7
2.4 Analysis by Awarding Body	7
2.3.1 SVQs	8
2.3.2 Regulatory and Licensing	8
2.3.3 'Other' qualifications	9
2.5 Analysis by developer	10
2.5.1 SVQs	10
2.5.2 Regulatory and Licensing	10
2.5.3 'Other' qualifications	11
2.6 Analysis by qualification categories	11
3 Workplace Core Skills	13

Executive summary

This report provides statistical information regarding SQA Accreditation approved qualifications for the third quarter (Q3) of 2019–20 (1 October – 31 December 2019). This data is submitted by awarding bodies, who are responsible for quality assuring their data submissions.

Accredited qualifications

At the end of this period there were 820 accredited qualifications: 525 Scottish Vocational Qualifications (SVQs), 24 Regulatory and Licensing qualifications, 271 'Other' qualifications.

Data submissions

There were a total of 37,651 (increase of 25.3% from Q2) registrations and 23,144 (decrease of 12% from Q2) certifications in Q3.

SVQs

Of this total, 15,489 were SVQ registrations and 7,871 were SVQ certifications. The SQA awarding body had the highest percentage of SVQ registrations (76.7%) and certifications (85.7%). Skills for Care and Development account for the largest proportion of SVQ registrations and certifications — 26.6% and 31%, respectively.

Regulatory & Licensing qualifications

There were 3,846 registrations and 3,737 certifications, a decrease of 10% and 11% respectively compared to Q2. Highfield Qualifications accounted for 44.9% of registrations and 44% of certifications. People 1st and the Scottish Government account for the largest proportion of registrations and certifications — 39% and 40%, respectively.

'Other' qualifications

There were 18,316 registrations and 11,536 certifications, an increase of 34.3% in registrations and 4.6% decrease in certifications. NEBOSH accounted for 26.5% of registrations, however SQA accounted for the highest number of certifications, 22%. The largest proportion of registrations and certifications are in qualifications developed by the First Aid Awarding Organisation Forum — 36% of registrations and 56.4% of certifications.

Qualification category

The area with the highest number of registrations and certifications is 003 Health Care, Social Care and Childcare.

1 Introduction

SQA Accreditation is the national accrediting body for Scotland with a statutory remit under Scottish legislation to accredit and quality assure qualifications in Scotland. Although part of the Scottish Qualifications Authority, SQA Accreditation is distinct and autonomous from SQA's awarding function.

SQA Accreditation sets and specifies the requirements for accrediting qualifications to safeguard and support the interests of learners, parents, funding bodies, employers, providers and Scottish Government. We do this to promote and maintain public confidence in accredited qualifications and approved awarding bodies.

This report summarises the qualification data that has been provided to us by approved awarding bodies, referred to as data submissions. This information covers SQA accredited qualifications during the third quarter (Q3) of 2019-20 (1 October–31 December 2019) and shows the number of candidates who were:

- ◆ registered for an SQA accredited qualification
- ◆ certificated for an SQA accredited qualification

The data has been analysed in relation to:

- ◆ qualification type
- ◆ awarding body
- ◆ developer
- ◆ qualification category (i.e. classification)
- ◆ Workplace Core Skills

For upcoming data submissions, the following deadline dates apply and must be adhered to by all awarding bodies to ensure consistency and accuracy of data in future reports:

Quarter	Submission deadline
Quarter 4 (1 January–31 March 2020)	14 April 2020
Quarter 1 (1 April–30 June 2020)	14 July 2020
Quarter 2 (1 July–30 September 2020)	14 October 2020
Quarter 3 (1 October–31 December 2020)	18 January 2021

Data submission guidance can be found here:

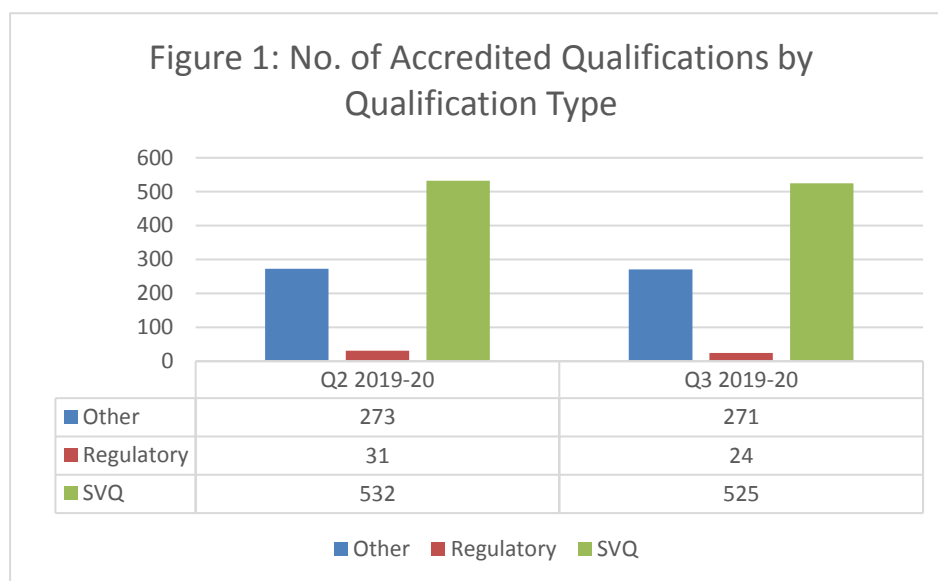
https://accreditation.sqa.org.uk/accreditation/Research_and_Statistics/Data_Collection_Requirements_And_Guidance

2 Accredited qualifications

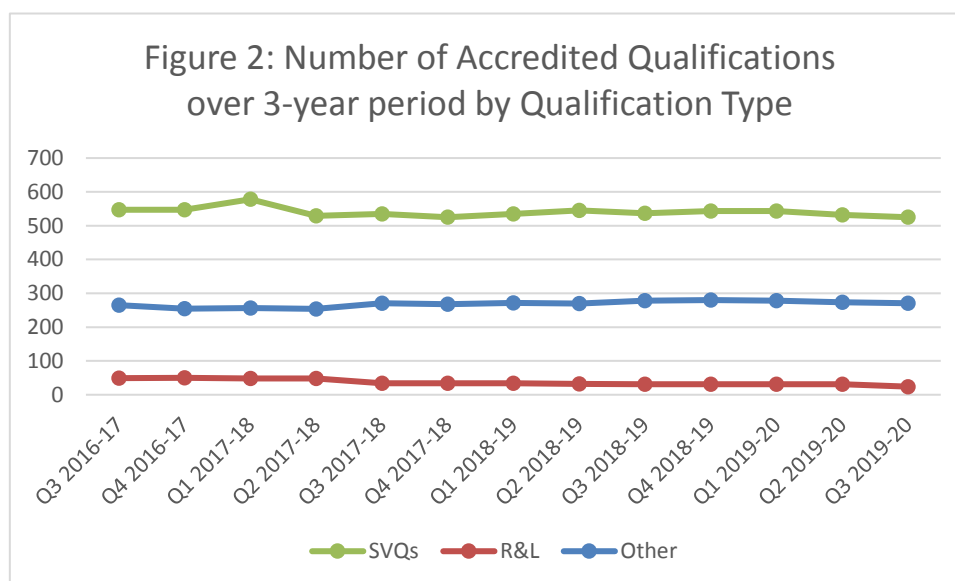
At the end of Q3 of 2019–20 there were 820 live accredited qualifications.¹

- ◆ **525 SVQs** (64%)
- ◆ **24 Regulatory and Licensing qualifications** (3%)
- ◆ **271 'Other' qualifications** (33%)

¹ Note that this total does not include qualifications that are within their lapsing period.



Compared to Q2, the total number of accredited qualifications has decreased by 16, (equating to a 2% decrease). The number of accredited qualifications has remained relatively stable in the last three years.



2.1 Total candidate registrations and certifications

2.1.1 Registrations

37,651 candidates were registered for SQA accredited qualifications in Q4.



This is 25.3% greater than in Q2.

2.1.2 Certifications



23,144 certificates were awarded for SQA accredited qualifications in Q4.

This is a 12% decrease compared to Q2.

2.2 Top ten qualifications

The qualification with the highest number of both registrations and certifications was the NEBOSH National General Certificate in Occupational Health and Safety.

Table 1: Top 10 performing qualifications in terms of registrations

Qualification title	Registrations
NEBOSH National General Certificate in Occupational Health and Safety (NEBOSH)	2,002
SVQ in Social Services and Healthcare at SCQF Level 6	1,583
SafeCert in SCQF Level 6 Award in Emergency First Aid at Work	1,391
Award in Emergency First Aid at Work at SCQF Level 6 (SQA)	1,346
SVQ in Social Services (Children and Young People) at SCQF Level 7	1,119
Award in Emergency First Aid at Work at SCQF Level 6 (FAA)	1,065
Diploma in Light Vehicle Maintenance and Repair Principles at SCQF Level 5 (City & Guilds)	1,016
SVQ in Social Services and Healthcare at SCQF Level 7	971
Scottish Certificate for Personal Licence Holders at SCQF Level 6 (BIIAB)	939
Scottish Certificate for Personal Licence Holders at SCQF Level 6 (Highfield)	845

NEBOSH's National General Certificate in Occupational Health and Safety had the highest number of registrations in Q3 of 2019–20. Compared to figures from Q2:

- ◆ Registrations for this qualification in Q3 were 24% higher than in Q2.

Table 2: Top 10 performing qualifications in terms of certifications

Qualification title	Certifications
Award in Emergency First Aid at Work at SCQF Level 6 (SQA)	1,397
Safecert SCQF Level 6 Award in Emergency First Aid at Work	1,391
NEBOSH National General Certificate in Occupational Health and Safety (NEBOSH)	1,092
Award in Emergency First Aid at Work at SCQF Level 6 (FAA)	1,062
SVQ in Social Services and Healthcare at SCQF Level 6 (SQA)	1,039
Scottish Certificate for Personal Licence Holders at SCQF Level 6 (BIIAB)	895
Scottish Certificate for Personal Licence Holders at SCQF Level 6 (Highfield)	819
SVQ in Social Services (Children and Young People) at SCQF Level 7 (SQA)	593
ITC Certificate in Emergency First Aid at Work at SCQF Level 6 (ITC First Aid)	586
Award in First Aid at Work at SCQF Level 6 (SQA)	569

The Award in Emergency First Aid at Work at SCQF Level 6 (SQA) had the highest number of certifications in Q3 of 2019–20. Compared to figures from Q2:

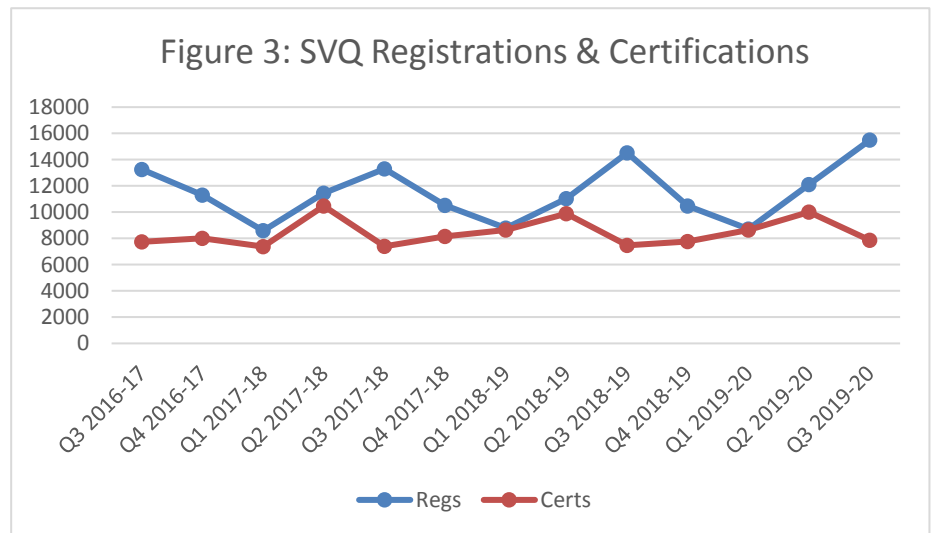
- ◆ Certifications for this qualification in were 9.2% higher than in Q2.

2.3 Registrations and certifications by qualification type

The following figures detail the number of registrations and certifications over a three-year period, broken down by qualification type. As there are peaks and troughs throughout the year for SVQs, it is more appropriate to compare the number of registrations and certifications to the equivalent quarter from the previous year rather than the preceding quarter.

2.3.1 SVQs

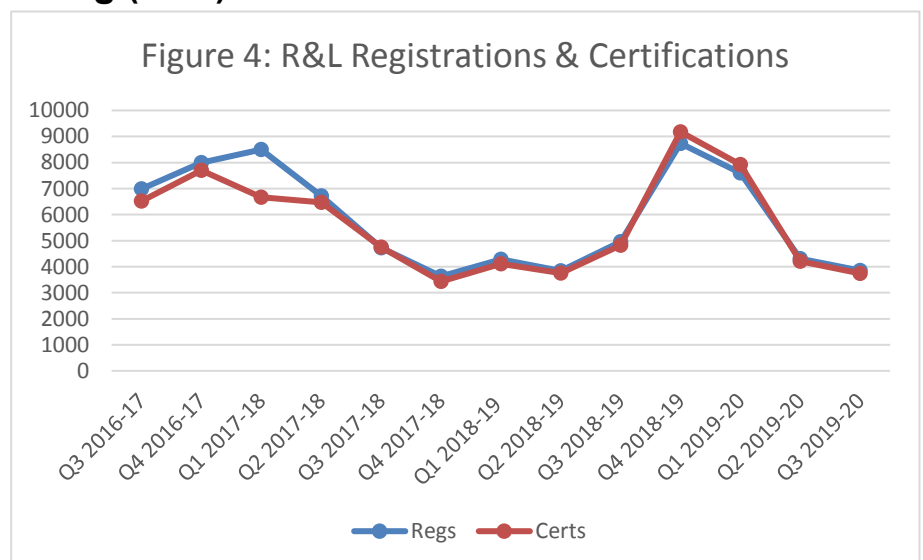
- ◆ 15,489 registrations
- ◆ 7,871 certifications



- ◆ Compared to Q3 of 2018–19, the number of SVQ registrations has increased by 6.7%.
- ◆ SVQ certifications in Q3 2019–20 are 5.5% greater than those in Q3 of 2018–19.

2.3.2 Regulatory & Licensing (R&L)

- ◆ 3,846 registrations
- ◆ 3,737 certifications



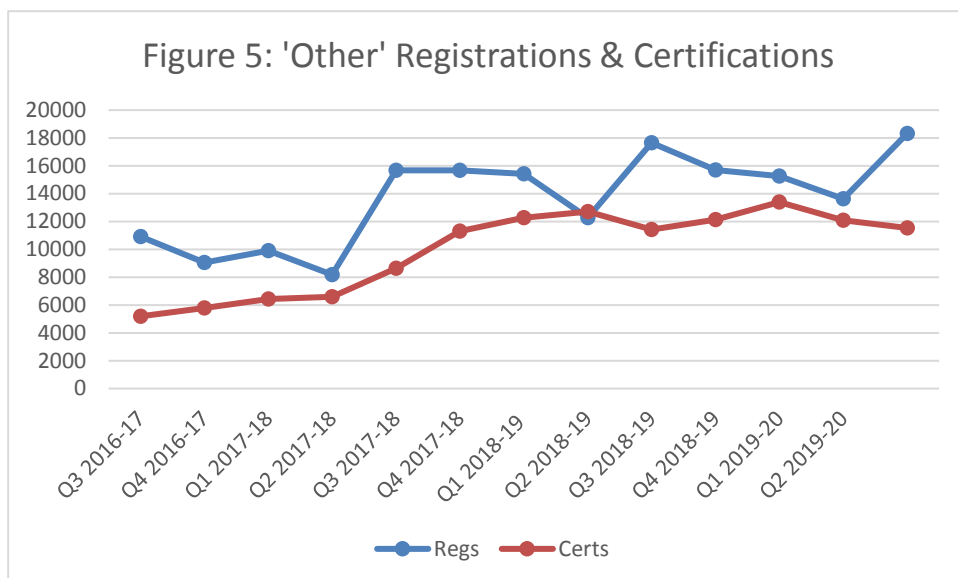
In comparison to Q2 of 2019–20:

- ◆ R&L registrations are 10% lower in Q3.
- ◆ R&L certifications are 11% lower in Q3.

The peak in Q4 2018–19 can be attributed to the Scottish Certificate for Personal License Holders (Refresher) qualifications. The Licensing (Scotland) Act 2005 came into full effect in September 2009, a refresher course is required every 5 years.

2.3.3 'Other' qualifications

- ◆ 18,316 registrations
- ◆ 11,536 certifications



In comparison to Q2:

- ◆ registrations for other qualifications have increased by 34.3%
- ◆ certifications for other qualifications have decreased by 4.6%

2.4 Analysis by awarding body

At the end of the third quarter there were 38 awarding bodies approved by SQA Accreditation. The number of qualifications offered by each awarding body varies greatly. The five largest awarding bodies, in terms of qualifications offered, are:

Awarding body	Number of accredited qualifications*
Scottish Qualifications Authority (SQA)	583
City & Guilds	106
Excellence, Achievement & Learning (EAL)	88
Institute of the Motor Industry (IMI)	74
Qualifications for Industry (QFI)	37

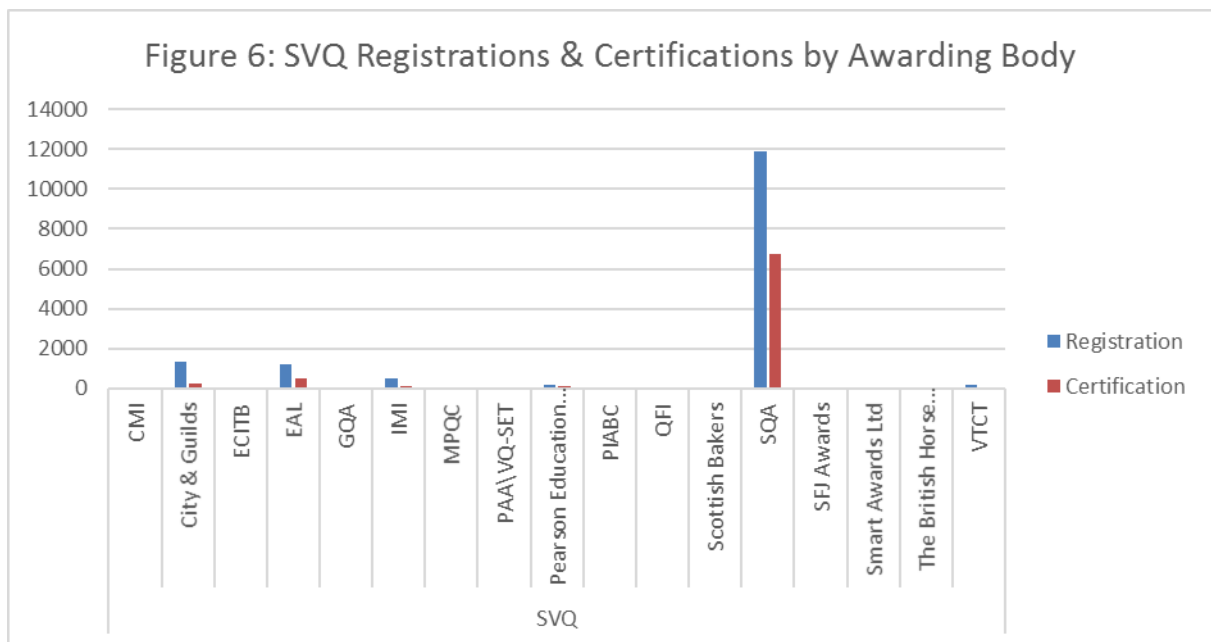
*Including qualifications that have passed their lapse dates.

Registrations and certifications can be further categorised based on qualification type — i.e. SVQs, Regulatory & Licensing and ‘Other’.

2.3.1 SVQs

SQA continues to have the highest number of SVQ registrations and certifications:

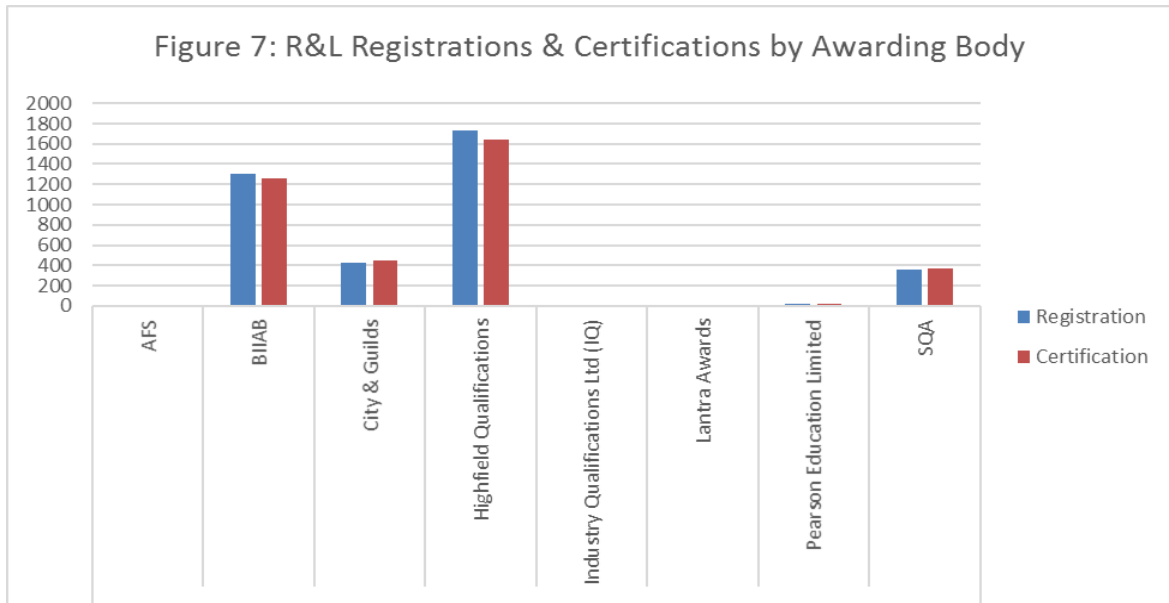
- ◆ 76.7% of registrations
- ◆ 85.7% of certifications



2.3.2 Regulatory and Licensing

Highfield Qualifications accounted for the highest number of R&L registrations and certifications:

- ◆ 44.9% of registrations
- ◆ 44% of certifications



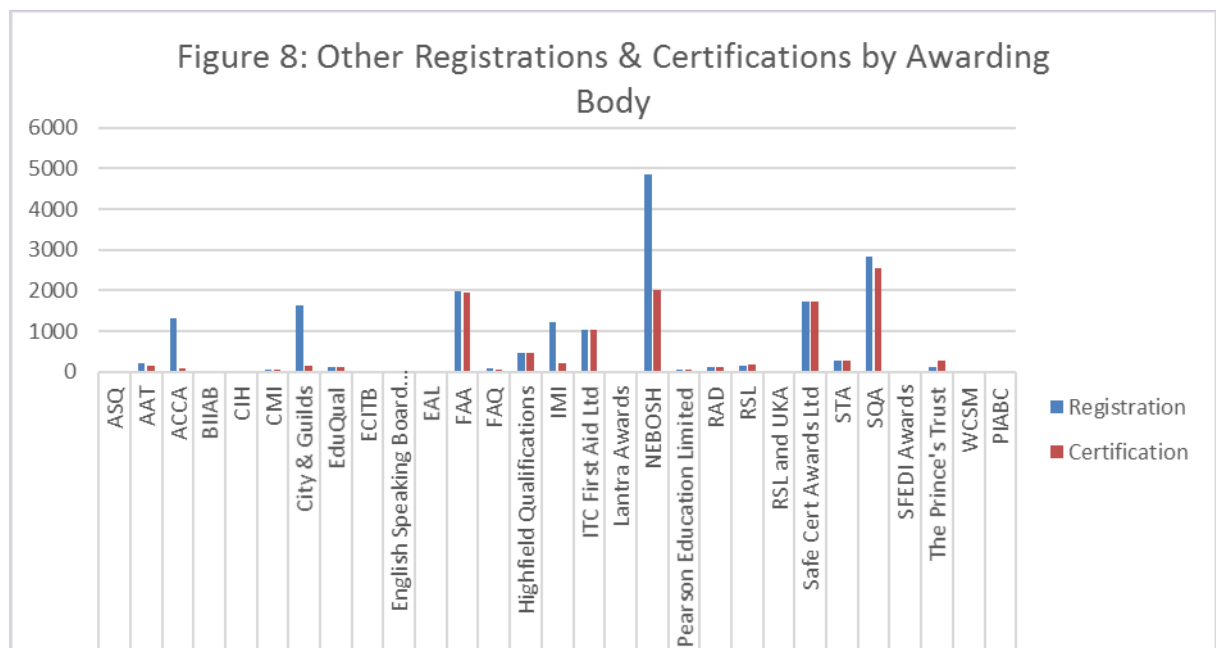
2.3.3 'Other' qualifications

NEBOSH continues to have the highest number of 'Other' registrations:

- ◆ 26.5% of registrations

However, SQA have the highest number of certifications:

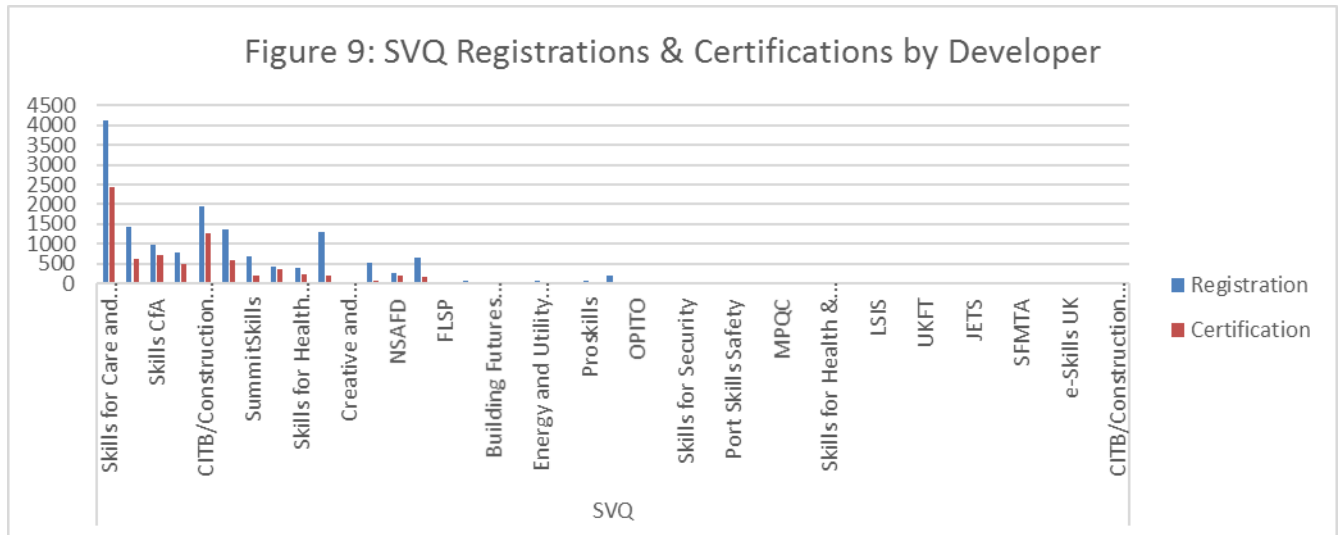
- ◆ 22% of certifications



2.5 Analysis by developer

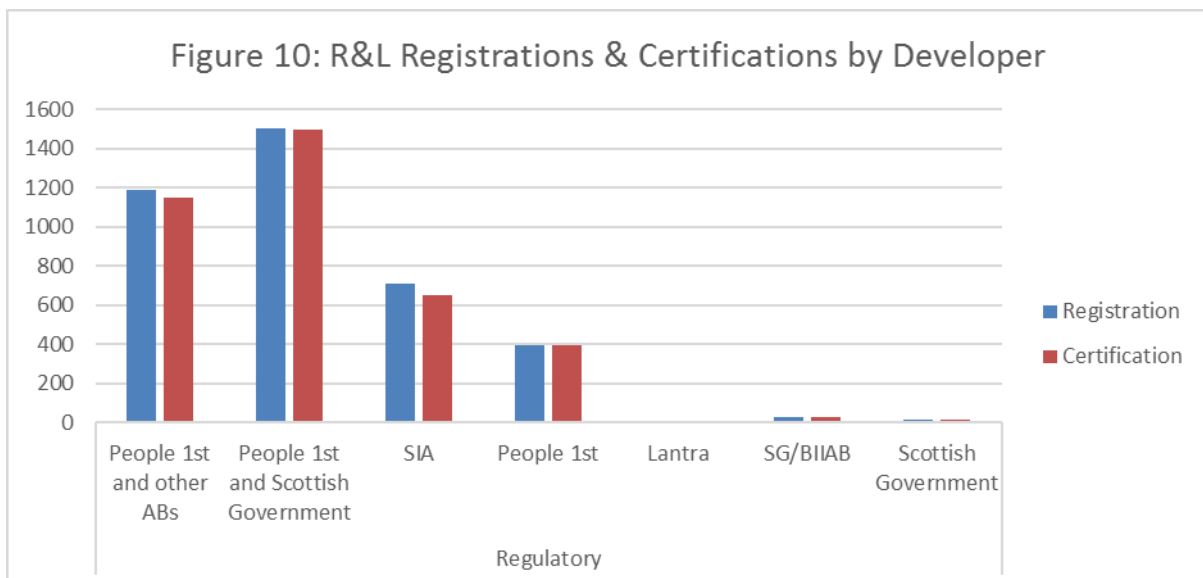
This section compares the registrations and certifications by developer across the three qualification types — SVQs, Regulatory & Licensing and ‘Other’.

2.5.1 SVQs



SVQs are favoured across a wide range of developers. Skills for Care and Development account for the largest proportion of SVQ registrations and certifications — 26.6% and 31%, respectively.

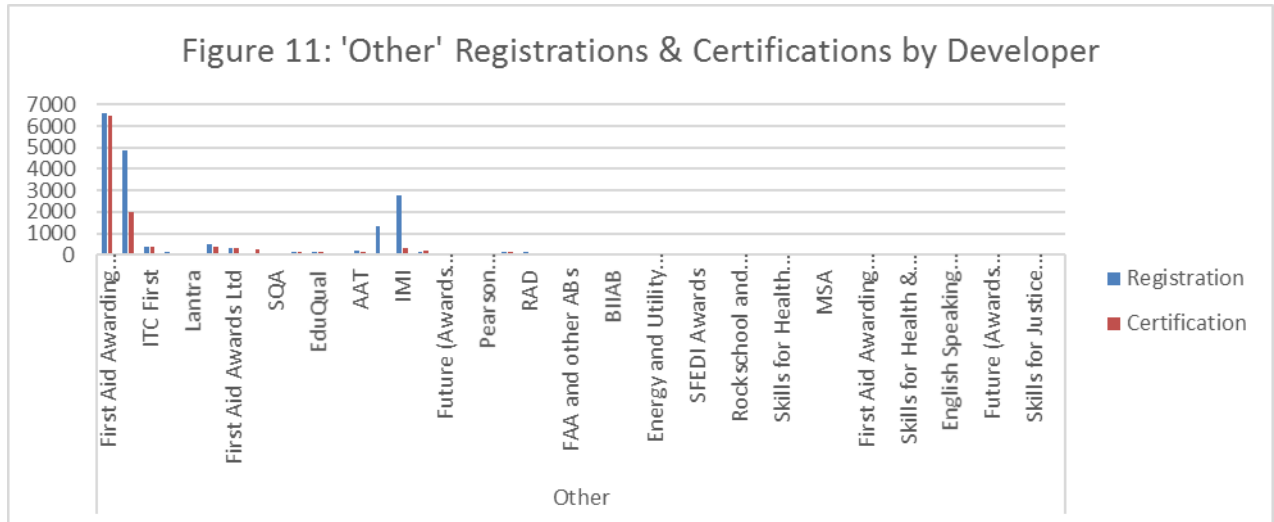
2.5.2 Regulatory and Licensing



Compared to SVQs, Regulatory & Licensing qualifications are offered by a smaller range of developers, and are largely in the Security and First Aid sectors. People 1st and the Scottish Government account for the largest proportion of registrations and certifications — 39% and 40%, respectively.

2.5.3 'Other' qualifications

While a wide range of organisations develop 'Other' qualifications across different industries, the majority of registrations can be attributed to a small number of developers, and hence a small number of sectors.

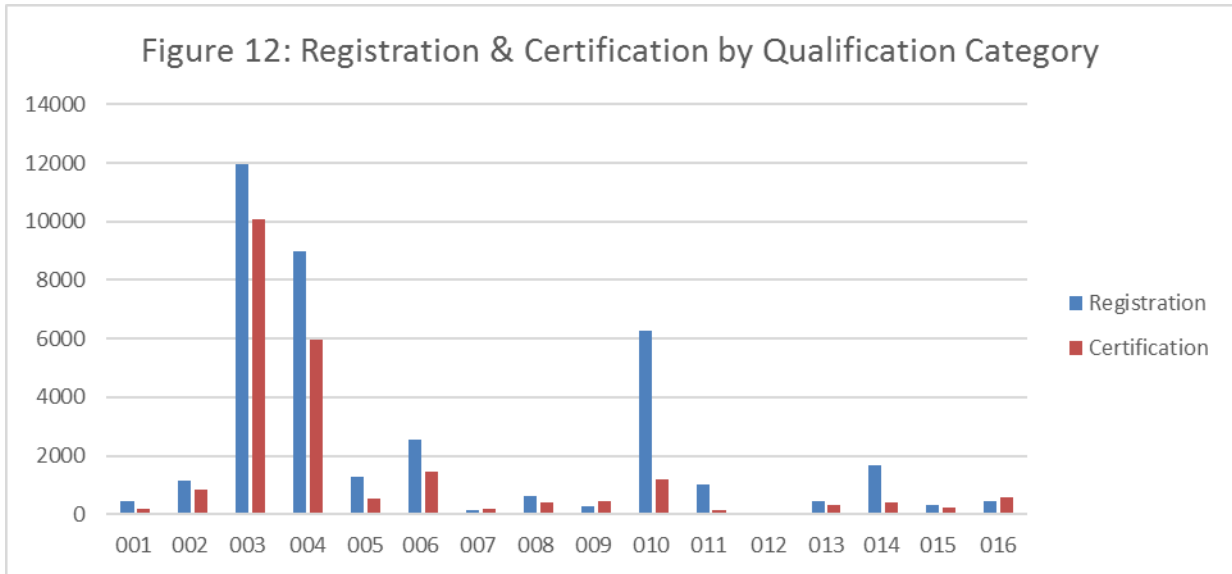


The largest proportion of registrations and certifications are in qualifications developed by the First Aid Awarding Organisation Forum — 36% of registrations and 56.4% of certifications.

2.6 Analysis by qualification categories

SQA Accreditation assign qualifications to one of the following 16 qualification categories:

- ◆ 001 Land-based and Aquaculture
- ◆ 002 Business Administration
- ◆ 003 Health care, Social care and Childcare
- ◆ 004 Protective Services
- ◆ 005 Catering, Hospitality and Tourism
- ◆ 006 Construction
- ◆ 007 Creative and Design
- ◆ 008 IT and Digital
- ◆ 009 Education and Training
- ◆ 010 Engineering and Manufacturing
- ◆ 011 Hair and Beauty
- ◆ 012 Science and Mathematics
- ◆ 013 Retail
- ◆ 014 Legal and Financial
- ◆ 015 Sports and Active Leisure
- ◆ 016 Transport and Logistics



The area with the highest number of registrations and certifications is 003 Health Care, Social Care and Childcare.

- ◆ 31.7% of registrations
- ◆ 43.5% of certifications

By qualification type, the areas of competence with the highest number of registrations and certifications are:

Qualification type	Highest number of registrations		Highest number of certifications	
	Category	% of total regs	Category	% of total certs
SVQs	003	28.4%	003	32.9%
Regulatory & Licensing	004	100%	004	100%
Other	003	41.3%	003	64.8%

3 Workplace Core Skills

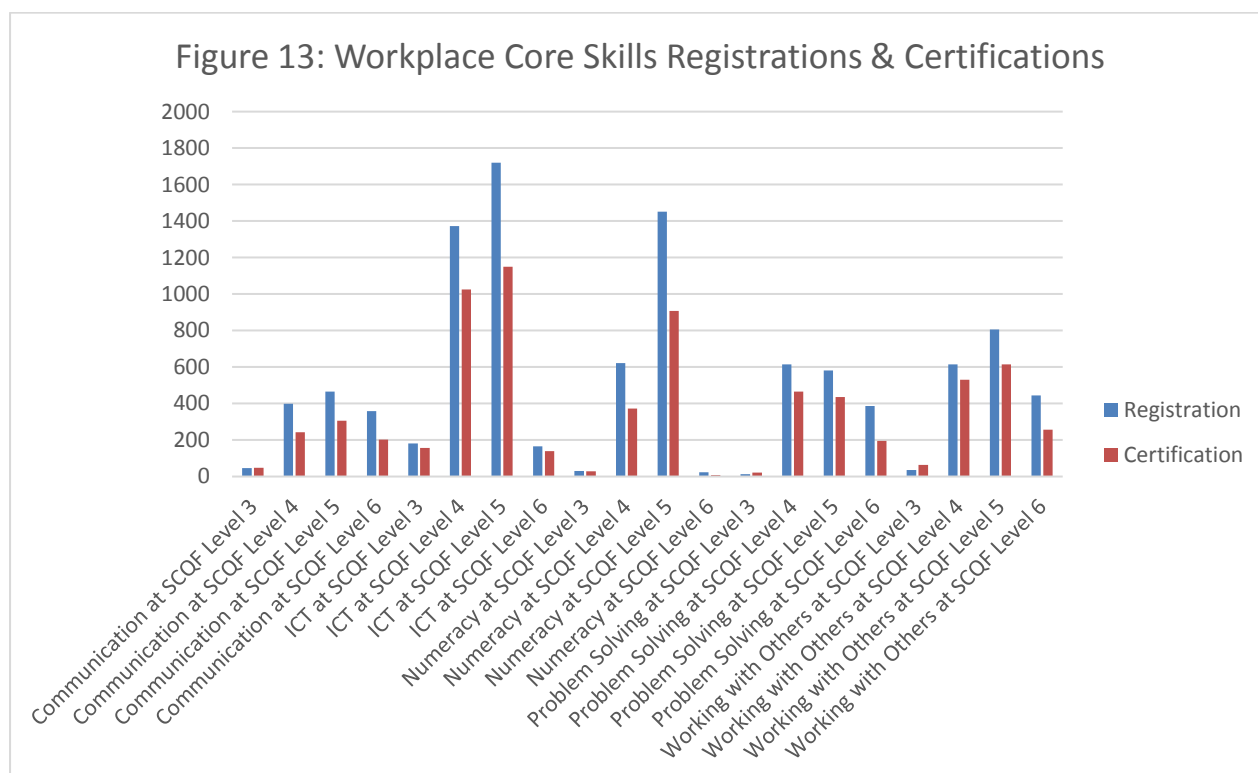
Workplace Core Skills are the broad, transferable skills that help to develop the main capabilities people need to be full, active and responsible members of society. Workplace Core Skills were specifically developed to assess Core Skills in a work environment. They contribute to employability and are a component of Modern Apprenticeships in Scotland. Each Workplace Core Skill is available at SCQF levels 3 to 6.

The five Workplace Core Skills are:

- ◆ Communication
- ◆ Information and Communication Technology (ICT)
- ◆ Numeracy
- ◆ Problem Solving
- ◆ Working with Others

At the end of Q3 2019–20, there were:

- ◆ 145 accredited Workplace Core Skills
- ◆ 10,331 registrations (an increase of 17.8% compared to Q2)
- ◆ 7,169 certifications (a reduction of 18.7% compared to Q2)



Workplace Core Skills are offered by eight awarding bodies.

Awarding body	Registrations	Certifications
British Institute of Innkeepers Awarding Body (BIIAB)	0	0
City & Guilds*	0	292
Excellence, Achievement & Learning Ltd (EAL)	199	115
Institute of the Motor Industry (IMI)	611	392
Pearson Education Limited	867	246
Qualifications for Industry (QFI)	36	53
Scottish Qualifications Authority (SQA)	8,618	6,070
Vocational Training Charitable Trust (VTCT)	0	0*
Grand total	10,331	7,168

*City & Guilds register candidates for Workplace Core Skills on a one-to-many basis using their internal Programme of Study number (PoS), therefore it is not possible at this time to generate registration figures for each Core Skill.

SQA continues to have the highest registrations and certifications for Workplace Core Skills:

- ◆ 83.4% of registrations
- ◆ 84.7% of certifications