

# Quarterly Statistics Report

## Highlights for Quarter 4 2020–21:

1 January – 31 March 2021

Publication date: May 2021

Publication code: DE8337

Published by the Scottish Qualifications Authority

SQA Accreditation

The Optima Building, 58 Robertson Street, Glasgow, G2 8DQ

Lowden, 24 Wester Shawfair, Dalkeith, Midlothian EH22 1FD

<https://accreditation.sqa.org.uk>

The information in this publication may be reproduced in support of SQA qualifications. If it is reproduced, SQA should be clearly acknowledged as the source. If it is to be used for any other purpose, then written permission must be obtained from SQA. It must not be reproduced for trade or commercial purposes.

© Scottish Qualifications Authority 2021

# Contents

<b>Executive summary</b>	<b>1</b>
<b>1 Introduction</b>	<b>2</b>
<b>2 Accredited qualifications</b>	<b>3</b>
2.1 Total candidate registrations and certifications	4
2.1.1 Registrations	4
2.1.2 Certifications	4
2.2 Top ten qualifications	4
2.3 Registrations and certifications by qualification type	6
2.3.1 SVQs	6
2.3.2 Regulatory & Licensing (R&L)	6
2.3.3 'Other' qualifications	7
2.4 Analysis by Awarding Body	7
2.4.1 SVQs	7
2.4.2 Regulatory and Licensing	8
2.4.3 'Other' qualifications	8
2.5 Analysis by developer	9
2.5.1 SVQs	9
2.5.2 Regulatory and Licensing	10
2.5.3 'Other' qualifications	10
2.6 Analysis by qualification categories	11
<b>3 Workplace Core Skills</b>	<b>13</b>

# Executive summary

This report provides statistical information on SQA Accreditation approved qualifications for the fourth quarter (Q4) of 2020–21 (1 January – 31 March 2021). This data is submitted by awarding bodies, who are responsible for quality assuring their data submissions.

## Accredited qualifications

At the end of this period there were 749 accredited qualifications: 468 Scottish Vocational Qualifications (SVQs), 23 Regulatory and Licensing qualifications, and 258 'Other' qualifications.

## Data submissions

There were a total of 21,724 registrations (decrease of 20.5% from Q3) and 15,740 certifications (decrease of 16.1% from Q3) in Q4.

### SVQs

Of this total, 8,982 (32.8%) were SVQ registrations and 5,604 (20.5%) were SVQ certifications. The SQA awarding body had the highest percentage of SVQ registrations (87.7%) and certifications (88.3%). The developer with the most registrations and certifications was Skills for Care and Development — 37.4% and 35.0%, respectively.

### Regulatory & Licensing qualifications

There were 2,198 registrations and 1,862 certifications, an decrease of 3.3% and an decrease of 13.8% respectively compared to Q3. Highfield Qualifications accounted for 46.3% of registrations and 45.4% of certifications. The developers with the most registrations and certifications was Scottish Government — 68.4% and 59.3% respectively.

### 'Other' qualifications

There were 10,549 registrations and 8,274 certifications, an decrease of 21.4% in registrations and 10.5% decreased in certifications. NEBOSH accounted for 37.5% of registrations, and 37.2% of certifications. The developer with the largest proportion of registrations and certifications was NEBOSH — 37.0% of registrations 37.2% of certifications.

### Qualification category

The area with the highest number of registrations and certifications is 003 Health Care, Social Care and Childcare, as it was in Q3.

### Workplace Core Skills

There were a total of 8,354 registrations (an increase of 12.1% compared to Q3) and 5,014 certifications (an decrease of 30.0% compared to Q3).

# 1 Introduction

SQA Accreditation is the national accrediting body for Scotland with a statutory remit under the Education (Scotland) Act 1996 to accredit and quality assure qualifications in Scotland. Although part of the Scottish Qualifications Authority, SQA Accreditation is distinct and autonomous from SQA's awarding function.

SQA Accreditation sets and specifies the requirements for accrediting qualifications to safeguard and support the interests of learners, parents, funding bodies, employers, providers and Scottish Government. We do this to promote and maintain public confidence in accredited qualifications and approved awarding bodies.

This report summarises the qualification data that has been provided to us by approved awarding bodies, referred to as data submissions. This information covers SQA accredited qualifications during the second quarter second quarter (Q4) of 2020–21 (1 January – 31 March 2021) and shows the number of candidates who were:

- ♦ registered for an SQA accredited qualification
- ♦ certificated for an SQA accredited qualification

The data has been analysed in relation to:

- ♦ qualification type
- ♦ awarding body
- ♦ developer
- ♦ qualification category (classification)
- ♦ Workplace Core Skills

For upcoming data submissions, the following deadline dates apply and must be adhered to by all awarding bodies to ensure consistency and accuracy of data in future reports:

Quarter	Submission deadline
Quarter 1 (1 April – 30 June 2021)	14 July 2021
Quarter 2 (1 July – 30 September 2021)	14 October 2021
Quarter 3 (1 October – 31 December 2021)	14 January 2022
Quarter 4 (1 January – 31 March 2021)	14 April 2022

Data submission guidance can be found here:

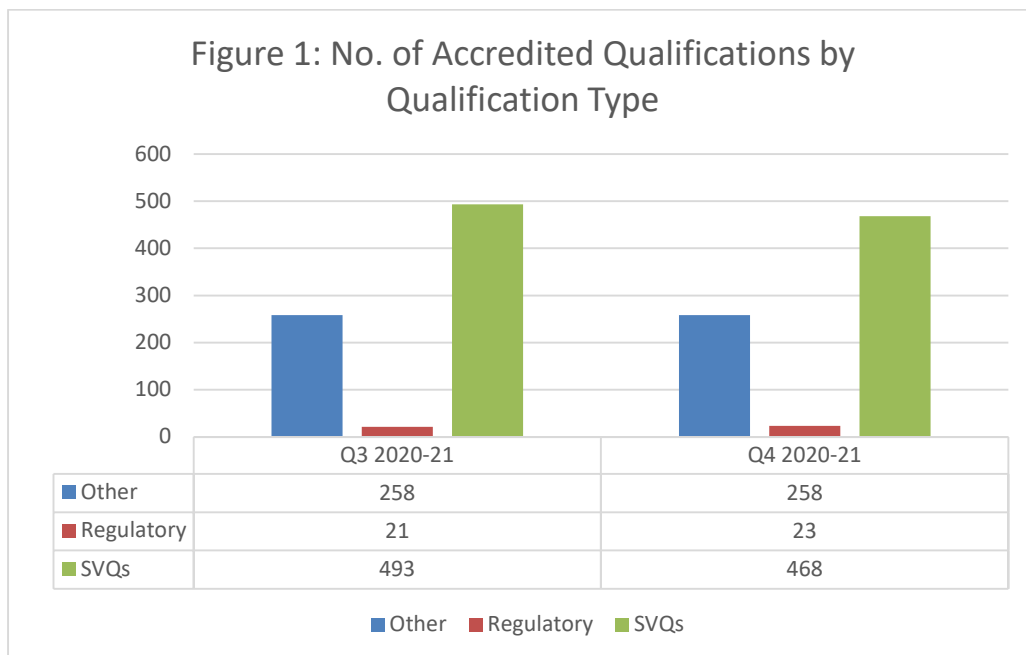
<https://accreditation.sqa.org.uk/accreditation/Research and Statistics/Data Collection Requirements And Guidance>

## 2 Accredited qualifications

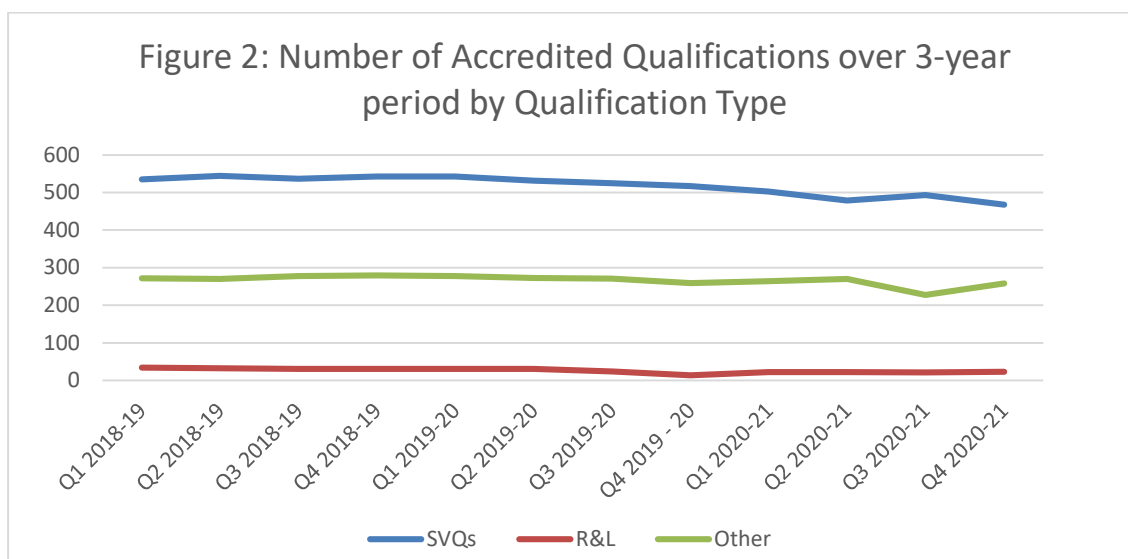
At the end of Q4 of 2020–21 there were 749 live accredited qualifications.<sup>1</sup>

- ◆ **468 SVQs** (62.5%)
- ◆ **23 Regulatory and Licensing qualifications** (3.1%)
- ◆ **258 'Other' qualifications** (34.4%)

<sup>1</sup> Note that this total does not include qualifications that are within their lapsing period.



Compared to Q2, the total number of accredited qualifications has increased by one, (a 0.13% increase). In Q3 2020–21 there were 772 accredited qualifications, compared to 861 in Q1 of 2018–19.



## 2.1 Total candidate registrations and certifications

### 2.1.1 Registrations

**21,724** candidates were registered for SQA accredited qualifications in Q4.


This is an 20.5% decrease from Q3.



### 2.1.2 Certifications

**15,740** certificates were awarded for SQA accredited qualifications in Q4.

This is a 16.6% decrease compared to Q3.



## 2.2 Top ten qualifications

The qualification with the highest number of registrations and certifications was the NEBOSH National General Certificate in Occupational Health and Safety.

**Table 1: Top 10 performing qualifications in terms of registrations**

Qualification title	Registrations
NEBOSH National General Certificate in Occupational Health and Safety	2886
SVQ in Social Services (Children and Young People) at SCQF Level 7	1119
SVQ in Social Services and Healthcare at SCQF Level 6	1014
SVQ in Social Services and Healthcare at SCQF Level 7	840
Award in Emergency First Aid at Work at SCQF Level 6	686
Award in Emergency First Aid at Work at SCQF Level 6	532
Scottish Certificate for Personal Licence Holders at SCQF Level 6	530
Award in First Aid at Work at SCQF Level 6	414
SVQ in Driving Goods Vehicles at SCQF Level 6	412
Scottish Certificate for Personal Licence Holders (Refresher) at SCQF Level 6	370

NEBOSH National General Certificate in Occupational Health and Safety had the highest number of registrations in Q4 of 2020–21. Compared to figures from Q3:

- ◆ Registrations for this qualification in Q4 were 7.0% higher.

**Table 2: Top 10 performing qualifications in terms of certifications**

<b>Qualification title</b>	<b>Certifications</b>
NEBOSH National General Certificate in Occupational Health and Safety	1805
SVQ in Social Services and Healthcare at SCQF Level 6	703
Award in Emergency First Aid at Work at SCQF Level 6	608
SVQ in Social Services (Children and Young People) at SCQF Level 7	582
Award in Emergency First Aid at Work at SCQF Level 6	532
SVQ in Social Services and Healthcare at SCQF Level 7	491
NEBOSH National General Certificate in Occupational Health and Safety	481
Scottish Certificate for Personal Licence Holders at SCQF Level 6	416
Award in First Aid at Work at SCQF Level 6	361
Highfield Award for Working as a Door Supervisor within the Private Security Industry (Scotland) at SCQF Level 6	283

NEBOSH National General Certificate in Occupational Health and Safety had the highest number of certifications in Q4 of 2020–21. Compared to figures from Q3:

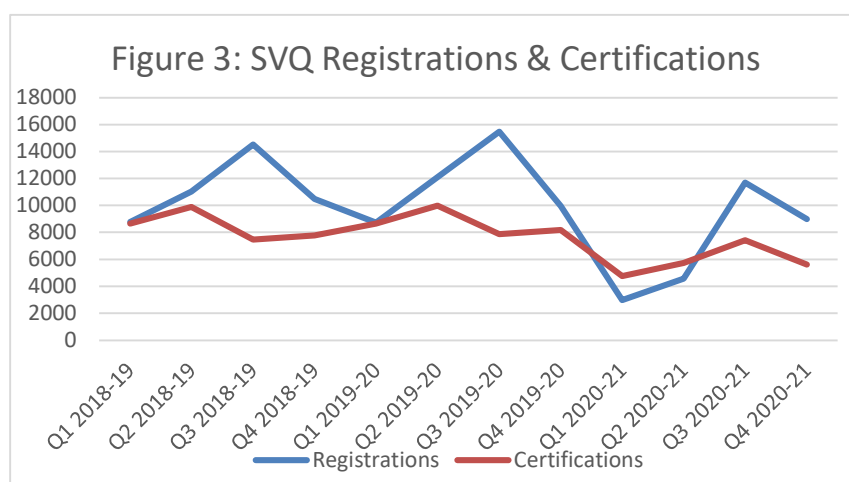
- ◆ Certifications for this qualification are 202.3% higher compared to Q3.

## 2.3 Registrations and certifications by qualification type

The following figures detail the number of registrations and certifications over a three-year period, broken down by qualification type. As there are peaks and troughs throughout the year for SVQs, it is more appropriate to compare the number of registrations and certifications to the equivalent quarter from the previous year rather than the preceding quarter.

### 2.3.1 SVQs

- ◆ 8,982 registrations
- ◆ 5,604 certifications
- ◆ Compared to Q4 of 2019–20, the number of SVQ registrations has decreased by 9.9%.
- ◆ Compared to Q4 of 2019–20, the number of SVQ certifications has decreased by 31.5%.



### 2.3.2 Regulatory & Licensing (R&L)

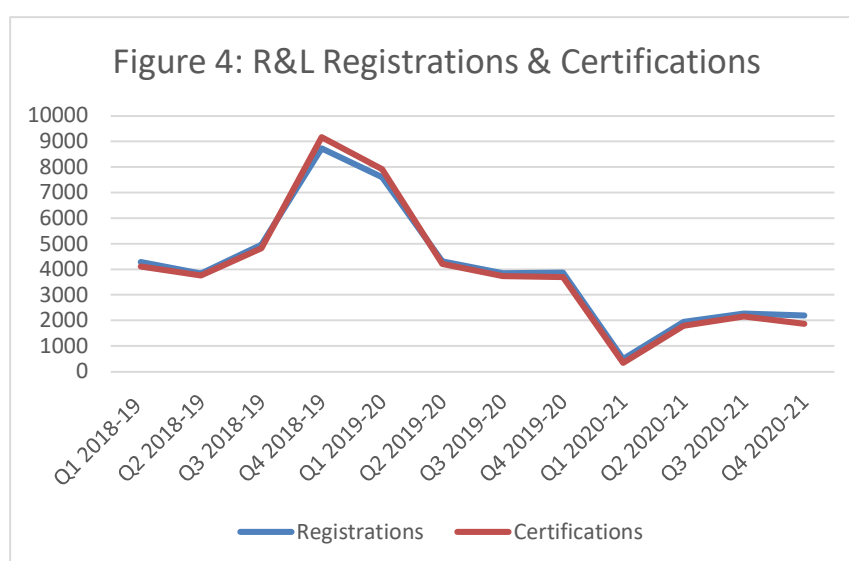
- ◆ 2,193 registrations
- ◆ 1,862 certifications

In comparison to Q3 of 2020–21:

- ◆ R&L registrations are 3.3% lower in Q4.
- ◆ R&L certifications are 13.8% lower in Q4.

The peak in Q4 2018–19 can be attributed to the Scottish Certificate for Personal License Holders (Refresher) qualifications.

The Licensing (Scotland) Act 2005 came into full effect in September 2009. A refresher course is required every five years.

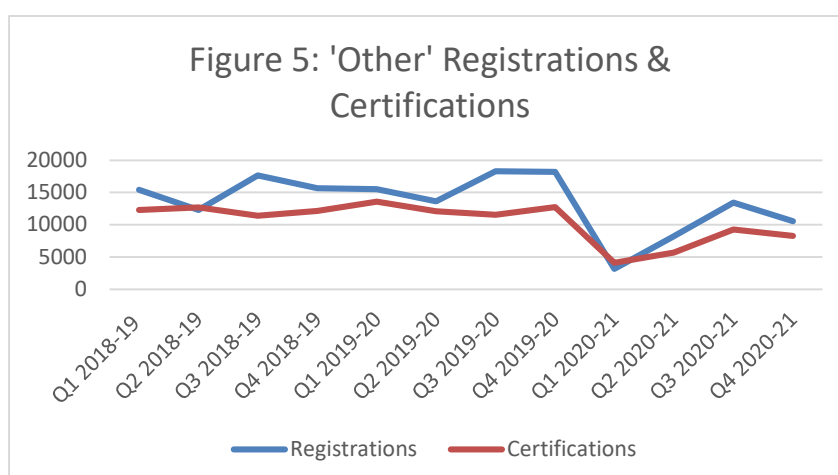


### 2.3.3 'Other' qualifications

- ♦ 10,549 registrations
- ♦ 8,274 certifications

In comparison to Q3 2020–21:

- ♦ registrations for other qualifications have decreased by 21.4%
- ♦ certifications for other qualifications have decreased by 10.5%



## 2.4 Analysis by awarding body

At the end of the fourth quarter there were 37 awarding bodies approved by SQA Accreditation. The number of qualifications offered by each awarding body varies greatly. The five largest awarding bodies, in terms of qualifications offered, are:

Awarding body	Number of accredited qualifications*
Scottish Qualifications Authority (SQA)	518
City & Guilds	84
Institute of the Motor Industry (IMI)	70
Pearson Education Limited	50
Excellence, Achievement & Learning Ltd (EAL)	50

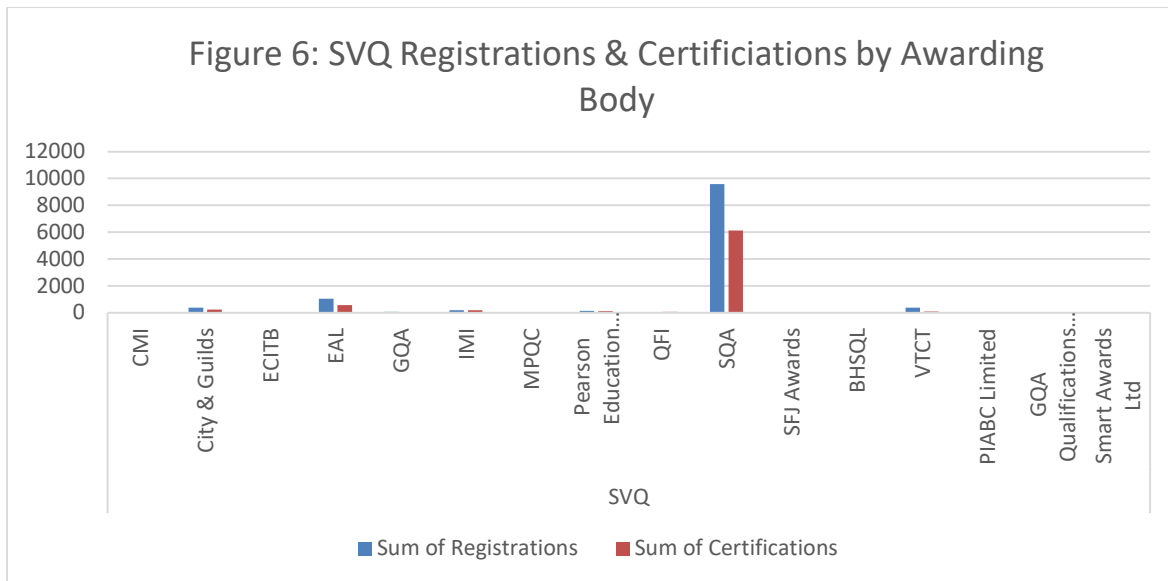
\*Including qualifications that have passed their lapse dates.

Registrations and certifications can be further categorised based on qualification type — SVQs, Regulatory & Licensing and 'Other'.

### 2.4.1 SVQs

SQA continues to have the highest number of SVQ registrations and certifications:

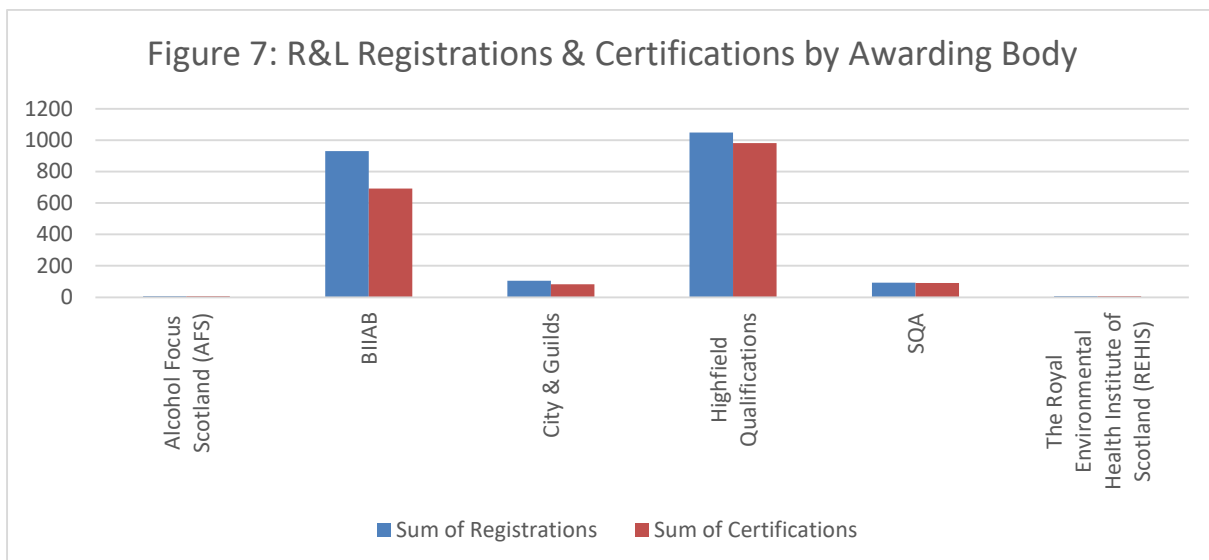
- ♦ 87.7% of registrations
- ♦ 88.3% of certifications



## 2.4.2 Regulatory and Licensing

Highfield Qualifications accounted for the highest number of R&L registrations and certifications:

- ◆ 46.3% of registrations
- ◆ 45.4% of certifications



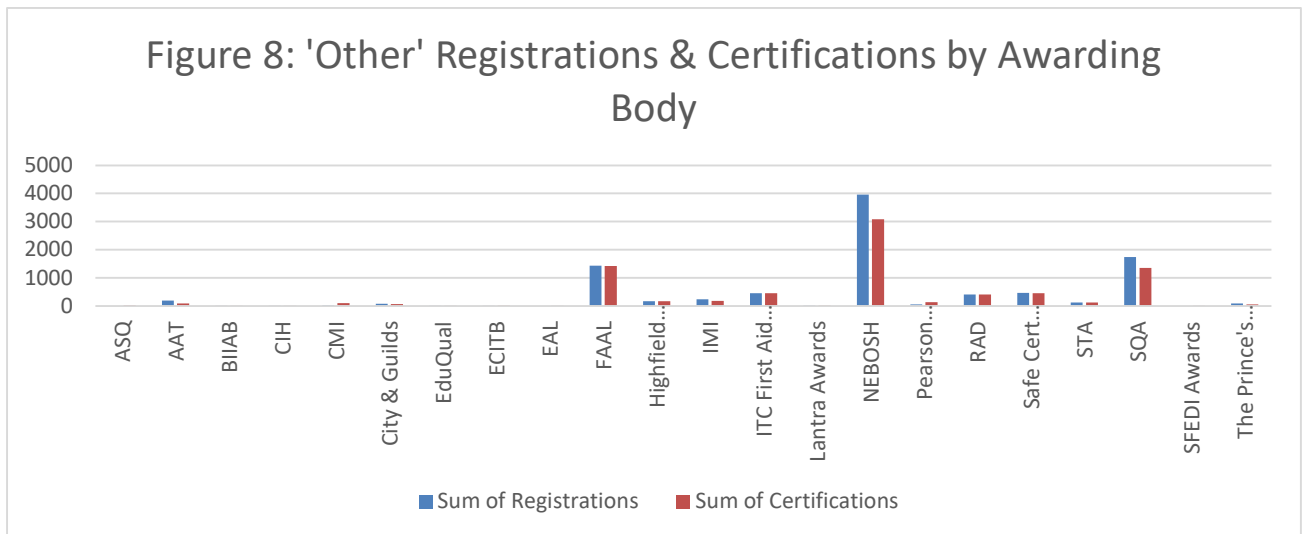
## 2.4.3 'Other' qualifications

NEBOSH has the highest number of 'Other' registrations.

Safe Cert Awards Ltd has the highest number of 'Other' certifications:

- ◆ 37.5% of registrations

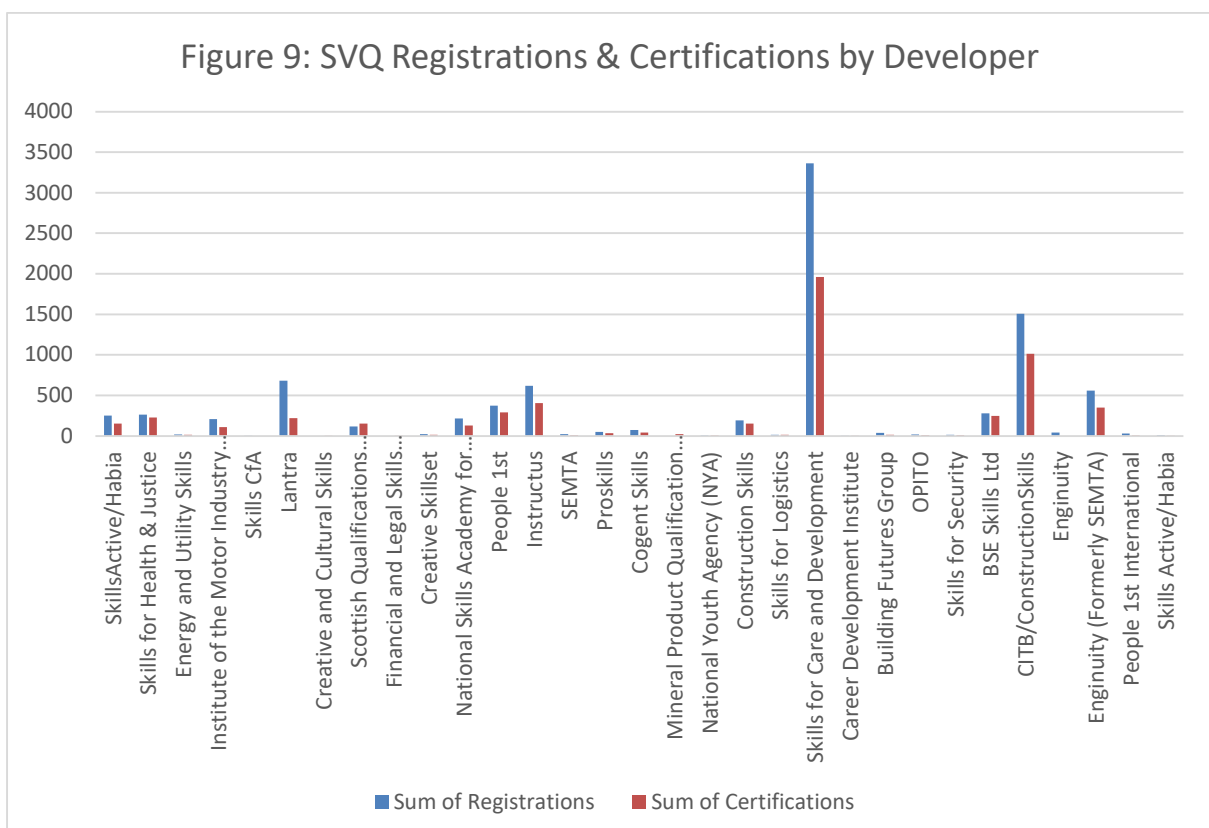
◆ 37.2% of certifications



## 2.5 Analysis by developer

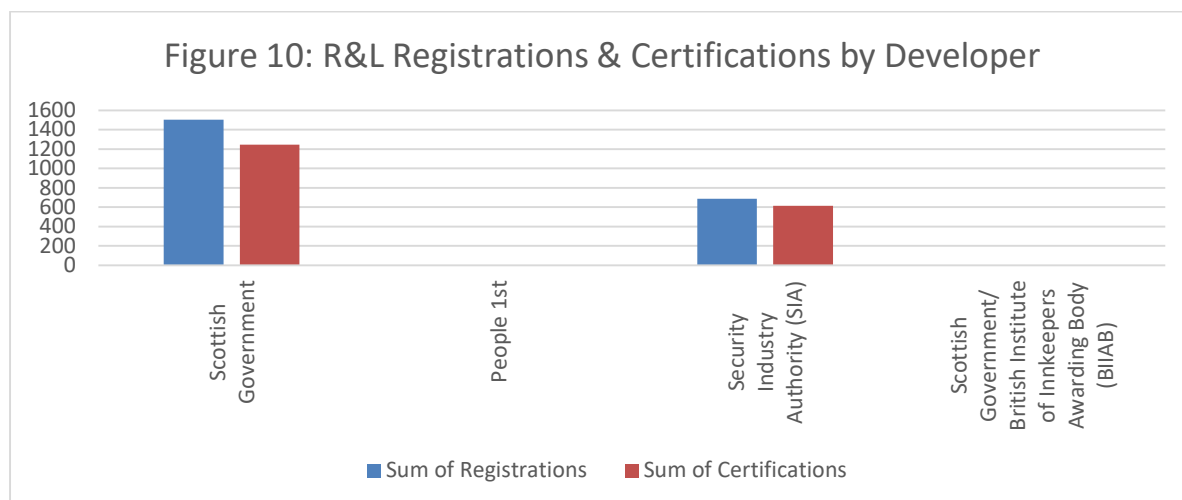
This section compares the registrations and certifications by developer across the three qualification types — SVQs, Regulatory & Licensing, and 'Other'.

### 2.5.1 SVQs



SVQs are favoured across a wide range of developers. Skills for Care and Development account for the largest proportion of SVQ registrations and certifications — 37.4% and 35.0%, respectively.

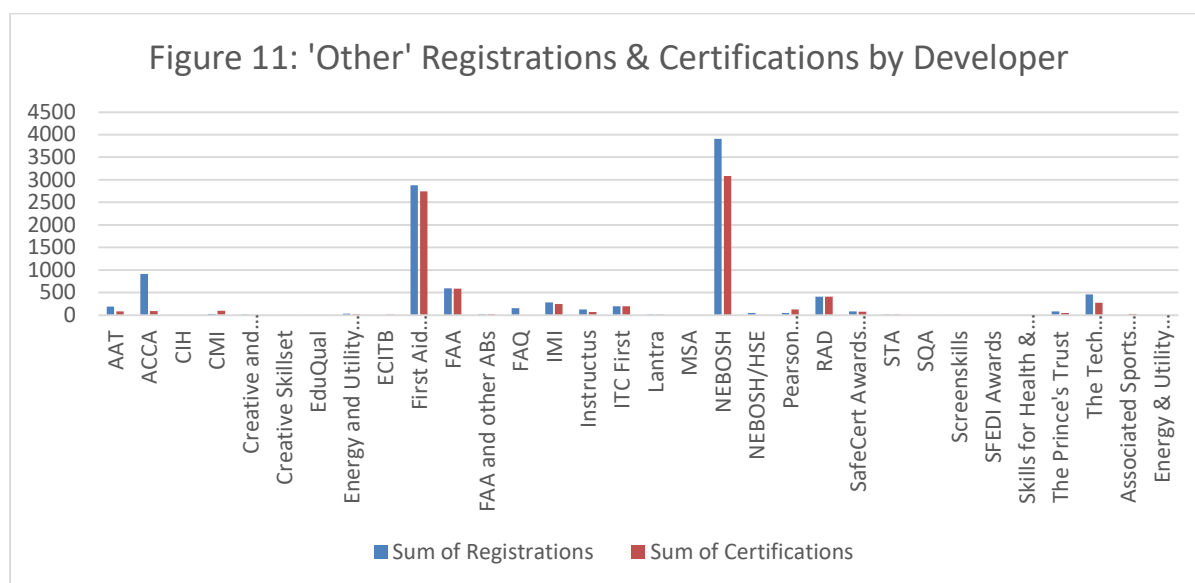
## 2.5.2 Regulatory and Licensing



Compared to SVQs, Regulatory & Licensing qualifications are offered by a smaller range of developers and are largely in the Security and First Aid sectors, Scottish Government account for the largest proportion of registrations and certifications — 68.4% and 59.3% respectively.

## 2.5.3 'Other' qualifications

While a wide range of organisations develop 'Other' qualifications across different industries, the majority of registrations can be attributed to a small number of developers, and hence a small number of sectors.




The largest proportion of registrations in qualifications were developed by NEBOSH — 37.0% of registrations. The largest proportion of certifications were developed by the NEBOSH — 37.2% of certifications.

## 2.6 Analysis by qualification categories

SQA Accreditation assign qualifications to one of the following 16 qualification categories:

- ◆ 001 Land-based and Aquaculture
- ◆ 002 Business Administration
- ◆ 003 Health care, Social care and Childcare
- ◆ 004 Protective Services
- ◆ 005 Catering, Hospitality and Tourism
- ◆ 006 Construction
- ◆ 007 Creative and Design
- ◆ 008 IT and Digital
- ◆ 009 Education and Training
- ◆ 010 Engineering and Manufacturing
- ◆ 011 Hair and Beauty
- ◆ 012 Science and Mathematics
- ◆ 013 Retail
- ◆ 014 Legal and Financial
- ◆ 015 Sports and Active Leisure
- ◆ 016 Transport and Logistics



The area with the highest number of registrations and certifications is 003 Health Care, Social Care and Childcare.

- ◆ 33.9% of registrations
- ◆ 35.9% of certifications

By qualification type, the areas of competence with the highest number of registrations and certifications are:

Qualification type	Highest number of registrations		Highest number of certifications	
	Category	% of total regs	Category	% of total certs
SVQs	003	39.3%	003	37.6%
Regulatory & Licensing	004	100%	004	100%
Other	003	38.0%	004	42.8%

### 3 Workplace Core Skills

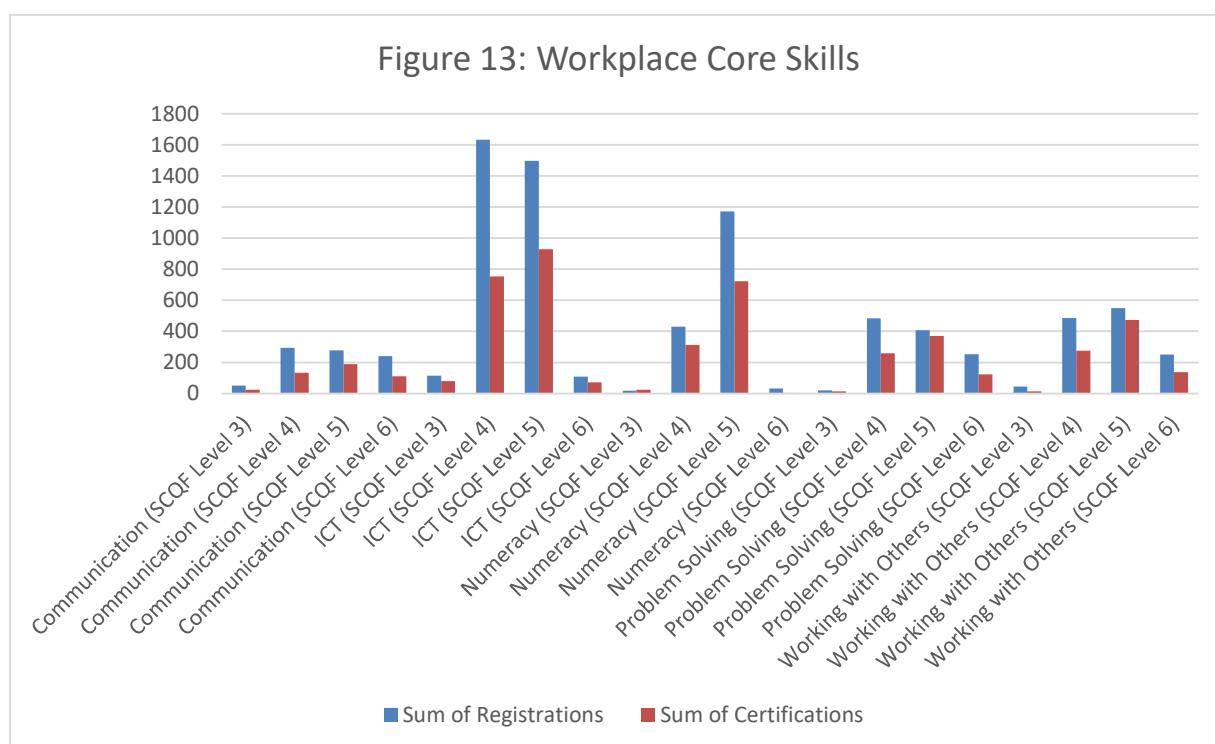
Workplace Core Skills are the broad, transferable skills that help to develop the main capabilities people need to be full, active and responsible members of society. Workplace Core Skills were specifically developed to assess Core Skills in a work environment. They contribute to employability and are a component of Modern Apprenticeships in Scotland. Each Workplace Core Skill is available at SCQF levels 3 to 6.

The five Workplace Core Skills are:

- ◆ Communication
- ◆ Information and Communication Technology (ICT)
- ◆ Numeracy
- ◆ Problem Solving
- ◆ Working with Others

At the end of Q4 2020–21, there were:

- ◆ 145 accredited Workplace Core Skills
- ◆ 8,354 registrations (an increase of 12.1% compared to Q3)
- ◆ 5,014 certifications (a decrease of 30.0% compared to Q3)



Workplace Core Skills are offered by eight awarding bodies.

Awarding body	Registrations	Certifications
British Institute of Innkeepers Awarding Body (BIAB)	0	0
City & Guilds	0	126
Excellence, Achievement & Learning Ltd (EAL)	110	61
Institute of the Motor Industry (IMI)	317	222
Pearson Education Limited	213	177
Qualifications for Industry (QFI)	13	4
Scottish Qualifications Authority (SQA)	7,701	4,416
Vocational Training Charitable Trust (VTCT)	0	8
<b>Grand Total</b>	<b>8,354</b>	<b>5,014</b>

\*City & Guilds registers candidates for Workplace Core Skills on a one-to-many basis using their internal Programme of Study number (PoS), therefore it is not possible at this time to generate registration figures for each Core Skill.

SQA continues to have the highest registrations and certifications for Workplace Core Skills:

- ◆ 92.1% of registrations
- ◆ 88.1% of certifications