

Quarterly Statistics Report

Report on accredited qualifications

July–September 2015

Publication date December 2015

Publication code: AE5955

Published by the Scottish Qualifications Authority
The Optima Building, 58 Robertson Street, Glasgow, G2 8DQ
Lowden, 24 Wester Shawfair, Dalkeith, Midlothian EH22 1FD

www.sqa.org.uk

The information in this publication may be reproduced in support of SQA qualifications. If it is reproduced, SQA should be clearly acknowledged as the source. If it is to be used for any other purpose, then written permission must be obtained from SQA. It must not be reproduced for trade or commercial purposes.

© Scottish Qualifications Authority 2015

Contents

Executive summary	1
Currently accredited qualifications	1
Analysis by awarding body	1
Analysis by area of competence	2
Introduction	3
Quarterly statistics	4
Currently accredited qualifications	4
Top 10 registrations and certifications	6
Analysis by qualification type	8
Scottish Vocational Qualifications (SVQ)	8
Analysis by SVQ level	8
Regulatory and Licensing qualifications (R&L)	10
Analysis by awarding body	11
Analysis by area of competence	13
Registrations by areas of competence	13
Certifications by area of competence	17
Analysis by qualifications developer	18
Workplace Core Skills	21
Glossary	25
Awarding bodies	26

Executive summary

This report provides an overview of qualification activity for SQA Accreditation approved awarding bodies for the second quarter (Q2) of 2015–16 (July–September 2015). The data used to form this report is obtained directly from awarding bodies as part of their quarterly submission requirements, therefore, they are responsible for ensuring the accuracy of the data supplied.

Currently accredited qualifications

At the end of the second quarter of 2015–16 there were 1,022 currently accredited qualifications. These consisted of 689 Scottish Vocational Qualifications (SVQs) (67% of all qualifications), 55 Regulatory and Licensing qualifications (5% of all qualifications), and 278 'Other' accredited qualifications (27% of all qualifications). There has been a 2% decrease (20 in total) in the number of available qualifications compared to the same time last year.

SQA Accreditation collects quarterly registration and certification data from all its approved awarding bodies. This is a summary of the data for Q2 2015–16.

Scottish Vocational Qualifications (SVQs)

11,474 SVQ registrations were received across all levels. This is an increase of 5% (575 registrations) compared to the same quarter in the previous year. During the same period, 10,042 SVQ certifications were submitted across all levels. This is a decrease of 10% compared to the same period last year. Levels 2 and 3 had the highest number of registrations and certifications, reflecting the high number of qualifications and high demand for qualifications at these levels, partially due to their inclusion in Modern Apprenticeship (MA) frameworks.

Regulatory and Licensing Qualifications

6,935 Regulatory and Licensing qualification registrations were submitted to SQA Accreditation. Compared to Q1 2015–16, this is a decrease of 23%. During the same period 6,630 Regulatory and Licensing certifications were submitted to SQA Accreditation, which is a decrease of 22% compared to the previous quarter.

'Other' Qualifications

In Q2 2015–16, 7,860 'Other' qualification registrations were submitted to SQA Accreditation. This is a decrease of 19% compared to Q1 2015–16. During the same period, 6,525 'Other' qualification certifications were submitted, which is an increase of 4% compared to Q1 2015–16.

Analysis by awarding body

It is clear from the data that some awarding bodies are more prominent in different qualification types. For example, in terms of registering and certificating SVQ candidates, SQA was the leading awarding body. SQA was also the leader for Regulatory and Licensing Qualifications, although NEBOSH had slightly more registrations and NEBOSH was the leader for 'Other' qualifications.

SVQs: SQA registered 7,915 candidates (69% of all SVQ registrations) and certificated 7,062 candidates (70% of all SVQ certifications).

Regulatory and Licensing: HABC registered 1,893 candidates (27% of all Regulatory and Licensing registrations) and certificated 1,602 candidates (28% of all Regulatory and Licensing certifications).

'Other': NEBOSH registered 3,191 candidates (41% of all 'Other' registrations) and certificated 2,805 candidates (43% of all 'Other' certifications).

Analysis by area of competence

Area 008: Providing Health, Social Care and Protective Services had the highest number of registrations and certifications across all qualifications types.

Introduction

SQA Accreditation is the national accrediting body for Scotland. We set and specify the requirements for accrediting qualifications to support the needs of learners and employers in Scotland. We do this by promoting and maintaining public confidence in accredited qualifications and approved awarding bodies.

The information shown has been produced from information provided by approved awarding bodies. This data covers SQA accredited qualifications during the second quarter of 2015–16 (July–September) and focuses on those candidates who were

- ◆ registered for an SQA accredited qualification
- ◆ certificated for an SQA accredited qualification

At the point of accreditation all qualifications are allocated a qualification type and an area of competence, which are used to classify qualifications in this report. This report provides information on the number of registrations and certifications according to awarding body, area of competence, qualification type and level. Data may be revised in subsequent reports due to late submission or if any errors are identified.

For upcoming data submissions, the following deadline dates apply and must be adhered to by all awarding bodies to ensure consistency and accuracy of data in future reports:

- ◆ 15 January 2016 for Q3 2015–16 data (October to December 2015)
- ◆ 12 April 2016 for Q4 2015–16 data (January to March 2016)
- ◆ 14 July 2016 for Q1 2016–17 data (April to June 2016)
- ◆ 10 October 2016 for Q2 2016–17 data (July to September)

Quarterly statistics

This report covers all qualification types that we accredit, categorised:

- ◆ Scottish Vocational Qualifications (SVQs)
- ◆ Regulatory and Licensing qualifications (R&L)
- ◆ 'Other' accredited qualifications


SQA Accreditation has a statutory remit to accredit SVQs and Regulatory and Licensing qualifications. It also accredits 'Other' qualifications on a voluntary basis. Where these qualifications form part of the mandatory section of MA frameworks, they must be accredited by SQA Accreditation.

This report presents an overview of accreditation activity for the second quarter (Q2) of 2015–16 (July–September 2015). The qualification uptake statistics in the report are based on data submitted to us by our approved awarding bodies. Awarding bodies are responsible for ensuring the accuracy of the data submitted. These statistics cover a three-year period in order to ensure that the published information is relevant, appropriate and easy to understand.

Currently accredited qualifications

At the end of the second quarter of 2015–16 there were 1,022 accredited qualifications. These were made up of 689 SVQs (67%), 55 R&L qualifications (5%) and 278 'Other' qualifications (27%).

Figure 1–Accredited Qualifications



The total number of accredited qualifications (not including lapsed qualifications) has increased from Q1 2015–16 by 3 in total. There has not been any remarkable change to the distribution of qualification types since Q1 2015–16.

Figure 2 – Accredited Qualifications by Qualification Type

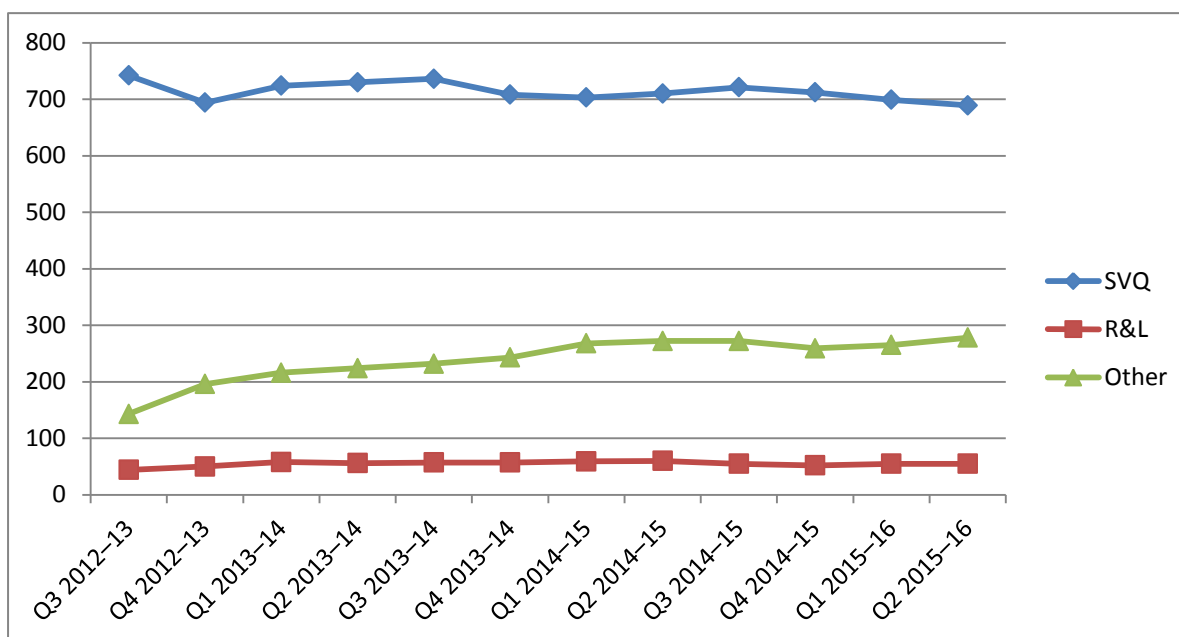


Figure 2 shows the change in qualification type over a three-year period. There has been a gradual decline in the number of available SVQs, which appears to be offset by the rise in 'Other' qualifications. It is thought that this is due to qualification developers attempting to use a standard UK model (or QCF qualification) rather than develop separate SVQs. In addition, the broadened scope for qualifications permitted for use in MA frameworks allows competence-based qualifications other than SVQs to be accredited for inclusion in MA frameworks.

Top 10 registrations and certifications

During Q2 2015–16 the following qualifications had the highest number of registrations across all qualifications types.

Table 1 – Top 10 performing qualification in terms of registrations

Qualification title	Qualification type	No of registrations
NEBOSH National General Certificate in Occupational Health and Safety	Other	1,863
BIIAB Scottish Certificate for Personal Licence Holders at SCQF Level 6	Regulatory	1,079
SQA Emergency First Aid at Work at SCQF Level 5	Other	815
SQA SVQ 2 Social Services and Healthcare at SCQF Level 6	SVQ	803
HABC Award for Working as a Door Supervisor within the Private Security Industry (Scotland) at SCQF Level 6	Regulatory	783
EAL SVQ 2 in Performing Engineering Operations at SCQF Level 5	SVQ	692
SQA SVQ 3 Social Services and Healthcare at SCQF Level 7	SVQ	591
HABC Scottish Certificate for Personal Licence Holders at SCQF Level 6	Regulatory	546
SQA SVQ 3 Social Services (Children and Young People) at SCQF Level 7	SVQ	509
ITC Certificate in Outdoor First Aid SCQF Level 5	Other	488

During the second quarter of 2015–16 the following ten qualifications had the highest number of certifications across all qualifications types.

Table 2 – Top 10 performing qualifications in terms of certifications

Qualification title	Qualification type	No of certifications
NEBOSH National General Certificate in Occupational Health and Safety	Other	1,656
BIAB Scottish Certificate for Personal Licence Holders at SCQF Level 6	Regulatory	1,027
EAL SVQ 2 in Performing Engineering Operations at SCQF Level 5	SVQ	878
SQA Emergency First Aid at Work at SCQF Level 5	Regulatory	832
SQA SVQ 2 Social Services and Healthcare at SCQF Level 6	SVQ	726
HABC Award for Working as a Door Supervisor within the Private Security Industry (Scotland) at SCQF Level 6	Regulatory	573
HABC Scottish Certificate for Personal Licence Holders at SCQF Level 6	Regulatory	508
ITC Certificate in Outdoor First Aid SCQF Level 5	Other	488
FAA Award in Emergency First Aid at Work at SCQF Level 5	Regulatory	485
SQA Scottish Certificate for Personal Licence Holders at SCQF Level 6	Regulatory	467

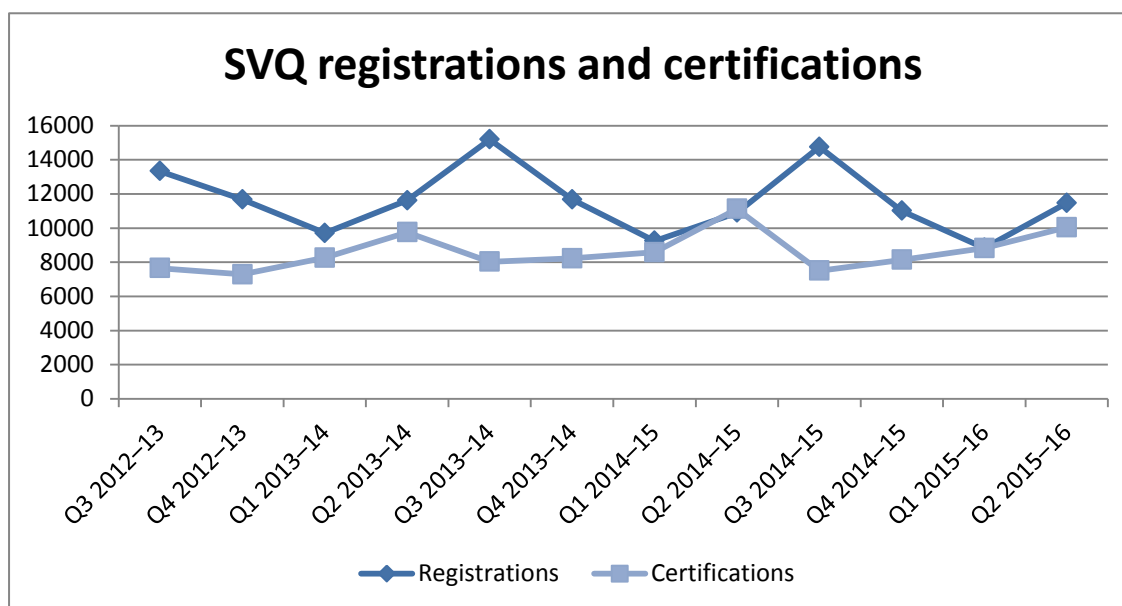
Analysis by qualification type

SQA Accreditation has collected qualification data from approved awarding bodies for several years and as a result is able to present trends in this data. The data that is gathered informs analysis across a variety of sectors and all types of accredited qualifications without limiting statistics to SVQs. This should give a complete picture of the landscape for accredited qualifications.

Scottish Vocational Qualifications (SVQ)

During the second quarter of 2015–16 (July–September), 11,474 registrations were received across all SVQ levels.

Figure 3 – SVQ registrations and certifications



This is an increase of 5% (575 registrations) compared to the same time last year, and a decrease of 1% from the same quarter in 2013–14. The graph shows a fairly stable annual pattern.

During Q2 of 2015–16 (July–September), 10,042 SVQ certifications were submitted across all levels – a decrease of 9% compared to the same quarter last year and an increase of 3% from the same time in 2013–14.

These registrations and certifications cover 976 different qualifications (including lapsed qualifications), offered by 18 different awarding bodies. During this quarter, SVQs represented 67% of all currently accredited qualifications, 44% of all registrations and 43% of all certifications.

The SVQ with the highest number of registrations was SQA SVQ 2 in Social Services and Healthcare at SCQF level 6, with 803 registrations. This has been the SVQ with the highest uptake since Q2 2014–15.

Analysis by SVQ level

The majority of SVQ registrations were at level 3, with 5,748 representing 50% of SVQ registrations. The majority of SVQ certifications were also at Level 3 with 4,715 certifications representing 47% of SVQ certifications during Q2 2015–16 (July–September). See figures 4 and 5).

Figure 4 – Registrations by SVQ level

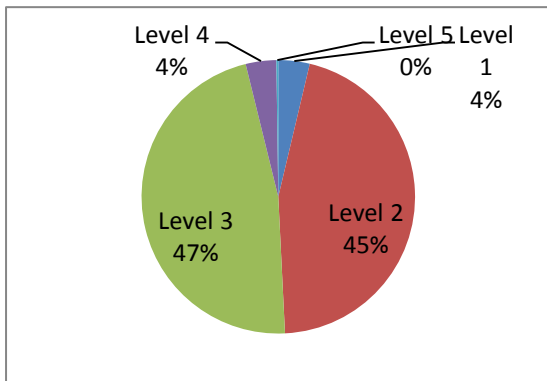
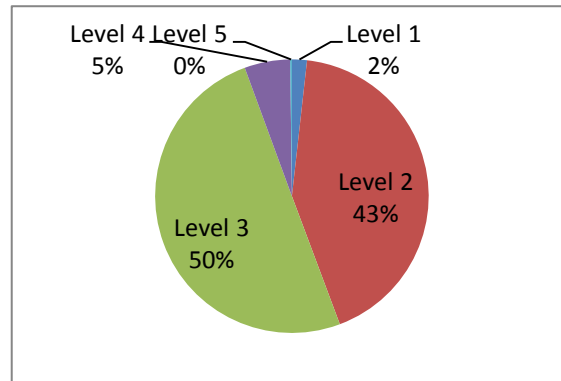


Figure 5 – Certifications by SVQ level



The distribution of registrations and certifications across all levels is fairly stable. The majority of registrations and certifications are at levels 2 and 3. There are many more SVQs available at these levels, as shown in table 3.

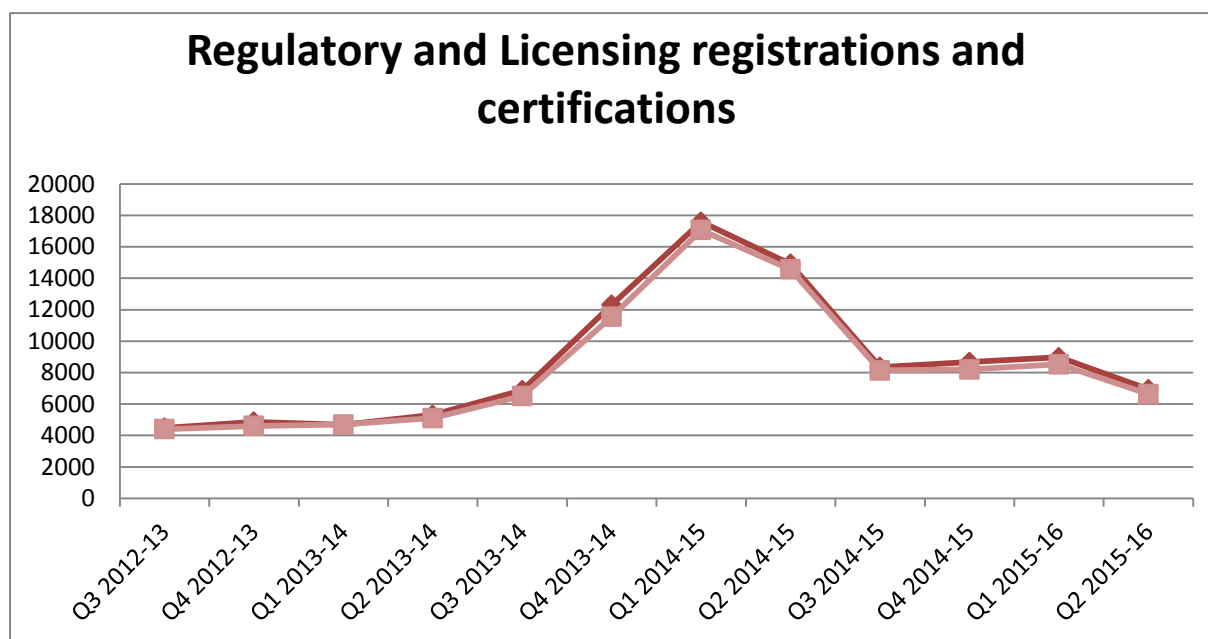
Table 3 — SVQ Levels

SVQ level	No of SVQs
Level 1	21
Level 2	302
Level 3	308
Level 4	38
Level 5	8

This is due to SVQs at levels 2 and 3 forming part of a considerable number of MA frameworks. Of Level 2 and 3 SVQs, 75% and 82% respectively are present in MA frameworks. Currently, 28 SVQ Level 4 and 5 SVQ Level 5 qualifications are included in apprenticeship frameworks.

Regulatory and Licensing (R&L) qualifications

Figure 6 – Regulatory and Licensing registrations and certifications



During the second quarter of 2015–16 (July–September) 6,935 regulatory and licensing registrations were submitted to SQA Accreditation. This is a decrease of 53% compared to the same time last year. During the same period, 6,630 regulatory and licensing certifications were submitted to SQA accreditation — also a decrease (of 54%) compared to the same quarter last year. However, registrations have increased by 31% compared to the same period two years ago, and certifications have also increased by 30% compared to the same period.

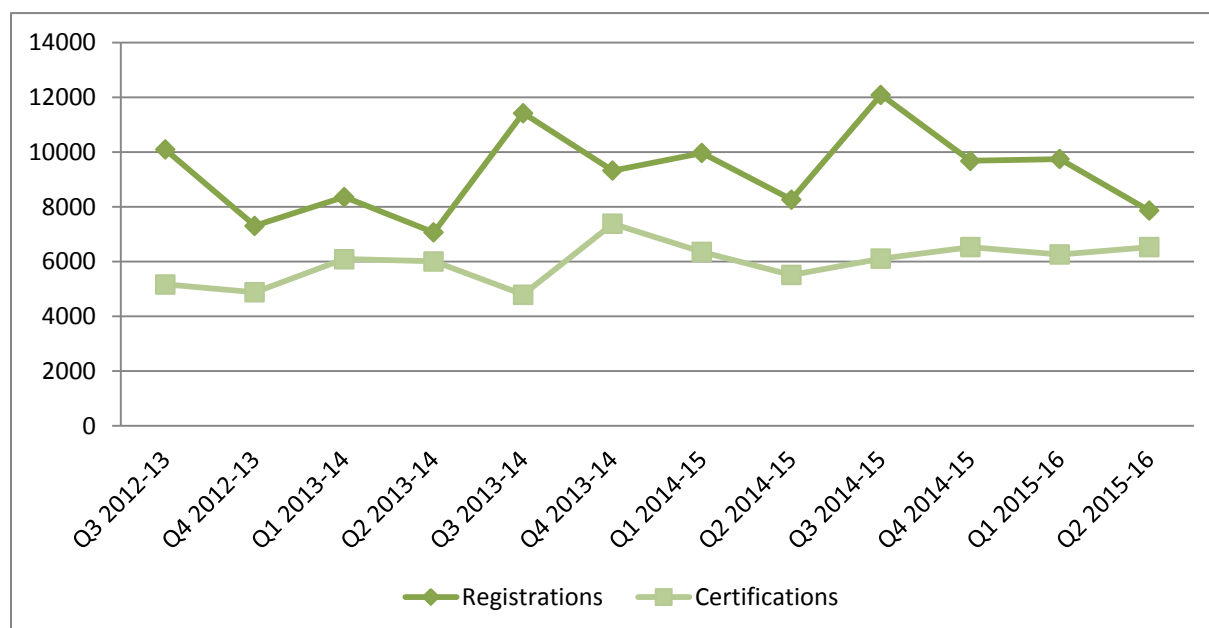
As shown in figure 6, there has been a slight drop in the number of registrations and certifications for R&L qualifications from last quarter. While unexpected, the number of registrations still appears to be increasing gradually overall when discounting the spike in uptake between Q3 2013–14 and Q3 2014–15, which was caused by the Scottish Certificate for Personal Licence holders (SCPLH) refresh.

These registrations and certifications cover 70 different qualifications (including Lapsed qualifications), offered by 13 different awarding bodies. During this quarter, Regulatory and Licensing qualifications represented 5% of all currently accredited qualifications, 26% of all registrations, and 29 % of all certifications. The R&L qualification with the highest number of registrations this quarter was the Scottish Certificate for Personal Licence Holders at SCQF Level 6 offered by BIIAB. This qualification also experienced the highest number of certifications.

All other accredited qualifications ('Other')

During the second quarter of 2015–16 (July–September) 7,860 registrations for 'Other' qualifications were submitted to SQA Accreditation. This is a decrease of 5 % compared to the same quarter of the previous year. During the same period, 6,525 'Other' certifications were submitted — an increase of 18% compared to the same quarter of the previous year.

Figure 7– 'Other' registrations and certifications



These registrations and certifications cover 301 different qualifications, offered by 28 different awarding bodies. During this quarter, 'Other' qualifications represented 27% of all currently accredited qualifications, 30% of all registrations, and 28% of all certifications.

The 'Other' qualification with the highest number of registrations this quarter was NEBOSH National General Certificate in Occupational Health and Safety, with 1,863 registrations. The qualification with the highest number of certifications was also the NEBOSH National General Certificate in Occupational Health and Safety, with 1,656 certifications.

Analysis by awarding body

During Q2 of 2015–16 (July–September) the awarding body with the highest number of SVQ registrations over all was SQA, with 7,915 registrations (69% of all SVQ registrations). This awarding body also reported the highest number of SVQ certifications overall, with 7,062 certifications (70% of all SVQ certifications).

For R&L qualifications, the top awarding body for registrations and certifications was HABC, with 1,893 registrations (27% of all R&L registrations). The awarding body with the most R&L certifications was SQA with 1,870 certifications (28% of all R&L certifications).

NEBOSH was the awarding body with the most registrations and certifications for 'Other' qualifications with 3,191 registrations (41% of all 'Other' registrations) and 2,805 certifications (43% of all 'Other' certifications).

Figure 8 – Number of registrations by awarding body

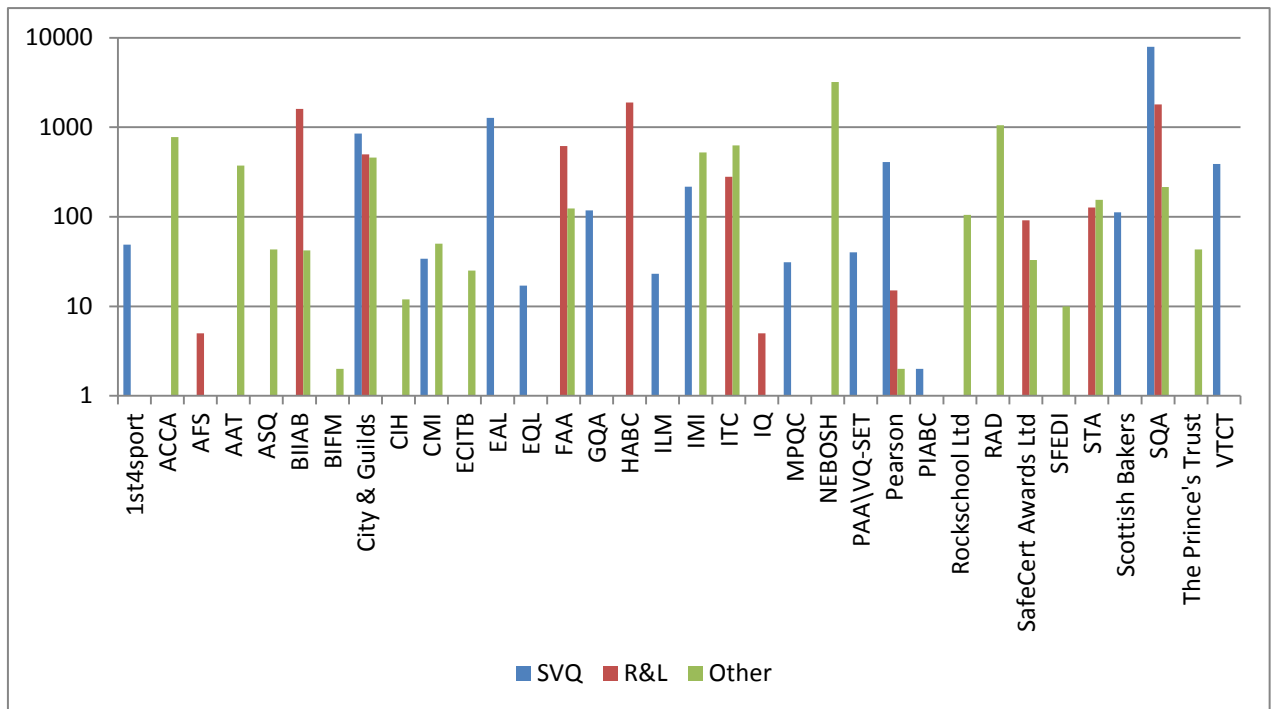
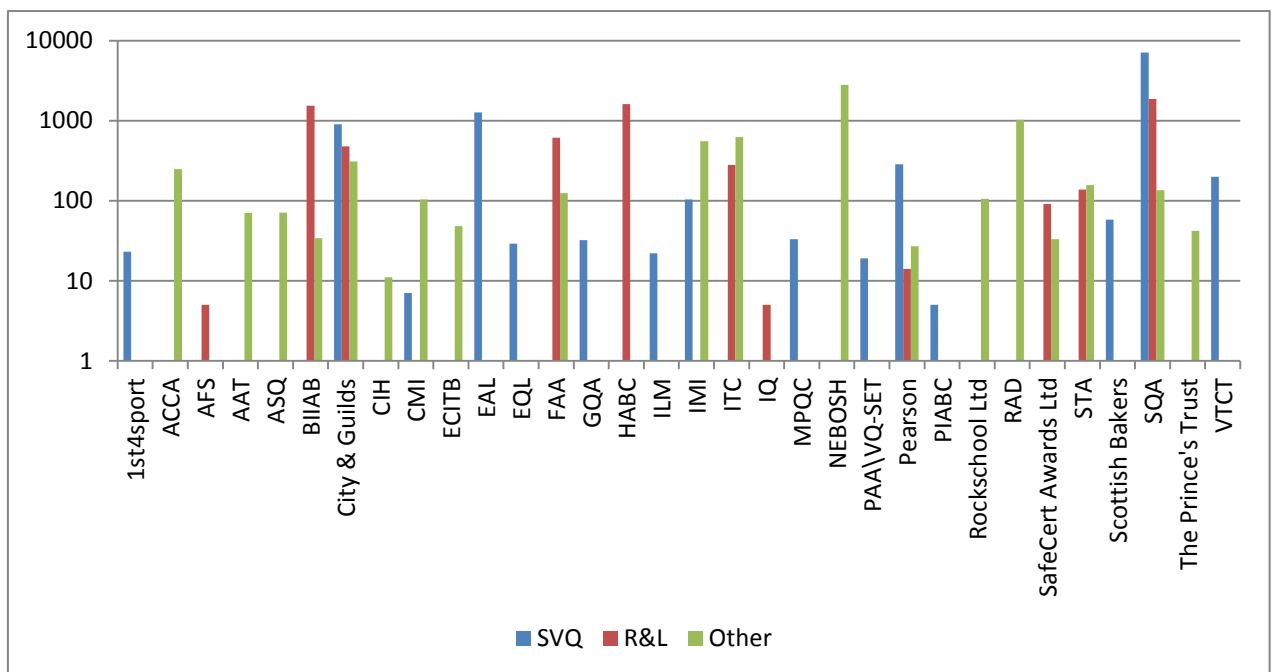


Figure 9 – Number of certifications by awarding body



Throughout Q2 2015–16 the following awarding bodies all indicated that they had no registrations or certifications for any of their accredited qualifications

- ◆ CIPD
- ◆ ITEC
- ◆ ESB
- ◆ Future Quals
- ◆ Lantra
- ◆ WCSM

Qualifications and awarding bodies with zero uptake are monitored regularly, and where there is no activity for a two-year period, the Accreditation and/or Regulation manager will discuss the reasons for this with the awarding body as described in SQA Accreditation's Zero Uptake policy.

In terms of breakdown by qualification type, awarding bodies tend to focus on specific qualification types, with only SQA, City and Guilds, and Pearson having accredited qualifications and uptake across all types. (See figures 8 and 9 above — please note that the scale in the graphs above has been altered to make them more readable.)

Analysis by area of competence

At the point of accreditation, each qualification is assigned to one of the following 11 areas of competence.

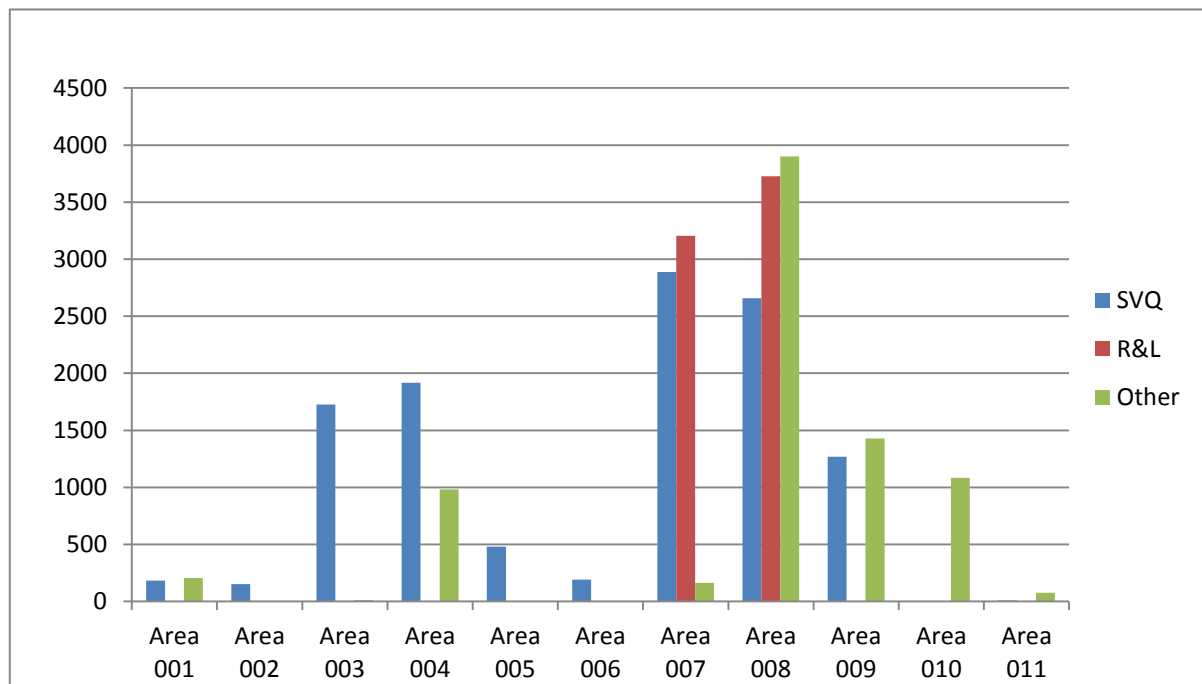
- ◆ 001 Tending Animals, Plants and Land
- ◆ 002 Extracting and Providing Natural Resources
- ◆ 003 Constructing
- ◆ 004 Engineering
- ◆ 005 Manufacturing
- ◆ 006 Transporting
- ◆ 007 Providing Goods and Services
- ◆ 008 Providing Business services
- ◆ 010 Communicating and Entertaining
- ◆ 011 Developing and Extending Knowledge and Skill

Each awarding body and standards Setting Organisation (SSO) has a responsibility for verifying the allocation of these areas on a monthly basis when they are published on the Qualification Listing and Lapsing Reports webpage. These classifications are combined with registration and certification data submitted by awarding bodies to produce the statistics below.

Registrations by areas of competence

Registrations across areas of competence have historically been concentrated in two of the 11 areas listed. Figure 10 provides an overview of registrations for each area of competence further broken down by qualification type.

Figure 10 – registrations by area of competence and qualification type

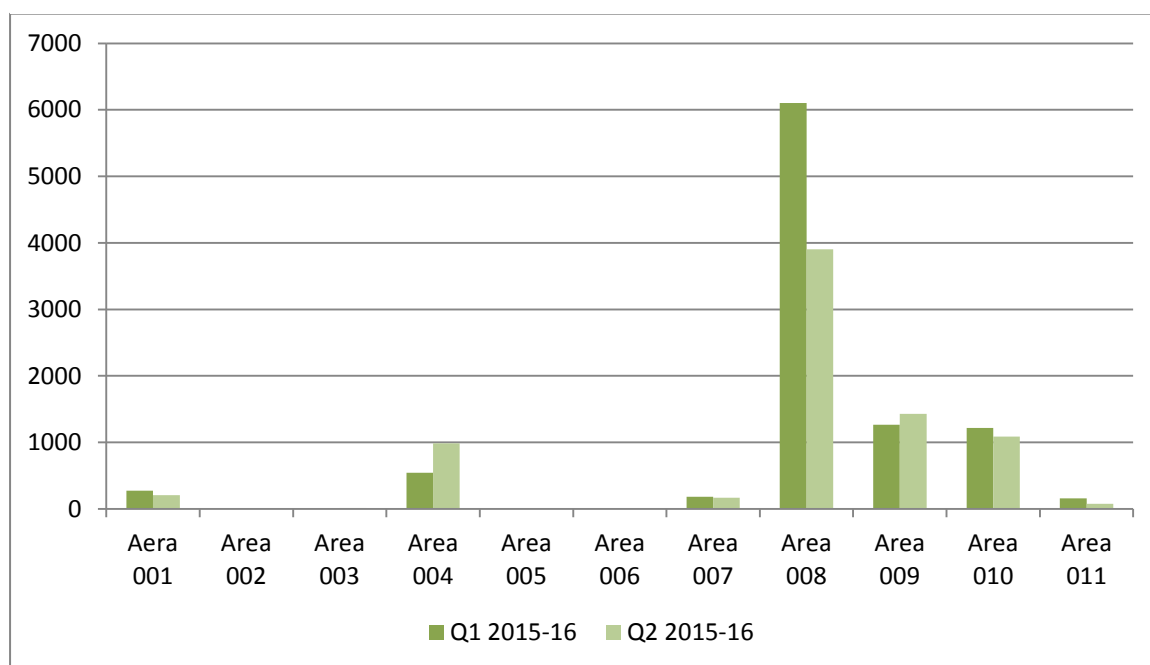


- ◆ The area of competence that experienced the highest number of SVQ registrations was Area 007: Providing Goods and Services, which had 2,887 registrations representing 11% of SVQs during the second quarter of 2015–16.
- ◆ The area of competence with the highest number of Regulatory and Licensing registrations was Area 008: Providing Health, Social Care and Protective Services, with 3,727 registrations, representing 54% of R&L qualifications during the second quarter of 2015–16
- ◆ The area of competence that experienced the highest number of ‘Other’ registrations was Area 008: Providing Health, Social Care and Protective services with 3,901 registrations, representing 50% of ‘Other’ qualifications during the second quarter of 2015–16.

There was very little change to the distribution of registrations for 'Other' qualifications compared to quarter 1 of 2015–16.

- ◆ Area 008: Providing Health, Social care and Protective Services had the highest number of registrations again this quarter (3,901). This has decreased by 36% from the last quarter.
- ◆ The NEBOSH National General Certificate in Occupational Health and Safety has been a consistent top performer in Area 008: Providing Health, Social care and Protective Services.
- ◆ The drop in registrations between Q1 2015–16 and Q2 2015–16 is consistent with previous years.

Figure 11—Registrations for 'Other' qualifications

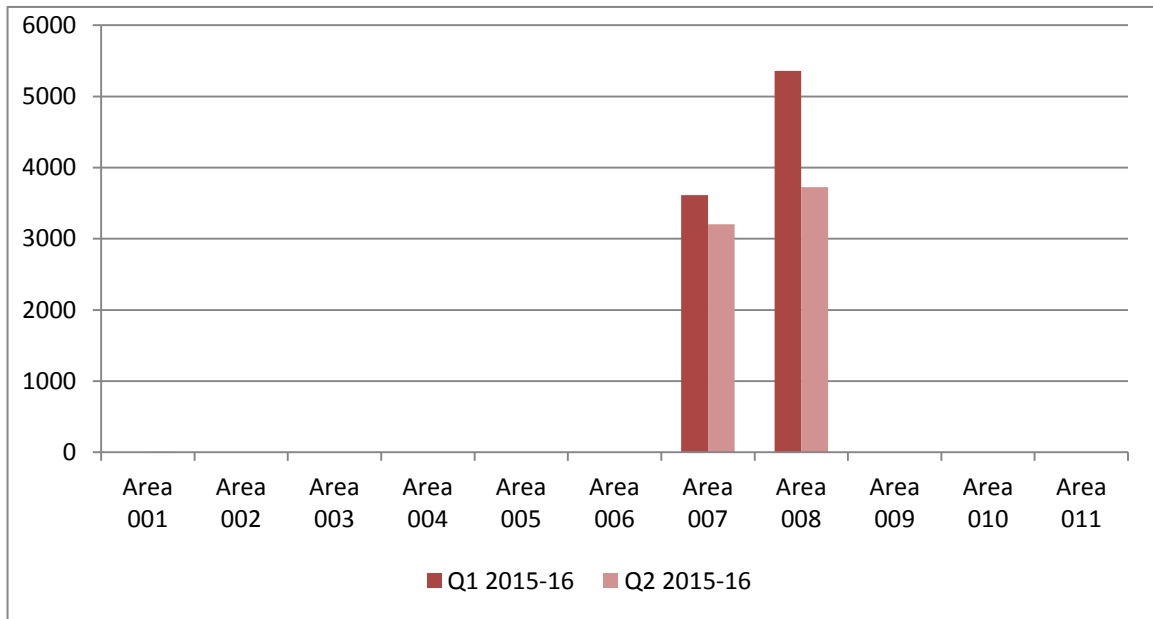


The number of R&L registrations in Area 007: Providing Goods and Services decreased slightly since Q1 2015–16. There was a decrease of 11% for Area 007: Providing Goods and Services and a decrease of 30% for Area 008: Providing Health, Social Care and Protective Services as shown in figure 12.

The number of registrations for Regulatory and Licensing qualifications has been rising steadily for some time (excluding the period between Q3 2013–14 and Q3 2014–15 where the uptake spiked due to the SCPLH qualification being refreshed).

The majority of registrations for R&L qualifications in areas 007 and 008 are for various licensing and security qualifications in the hospitality industry (Area 007: Providing Goods and Services) and first aid qualifications (Area 008: Providing Health, Social Care and Protective Services).

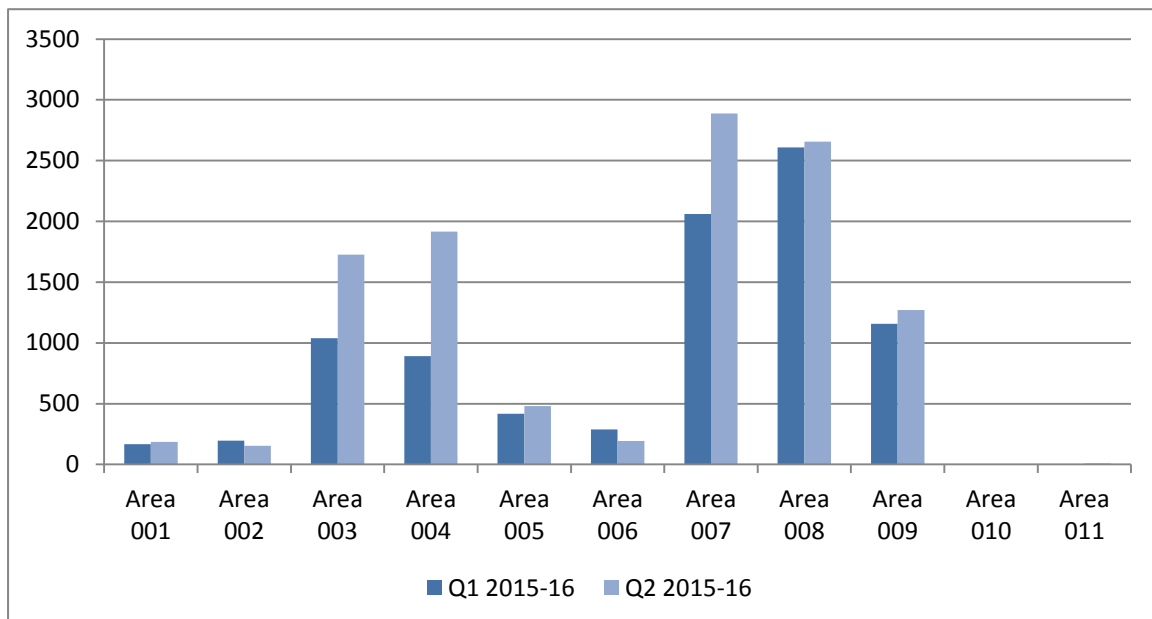
Figure 12 – Registrations for regulatory and licensing qualifications



Compared to the previous quarter, SVQ registrations increased in Q2 this year, in line with expectations during this time period (see Figure 13). The distribution of these registrations is very similar compared to the same period last year.

- ◆ While the distribution of these is similar, to the same period last year, the overall number of SVQ registrations has dropped by 5% (575 registrations).
- ◆ The number of registrations for Area 007: Providing Goods and Services has recovered from the drop it experienced in Q1 2015–16.
- ◆ The majority of SVQ registrations for Area 008 Providing Health, Social Care and Protective services fall within the social services and healthcare sector.

Figure 13—Registrations for SVQs

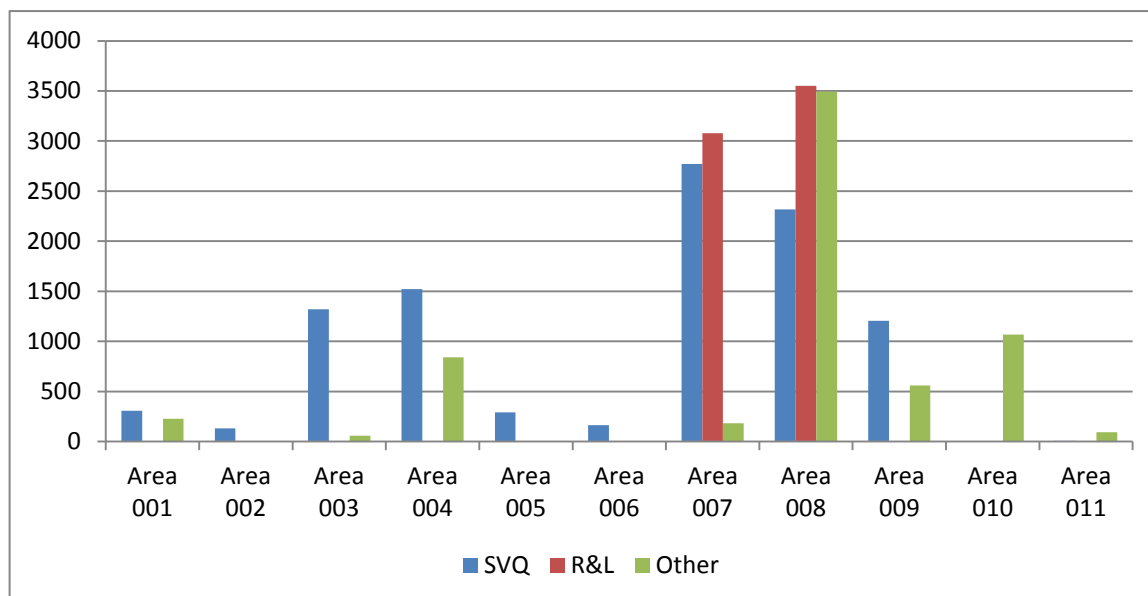


Certifications by area of competence

Certifications by area of competence are lower than registrations, yet the general trends are similar in the sense that the most certifications were for areas 007 and 008 as shown in figure 14.

- ◆ The area of competence that experienced the highest number of SVQ certifications was Area 007: Providing Goods and Services with 2,771 certifications during this period.
- ◆ The area of competence that experienced the highest number of R&L certifications was Area 008: Providing Health, Social Care and Protective Services with 3,551 certifications representing 54% of R&L qualifications during the same period.
- ◆ The area of competence that experienced the highest number of 'Other' qualifications was Area 008: Providing Health, Social Care and Protective Services with 3,493 certifications representing 54% of 'Other' qualifications during the same period.

Figure 14—Certifications by area of competence and qualification type



Analysis by qualifications developer

SQA Accreditation focuses more directly on analysis by area of competence, rather than by Standard Setting Organisation (SSO) or qualification developer. Nevertheless, the breakdown of registrations and certifications by qualification developer is presented in Figures 15, 16, 17.

Figure 15 — SVQ registrations and Certifications by Qualification Developer

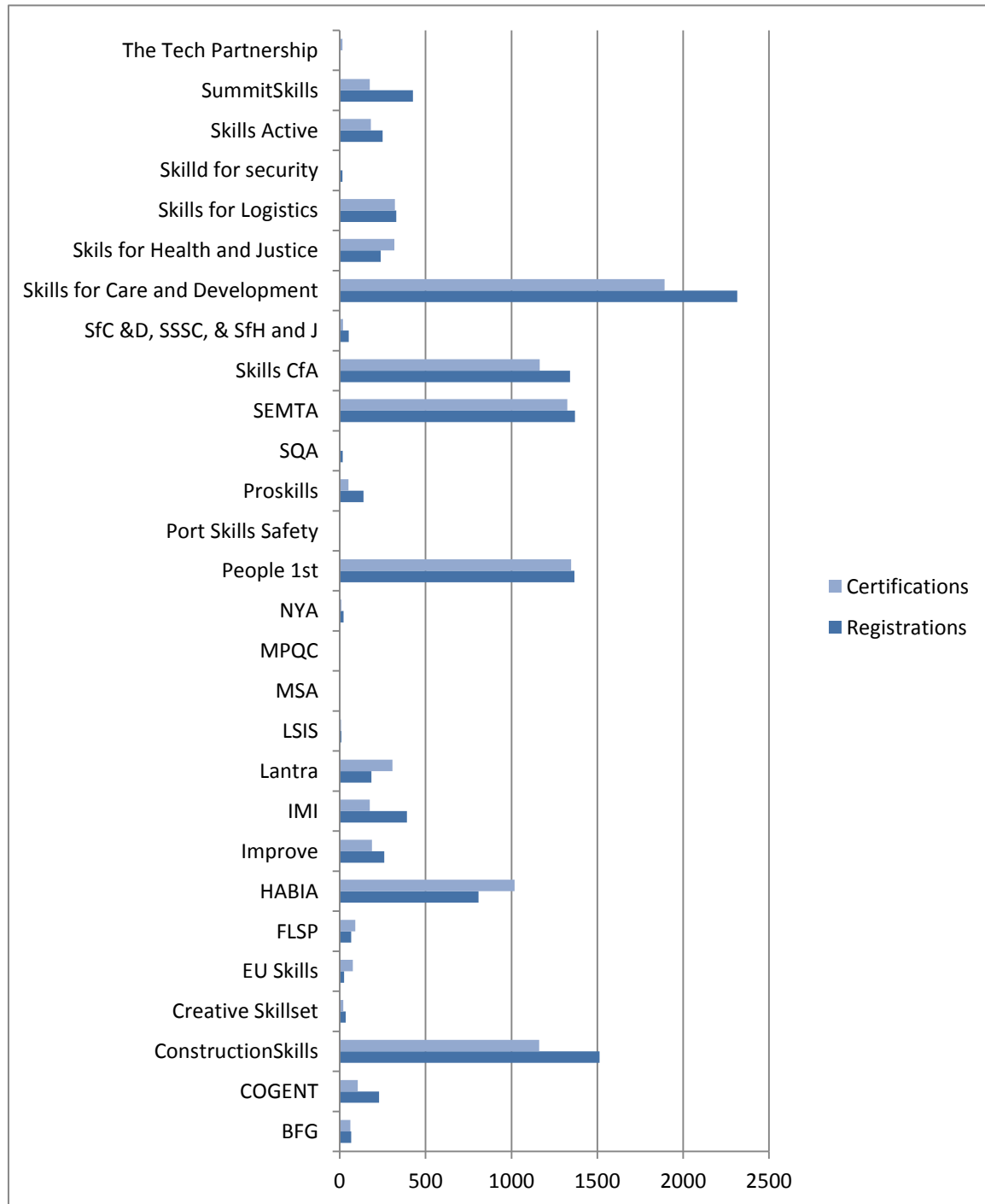


Figure 15 demonstrates that SVQs are favoured across a number of different sectors and by a number of different qualification developers. Upon closer examination, in many cases the high SVQ uptake for certain qualification developers can be attributed to matching sectors, for example: Social Services and Healthcare (Skills for Care and Development), Construction (ConstructionSkills), Hospitality (People 1st), Engineering (SEMTA).

Figure 16—R&L registrations and certifications by qualification Developer

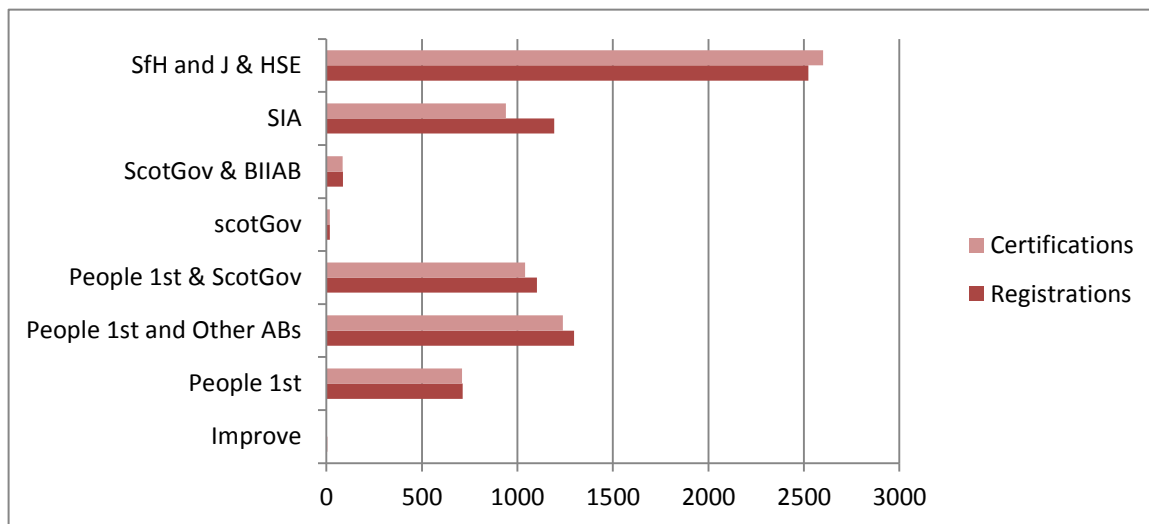
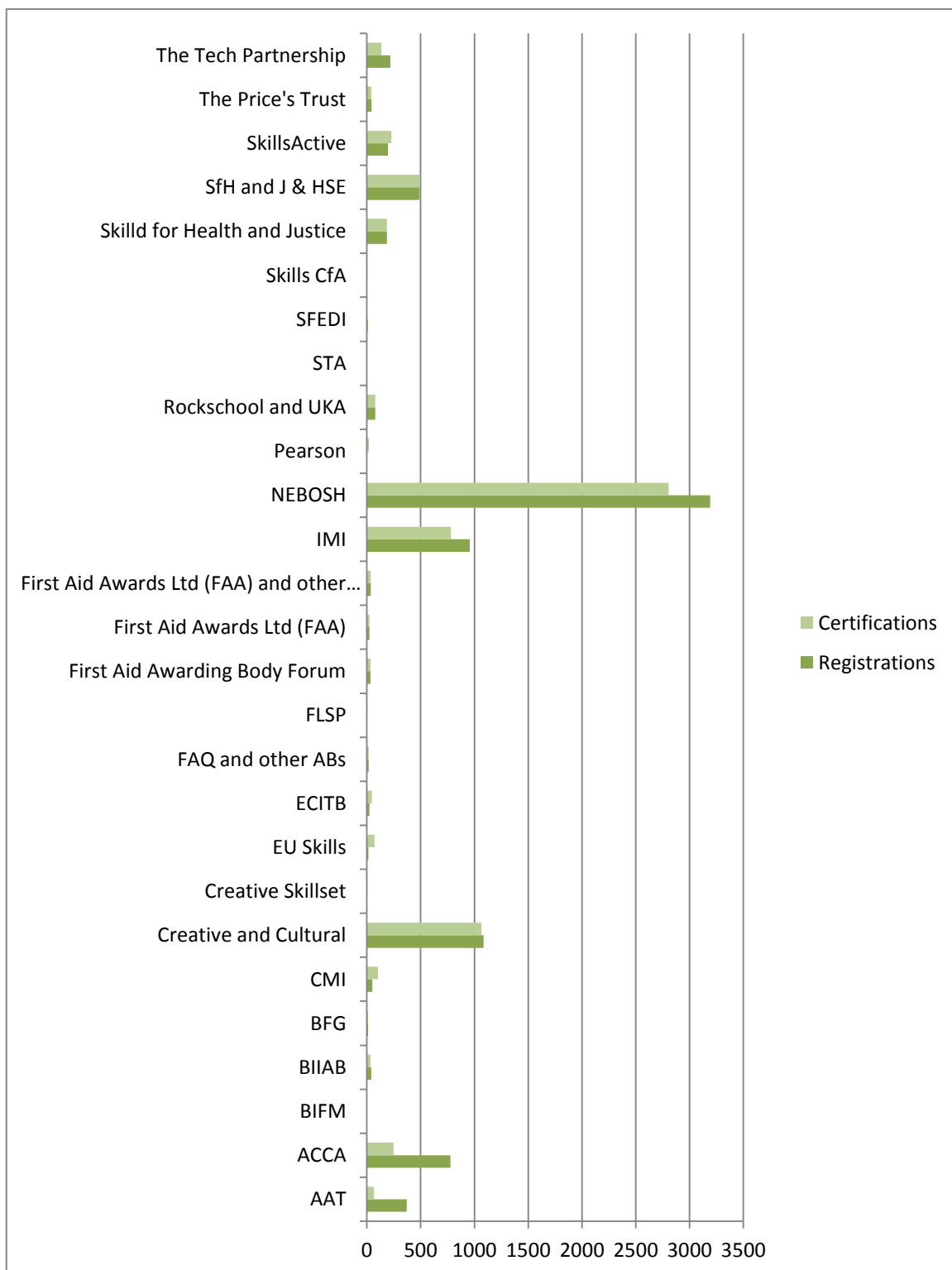


Figure 16 shows a number of different qualification developers working together to create different qualifications that are relevant to a smaller number of sectors than SVQs. While fewer candidates undertake R&L qualifications than SVQs, they are still significant. The qualifications themselves are relevant to a smaller range sectors, but they involve a licence to practise in certain industries. The majority of registrations for this qualification type are in Hospitality, Security and First Aid.

Figure 17 shows that while a large number of qualification developers have created 'Other' qualifications across a large number of different industries, the majority of registrations and certifications relate to a (relatively) small number of industries. The majority of the registrations for the developers in the graph below are for NEBOSH (Occupational Health and Safety), Creative and Cultural (Creative Industry) and IMI (Automotive industry).

Figure 17—'Other' registrations and certifications by Qualification Developer

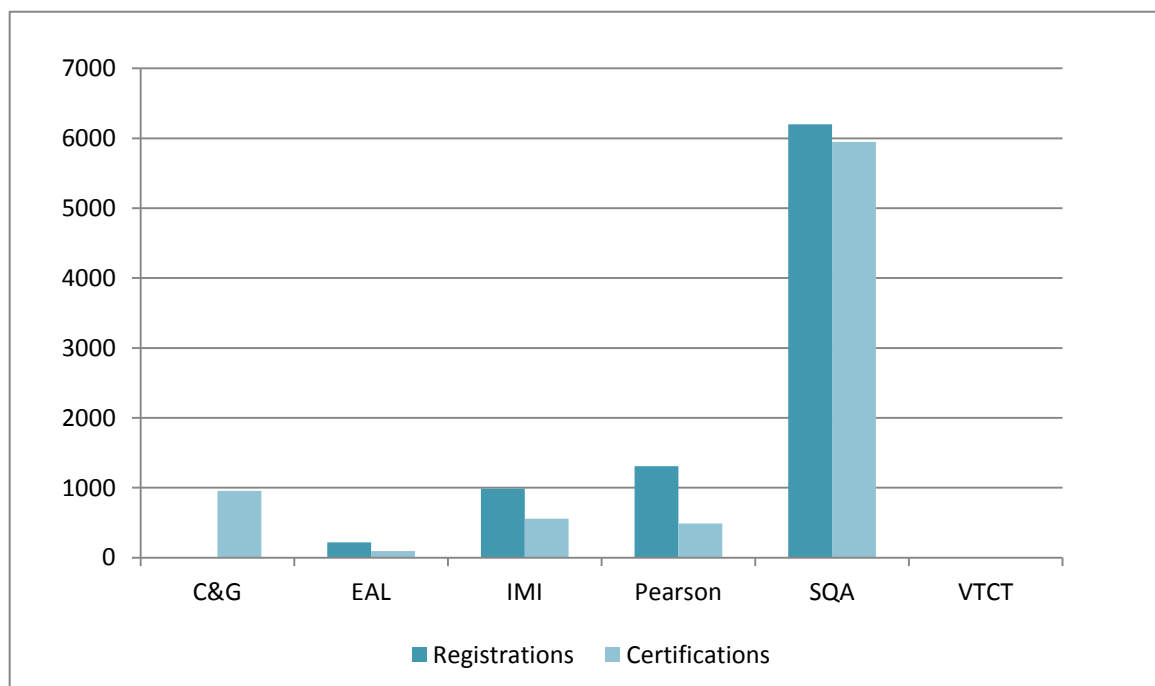


Workplace Core Skills

During the second quarter of 2015–16, 135 Workplace Core Skills were accredited. These range from SCQF Level 3 to SCQF Level 6.

There were 8,713 Workplace Core Skills registrations and 8,047 certifications in total. The awarding body with the most registrations and certifications was SQA, with 71% of registrations and 74% of certifications.

Figure 18 – Core Skills by awarding body



The Workplace Core Skill with the most registrations and certifications was Information and Communication Technology at SCQF Level 4, with 1,150 registrations and 1,265 certifications.

There were more Workplace Core Skills registrations at SCQF Level 5 than any other SCQF Level. The majority of certifications for Workplace Core Skills were at SCQF Level 4.

Figure 19 – Communication Core Skill

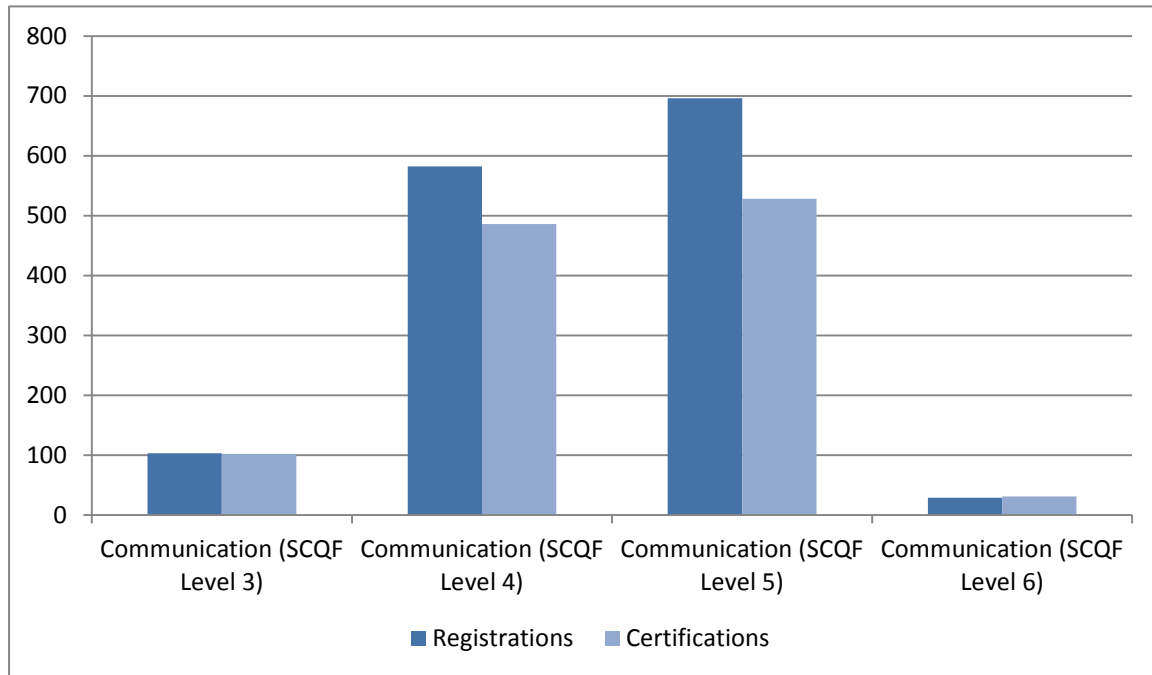


Figure 20 – Information and Communication Technology Core Skill

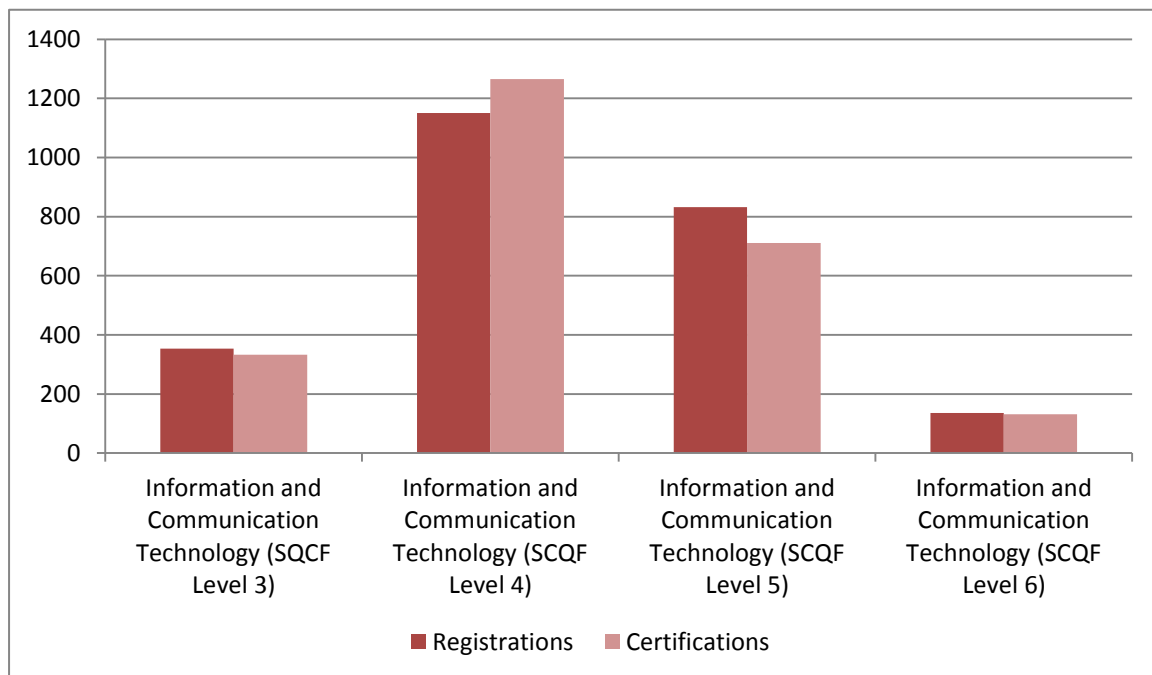


Figure 21 – Numeracy Core Skill

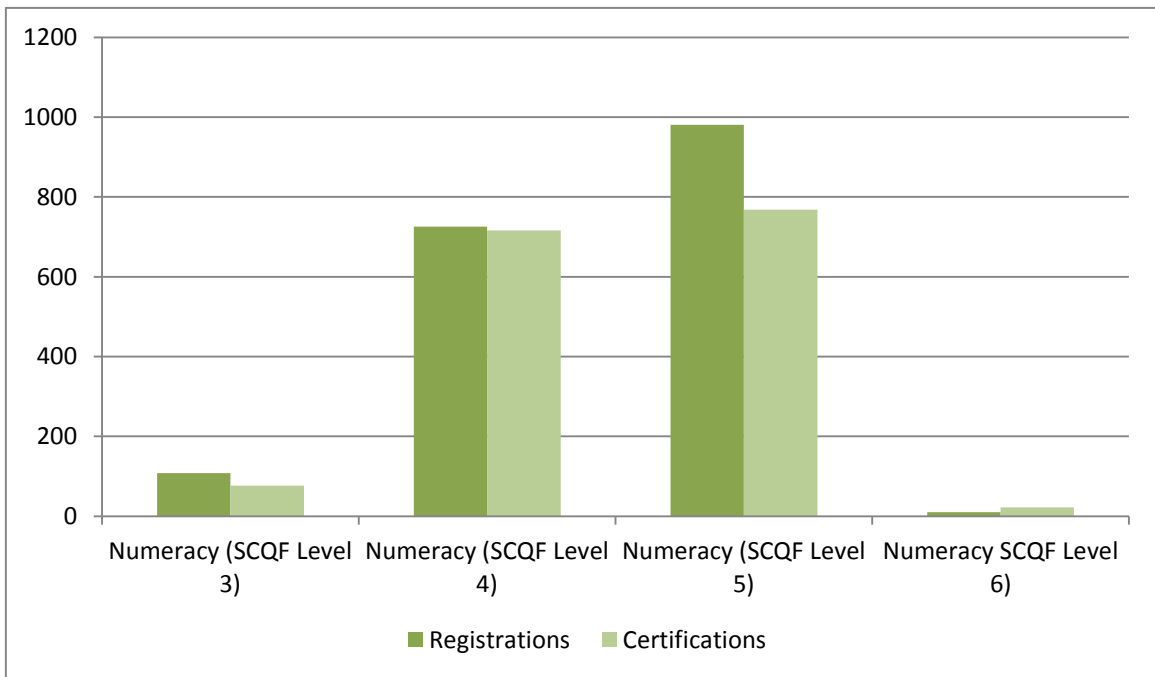


Figure 22 – Problem Solving Core Skill

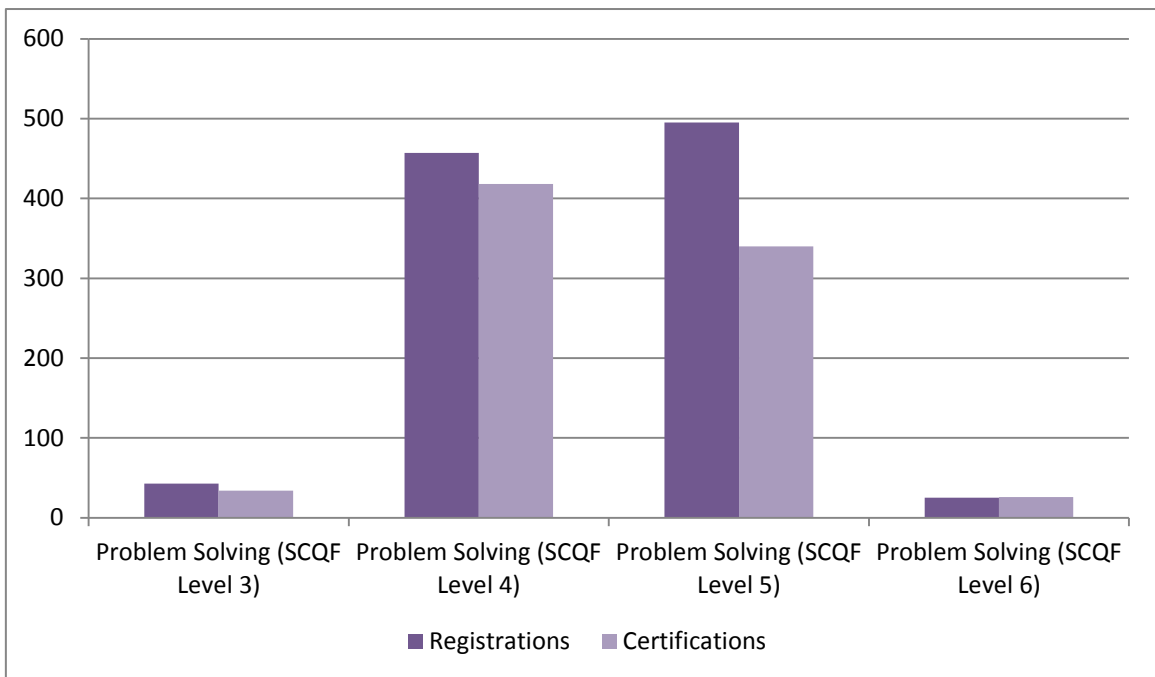


Figure 23 – Working with Others Core Skill



Glossary

Term	Description
Area of competence	There are 11 occupational areas of competence. These range from Tending Animals, Plants and Land, to Engineering, to Developing and Extending Knowledge and Skill. All SVQs are organised by the area of competence to which they belong.
Certifications	The process by which a centre requests a certificate for a candidate who has completed the full accredited qualification.
'Other' accredited qualification	All 'Other' accredited qualifications that are not SVQs or Regulatory and Licensing qualifications.
Registrations	The process by which a centre informs an awarding body that a candidate has commenced working towards an accredited qualification.
Regulatory and Licensing Qualification	Qualifications which are defined or required by industry regulators, such as the Security Industry Authority, and often underpin licence to practise schemes.
Scottish Vocational Qualification	Scottish Vocational Qualifications (SVQs) are qualifications which combine skills, knowledge and ability within a specific occupational area and are delivered in a workplace setting. The standards for SVQs are designed by the appropriate sector skills council (SSC).

Awarding bodies

Acronym	Awarding body
Not Applicable	1st4sport Qualifications
ASQ	Associated Sports Qualifications
AFS	Alcohol Focus Scotland
AAT	Association of Accounting Technicians
ACCA	Association of Chartered Certified Accountants
Not Applicable	BIIAB
CIH	Chartered Institute of Housing
CIPD	Chartered Institute of Personnel and Development
CMI	Chartered Management Institute
Not Applicable	City & Guilds of London Institute
ECITB	Engineering Construction Industry Training Board
EQL	Equestrian Qualifications GB Limited
EAL	Excellence, Achievement and Learning Limited
ESB	English Speaking Board
FAA	First Aid Awards
FAQ	Future (Awards & Qualifications) Ltd
GQA	GQA Qualifications Limited
HABC	Highfield Awarding Body for Compliance
IMI	IMI Awards Limited
IQ	Industry Qualifications Limited

Acronym	Awarding body
ILM	Institute of Leadership and Management
IRRV	Institute of Revenues Rating and Valuation
ITC	ITC First
ITEC	Education and Media Services Limited
Not Applicable	Lantra awards Limited
MPQC	Mineral Products Qualifications Council
NEBOSH	National Examination Board in Occupational Safety and Health
Not Applicable	PAA/VQ-SET
Not Applicable	PIABC
Not Applicable	Pearson Education Limited
Not Applicable	Rockschool Limited
RAD	Royal Academy of Dance
Not Applicable	Safe Cert Awards Limited
STA	Safety Training Awards Limited
Not Applicable	SFEDI Awards
Not Applicable	Skillsfirst Awards Ltd
Not Applicable	Scottish Bakers
SQA	Scottish Qualifications Authority
Not Applicable	The Prince's trust
VTCT	Vocational Training Charitable Trust
WCSM	Worshipful Company of Spectacle Makers