

Quarterly Statistics Report

Report on accredited qualifications

July–September 2016

Publication date December 2016

Publication code: AE5955

Published by the Scottish Qualifications Authority

The Optima Building, 58 Robertson Street, Glasgow, G2 8DQ

Lowden, 24 Wester Shawfair, Dalkeith, Midlothian EH22 1FD

accreditation.sqa.org.uk

The information in this publication may be reproduced in support of SQA qualifications. If it is reproduced, SQA should be clearly acknowledged as the source. If it is to be used for any other purpose, then written permission must be obtained from SQA. It must not be reproduced for trade or commercial purposes.

© Scottish Qualifications Authority 2016

Contents

Executive summary	1
Currently accredited qualifications	1
Analysis by awarding body	1
Analysis by area of competence	2
Introduction	3
Quarterly statistics	4
Currently accredited qualifications	4
Top 10 registrations and certifications	6
Analysis by qualification type	8
Scottish Vocational Qualifications (SVQ)	8
Analysis by SVQ level	9
Regulatory and Licensing (R&L) qualifications	10
Analysis by awarding body	11
Analysis by area of competence	13
Registrations by areas of competence	14
Certifications by area of competence	17
Analysis by qualifications developer	18
Workplace Core Skills	22
Glossary	26
Awarding bodies	27

Executive summary

This report provides an overview of qualification activity for SQA Accreditation approved awarding bodies for the second quarter (Q2) of 2016–17 (July–September 2016). The data used to form this report is obtained directly from awarding bodies as part of their quarterly submission requirements, therefore, they are responsible for ensuring the accuracy of the data supplied.

Currently accredited qualifications

At the end of the second quarter of 2016–17 there were 908 currently accredited qualifications. These consisted of 570 Scottish Vocational Qualifications (SVQs) (63% of all qualifications), 50 Regulatory and Licensing qualifications (5% of all qualifications), and 288 'Other' accredited qualifications (32% of all qualifications). There has been a 3% decrease (26 in total) in the number of available qualifications compared to the same time last year.

SQA Accreditation collects quarterly registration and certification data from all its approved awarding bodies. This is a summary of the data for Q2 2016–17. As SVQs typically take longer to complete and have more seasonal drivers than other qualification types, this summary compares SVQ statistics to the previous year, rather than the previous quarter.

Scottish Vocational Qualifications (SVQs)

11,148 SVQ registrations were received across all levels. This is a decrease of 3% compared to the same quarter in the previous year. However, during the same period, 9,643 SVQ certifications were submitted across all levels. This is a decrease of 4% compared to the same period last year. Levels 2 and 3 had the highest number of registrations and certifications, reflecting the high number of qualifications and high demand for qualifications at these levels, partially due to their inclusion in Modern Apprenticeship (MA) frameworks.

Regulatory and Licensing Qualifications

6,764 Regulatory and Licensing qualification registrations were submitted to SQA Accreditation. Compared to Q1 2016–17, this is a decrease of 22%. During the same period, 6,441 Regulatory and Licensing qualification certifications were submitted to SQA Accreditation, which is a decrease of 25% compared to the previous quarter.

'Other' Qualifications

In Q2 2016–17, 7,952 'Other' qualification registrations were submitted to SQA Accreditation. This is a decrease of 21% compared to Q1 2016–17. During the same period, 6,617 'Other' qualification certifications were submitted, which is a decrease of 5% compared to Q1 2016–17.

Analysis by awarding body

It is clear from the data that some awarding bodies are more prominent in different qualification types. For example, in terms of registering and certifying SVQ candidates, SQA was the leading awarding body. SQA was also the leader for Regulatory and Licensing Qualifications, and NEBOSH was the leader for 'Other' qualifications.

SVQs: SQA registered 8,366 candidates (75% of all SVQ registrations) and certificated 6,769 candidates (70% of all SVQ certifications).

Regulatory and Licensing: SQA registered 1,714 candidates (25% of all Regulatory and Licensing registrations) and certificated 1,707 candidates (27% of all Regulatory and Licensing certifications).

'Other': NEBOSH registered 3,010 candidates (38% of all 'Other' registrations) and certificated 2,430 candidates (37% of all 'Other' certifications).

Analysis by area of competence

Area 008: Providing Health, Social Care and Protective Services had the highest number of registrations and certifications across all qualifications types.

Introduction

SQA Accreditation is the national accrediting body for Scotland. We set and specify the requirements for accrediting qualifications to support the needs of learners and employers in Scotland. We do this by promoting and maintaining public confidence in accredited qualifications and approved awarding bodies.

The information shown has been produced from information provided by approved awarding bodies. This data covers SQA accredited qualifications during the second quarter of 2016–17 (July–September 2016) and focuses on those candidates who were:

- ◆ registered for an SQA accredited qualification
- ◆ certificated for an SQA accredited qualification

At the point of accreditation, all qualifications are allocated a qualification type and an area of competence, which are used to classify qualifications in this report. This report provides information on the number of registrations and certifications according to awarding body, area of competence, qualification type and level. Data may be revised in subsequent reports due to late submission or if any errors are identified.

For upcoming data submissions, the following deadline dates apply and must be adhered to by all awarding bodies to ensure consistency and accuracy of data in future reports:

- ◆ 13 January 2017 for Q3 2016–17 data (October to December 2016)
- ◆ 14 April 2017 for Q4 2016–17 data (January to March 2017)
- ◆ 14 July 2017 for Q1 2017–18 data (April to June 2017)
- ◆ 16 October 2017 for Q1 2017–18 data (July to September 2017)

Quarterly statistics

This report covers all qualification types that we accredit, categorised as follows:

- ◆ Scottish Vocational Qualifications (SVQs)
- ◆ Regulatory and Licensing qualifications (R&L)
- ◆ 'Other' accredited qualifications


SQA Accreditation has a statutory remit to accredit SVQs and Regulatory and Licensing qualifications. It also accredits 'Other' qualifications on a voluntary basis. Where these qualifications form part of the mandatory section of Modern Apprenticeship (MA) frameworks, they must be accredited by SQA Accreditation.

This report presents an overview of accreditation activity for the second quarter (Q2) of 2016–17 (July–September 2016). The qualification uptake statistics in the report are based on data submitted to us by our approved awarding bodies. Awarding bodies are responsible for ensuring the accuracy of the data submitted. These statistics cover a three-year period in order to ensure that the published information is relevant, appropriate and easy to understand.

Currently accredited qualifications

At the end of the second quarter of 2016–17 there were 908 accredited qualifications. These were made up of 570 SVQs (63%), 50 R&L qualifications (5%) and 288 'Other' qualifications (32%).

Figure 1–Accredited Qualifications



The total number of accredited qualifications (not including lapsed qualifications) has decreased from Q1 2016–17 by 26 in total.

Figure 2 – Accredited Qualifications by Qualification Type

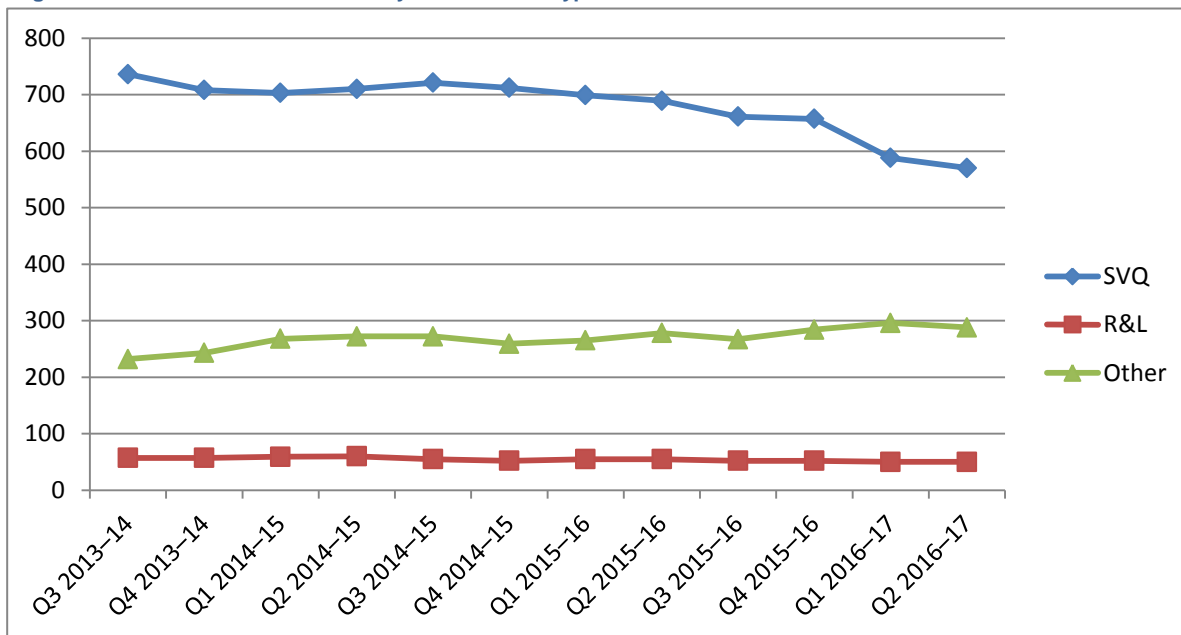


Figure 2 shows the change in qualification type over a three-year period. There has been a decrease in the number of available SVQs during the last few quarters. The main factor is that the broadened scope of MA frameworks allows competence-based qualifications other than SVQs to be accredited for inclusion in MA frameworks.

Top 10 registrations and certifications

During Q2 2016–17 the following qualifications had the highest number of registrations across all qualifications types.

Table 1 – Top 10 performing qualification in terms of registrations

Qualification title	Qualification type	No of registrations
NEBOSH National General Certificate in Occupational Health and Safety	Other	1,904
BIIAB Scottish Certificate for Personal Licence Holders at SCQF Level 6	Regulatory	1,102
SQA SVQ in Social Services and Healthcare at SCQF Level 6	SVQ	850
HABC Award for Working as a Door Supervisor within the Private Security Industry (Scotland) at SCQF Level 6	Regulatory	824
Emergency First Aid at Work at SCQF Level 5	Regulatory	797
SQA SVQ in Social Services and Healthcare at SCQF Level 7	SVQ	631
FAA Award in Emergency First Aid at Work at SCQF Level 5	Regulatory	525
SQA SVQ 3 in Wood Occupations (Construction): Carpentry and Joinery	SVQ	516
SQA First Aid at Work at SCQF Level 6	Regulatory	477
SQA SVQ in Social Services (Children and Young People) at SCQF Level 7	SVQ	471

During the second quarter of 2016–17 the following ten qualifications had the highest number of certifications across all qualifications types.

Table 2 – Top 10 performing qualifications in terms of certifications

Qualification title	Qualification type	No of certifications
NEBOSH National General Certificate in Occupational Health and Safety	Other	1,550
BIIAB Scottish Certificate for Personal Licence Holders at SCQF Level 6	Regulatory	1,031
SQA Emergency First Aid at Work at SCQF Level 5	Regulatory	779
SQA SVQ in Social Services and Healthcare at SCQF Level 6	SVQ	749
EAL SVQ 2 in Performing Engineering Operations at SCQF Level 5	SVQ	706
HABC Award for Working as a Door Supervisor within the Private Security Industry (Scotland) at SCQF Level 6	Regulatory	673
FAA Award in Emergency First Aid at Work at SCQF Level 5	Regulatory	524
SQA SVQ in Social Services (Children and Young People) at SCQF Level 7	SVQ	511
SQA SVQ in Social Services and Healthcare at SCQF Level 7	SVQ	466
SQA First Aid at Work at SCQF Level 6	Regulatory	430

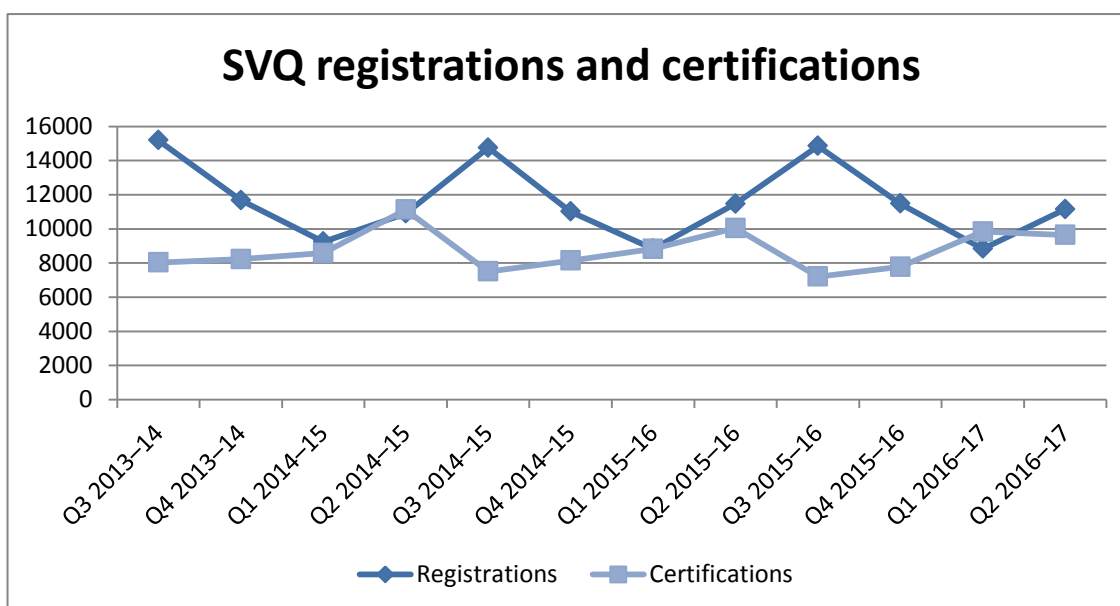
Analysis by qualification type

SQA Accreditation has collected qualification data from approved awarding bodies for several years and as a result is able to present trends in this data. The data that is gathered informs analysis across a variety of sectors and all types of accredited qualifications without limiting statistics to SVQs. This should give a complete picture of the landscape for accredited qualifications.

Scottish Vocational Qualifications (SVQ)

During the second quarter of 2016–17 (July–September), 11,148 registrations were received across all SVQ levels.

Figure 3 – SVQ registrations and certifications



This is a decrease of 3% compared to the same quarter in the previous year, and an increase of 3% from the same quarter in 2014–15. The graph shows a fairly stable annual pattern.

During Q2 of 2016–17, 9,643 SVQ certifications were submitted across all levels — a decrease of 4% compared to the same quarter last year and a decrease of 13% from the same time in 2014–15.

These registrations and certifications cover 981 different qualifications (including lapsed qualifications), offered by 18 different awarding bodies. During this quarter, SVQs represented 71% of all live accredited qualifications, 43% of all registrations and 42% of all certifications.

The SVQ with the highest number of registrations was the SQA SVQ in Social Services and Healthcare at SCQF Level 6, with 850 registrations. This has been the SVQ with the highest uptake since Q2 2014–15.

Analysis by SVQ level

The majority of SVQ registrations were at level 3, with 6,125 representing 55% of SVQ registrations. The majority of SVQ certifications were also at level 3, with 4,740 certifications representing 49% of SVQ certifications during Q2 2016–17 (July–September). (See figures 4 and 5).

Figure 4 – Registrations by SVQ level

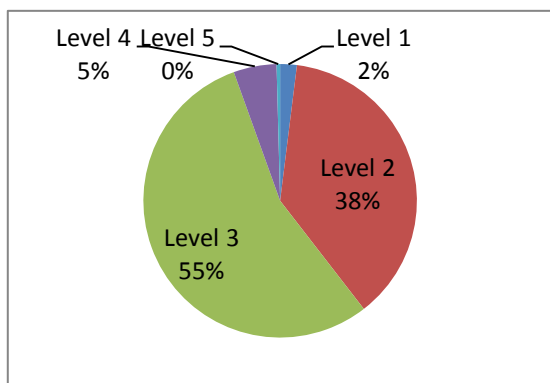
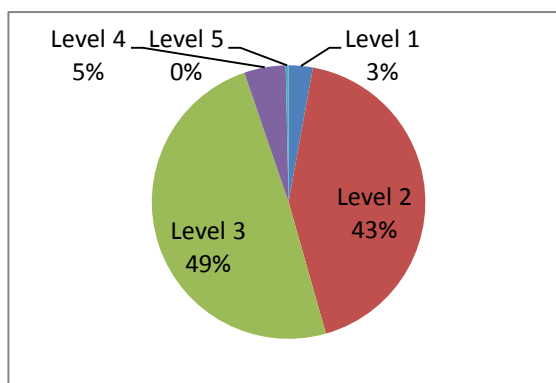


Figure 5 – Certifications by SVQ level



The distribution of registrations and certifications across all levels is fairly stable. The majority of registrations and certifications are at levels 2 and 3. There are many more SVQs available at these levels, as shown in table 3.

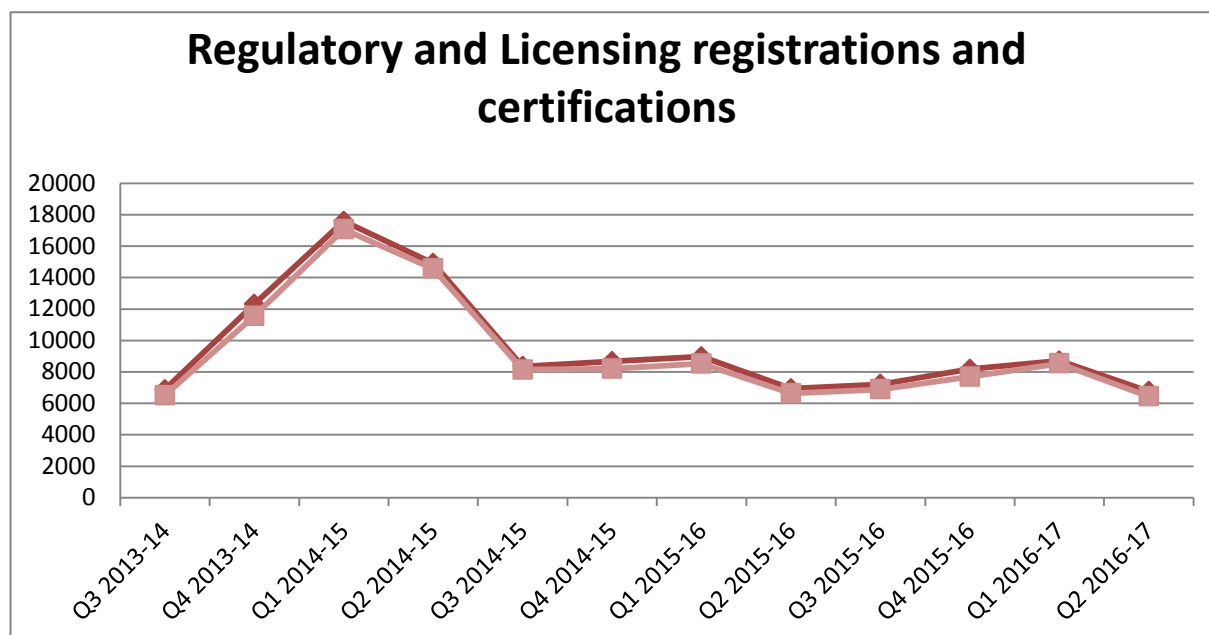
Table 3 — SVQ Levels

SVQ level	No of SVQs
Level 1	29
Level 2	252
Level 3	261
Level 4	39
Level 5	7

The higher numbers of SVQs at these levels is due to SVQs at levels 2 and 3 forming part of a considerable number of MA frameworks. Of Level 2 and 3 SVQs, 73% and 74% respectively are present in MA frameworks. Currently, 21 SVQ Level 4 and 5 SVQ Level 5 qualifications are included in apprenticeship frameworks.

Regulatory and Licensing (R&L) qualifications

Figure 6 – Regulatory and Licensing registrations and certifications



During the second quarter of 2016–17, 6,764 Regulatory and Licensing registrations were submitted to SQA Accreditation. This is a decrease of 2% compared to the same time last year. During the same period, 6,441 Regulatory and Licensing certifications were submitted to SQA Accreditation — also a decrease (of 3%) compared to the same quarter last year. Registrations have decreased by 55% compared to the same period two years ago, and certifications have also decreased by 56% compared to the same period. The spike in uptake between Q3 2013–14 and Q3 2014–15, was caused by the Scottish Certificate for Personal Licence holders (SCPLH) refresh.

As shown in figure 6, there has been a slight dip in the number of registrations and certifications for R&L qualifications from last quarter. Without changes to legislation in First Aid or Licensing qualifications, it is expected that the registrations and certification will stay somewhere between 6,000 and 10,000 for the next few quarters.

These registrations and certifications cover 52 different qualifications (including lapsed qualifications), offered by 13 different awarding bodies. During this quarter, Regulatory and Licensing qualifications represented 4% of all live accredited qualifications, 26% of all registrations, and 28% of all certifications. The R&L qualification with the highest number of registrations this quarter was the Scottish Certificate for Personal Licence Holders at SCQF Level 6 offered by BIIAB. This qualification also experienced the highest number of certifications.

All other accredited qualifications ('Other')

During the second quarter of 2016–17, 7,952 registrations for 'Other' qualifications were submitted to SQA Accreditation. This is an increase of 1% compared to the same quarter of the previous year. During the same period, 6,617 'Other' certifications were submitted — an increase of 1% compared to the same quarter of the previous year.

Figure 7– 'Other' registrations and certifications



Registrations and certifications for 'Other' qualifications cover 336 different qualifications, offered by 27 different awarding bodies. During this quarter, 'Other' qualifications represented 25% of all live accredited qualifications, 31% of all registrations, and 29% of all certifications.

The 'Other' qualification with the highest number of registrations this quarter was NEBOSH National General Certificate in Occupational Health and Safety, with 1,904 registrations. The qualification with the highest number of certifications was also the NEBOSH National General Certificate in Occupational Health and Safety, with 1,550 certifications.

Analysis by awarding body

During Q2 of 2016–17 the awarding body with the highest number of SVQ registrations overall was SQA, with 8,366 registrations (75% of all SVQ registrations). This awarding body also reported the highest number of SVQ certifications overall, with 6,769 certifications (70% of all SVQ certifications).

For R&L qualifications, the top awarding body for registrations and certifications was SQA, with 1,714 registrations (25% of all R&L registrations). The awarding body with the most R&L certifications was SQA with 1,707 certifications (27% of all R&L certifications).

NEBOSH was the awarding body with the most registrations and certifications for 'Other' qualifications with 3,010 registrations (38% of all 'Other' registrations) and 2,430 certifications (37% of all 'Other certifications).

Figure 8 – Number of registrations by awarding body

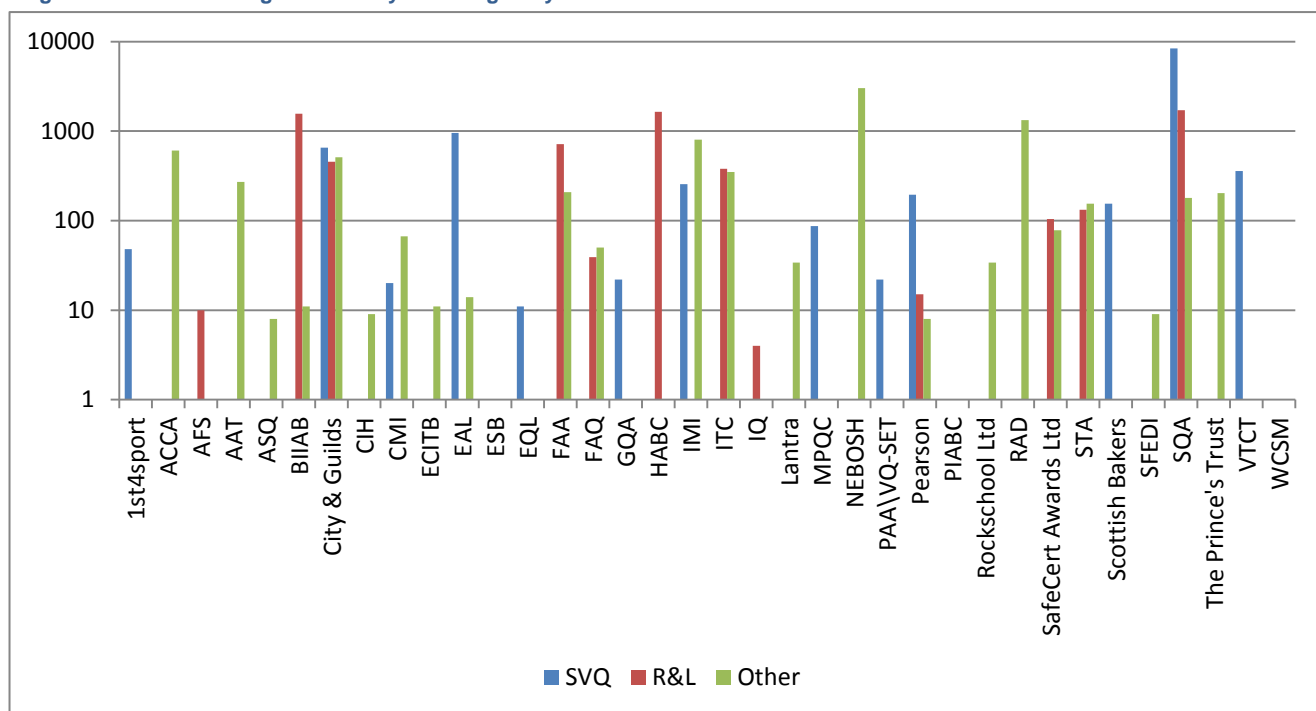
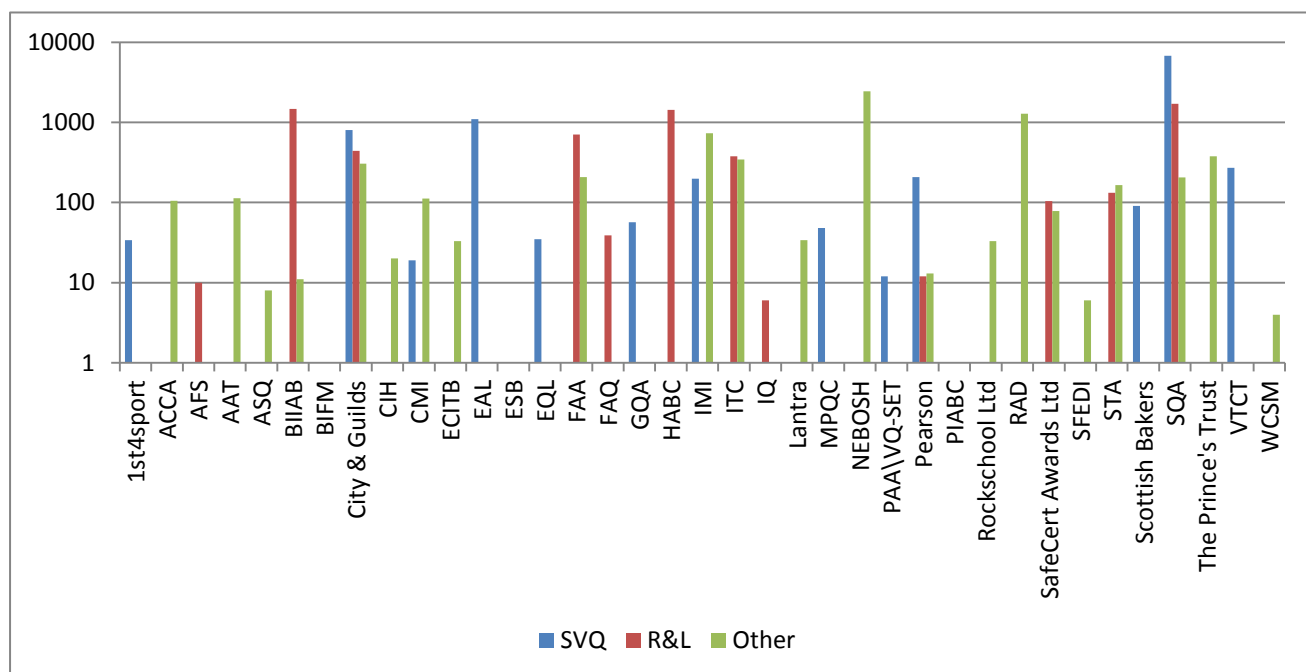


Figure 9 – Number of certifications by awarding body



Throughout Q2 2016–17 the following awarding bodies all indicated that they had no registrations or certifications for any of their accredited qualifications:

- ◆ ESB
- ◆ QFI
- ◆ PIABC

Qualifications and awarding bodies with zero uptake are monitored regularly, and where there is no activity for a two-year period, the Accreditation and/or Regulation manager will discuss the reasons for this with the awarding body (as described in SQA Accreditation's Zero Uptake policy).

In terms of breakdown by qualification type, awarding bodies tend to focus on specific qualification types, with only SQA, City and Guilds, and Pearson having accredited qualifications and uptake across all types. (See figures 8 and 9 above — please note that the scale in the graphs above has been altered to make them more readable.)

Analysis by area of competence

At the point of accreditation, each qualification is assigned to one of the following 11 areas of competence:

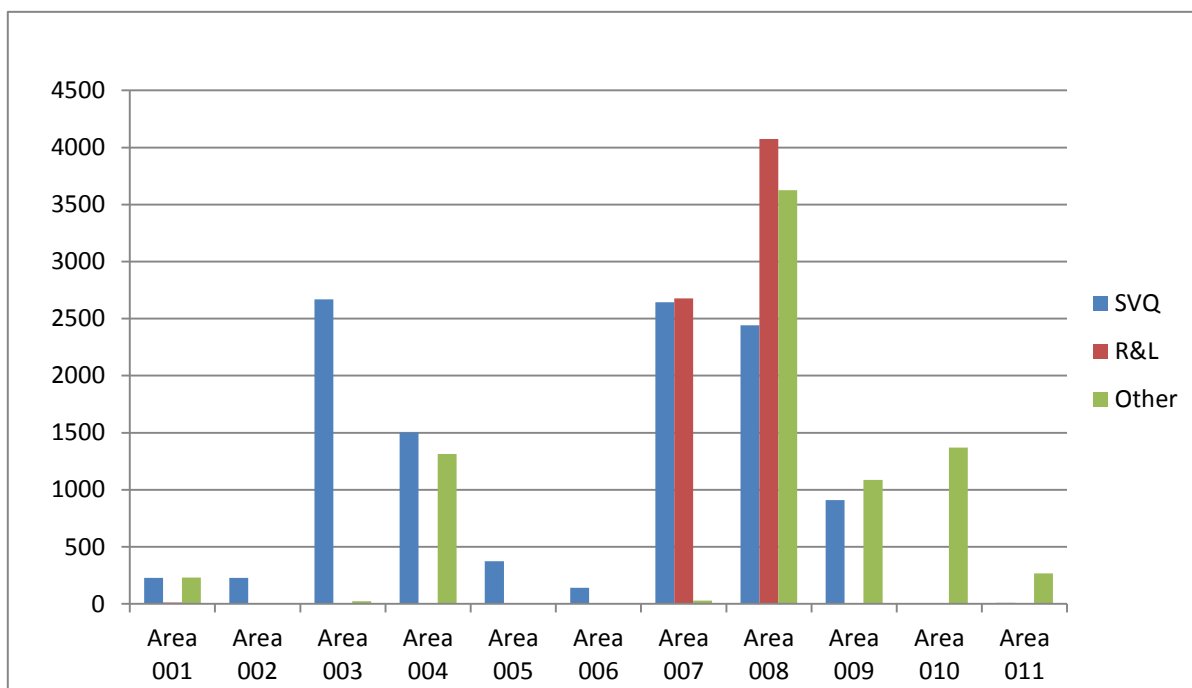
- ◆ 001 Tending Animals, Plants and Land
- ◆ 002 Extracting and Providing Natural Resources
- ◆ 003 Constructing
- ◆ 004 Engineering
- ◆ 005 Manufacturing
- ◆ 006 Transporting
- ◆ 007 Providing Goods and Services
- ◆ 008 Providing Health, Care and Protective Services
- ◆ 009 Providing Business Services
- ◆ 010 Communicating and Entertaining
- ◆ 011 Developing and Extending Knowledge and Skill

Each awarding body and standards Setting Organisation (SSO) has responsibility for verifying the allocation of these areas on a monthly basis when they are published on the Qualification Listing and Lapsing Reports webpage. These classifications are combined with registration and certification data submitted by awarding bodies to produce the statistics below.

Registrations by areas of competence

Registrations across areas of competence have historically been concentrated in two of the 11 areas listed. Figure 10 provides an overview of registrations for each area of competence further broken down by qualification type.

Figure 10 – registrations by area of competence and qualification type

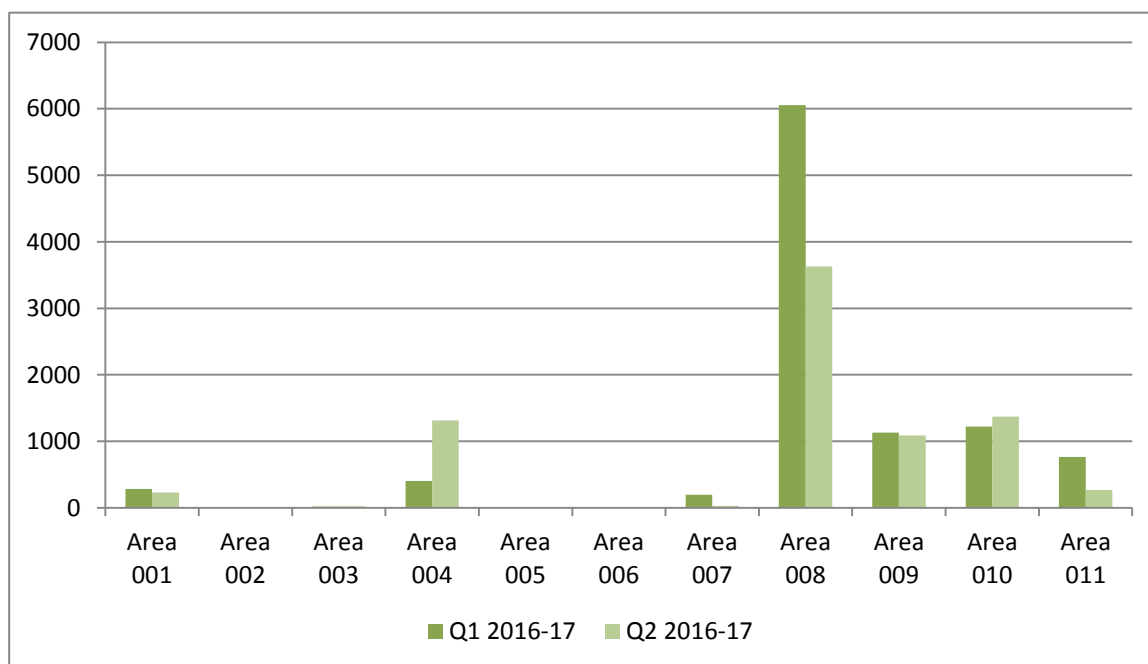


- ◆ The area of competence that experienced the highest number of SVQ registrations was Area 003: Constructing, which had 2,669 registrations representing 24% of SVQs during the second quarter of 2016–17.
- ◆ The area of competence with the highest number of Regulatory and Licensing registrations was Area 008: Providing Health, Social Care and Protective Services, with 4,075 registrations, representing 60% of R&L qualifications during the second quarter of 2016–17
- ◆ The area of competence that experienced the highest number of ‘Other’ registrations was Area 008: Providing Health, Social Care and Protective services with 3,626 registrations, representing 46% of ‘Other’ qualifications during the second quarter of 2016–17.

The most significant changes to the distribution of registrations for 'Other' qualifications compared to quarter 1 of 2016–17 are in Areas 004: Engineering and 008: Providing Health, Social Care and Protective services. The changes in the graph below are very similar to the changes between Q1 2015–16 and Q2 2015–16.

- ◆ Area 008: Providing Health, Social care and Protective Services had the highest number of registrations again this quarter (3,626). This has decreased by 60% from the last quarter.
- ◆ The NEBOSH National General Certificate in Occupational Health and Safety has been a consistent top performer in Area 008: Providing Health, Social care and Protective Services.
- ◆ The decrease in registrations for Area 011: Developing Knowledge and Skills shown below can be attributed to a drop in registrations for various qualifications offered by The Prince's Trust since Q1 2016–17.

Figure 11—Registrations for 'Other' qualifications

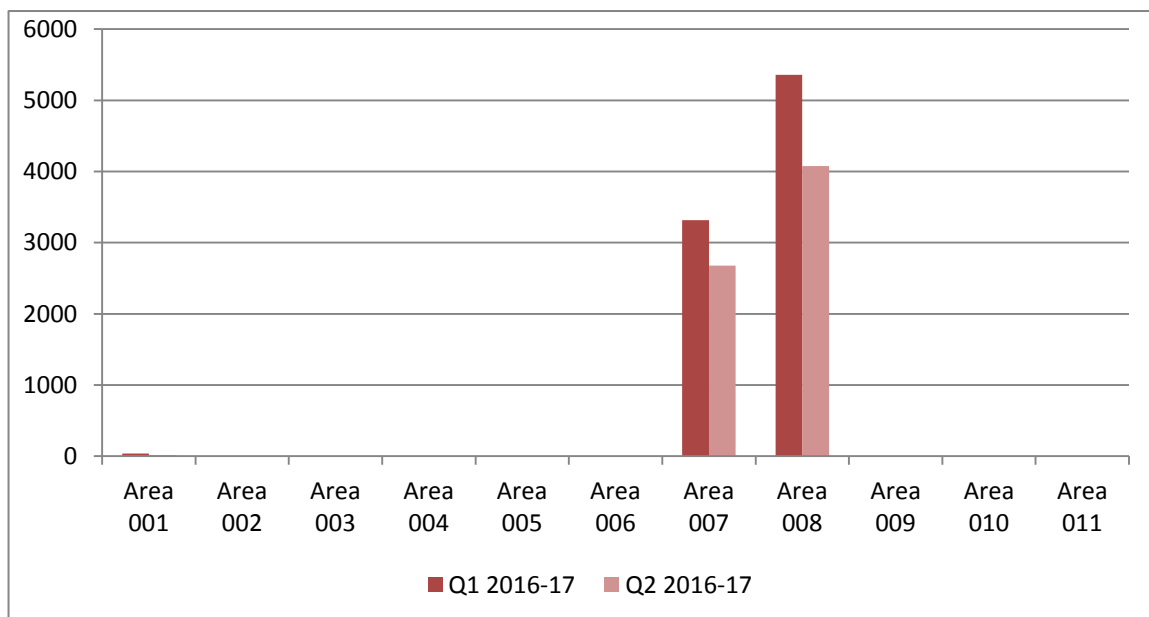


The number of R&L registrations in Area 007: Providing Goods and Services decreased since Q1 2016–17. There was a decrease of 19% for Area 007: Providing Goods and Services and a decrease of 24% for Area 008: Providing Health, Social Care and Protective Services as shown in figure 12.

The majority of registrations for R&L qualifications in Area 007: Providing Goods and Services are for various licensing qualifications in the hospitality industry.

The majority of R&L registrations in Area 008: Providing Health, Social Care and Protective Services are for various first aid qualifications, many of which are present in Modern Apprenticeship frameworks.

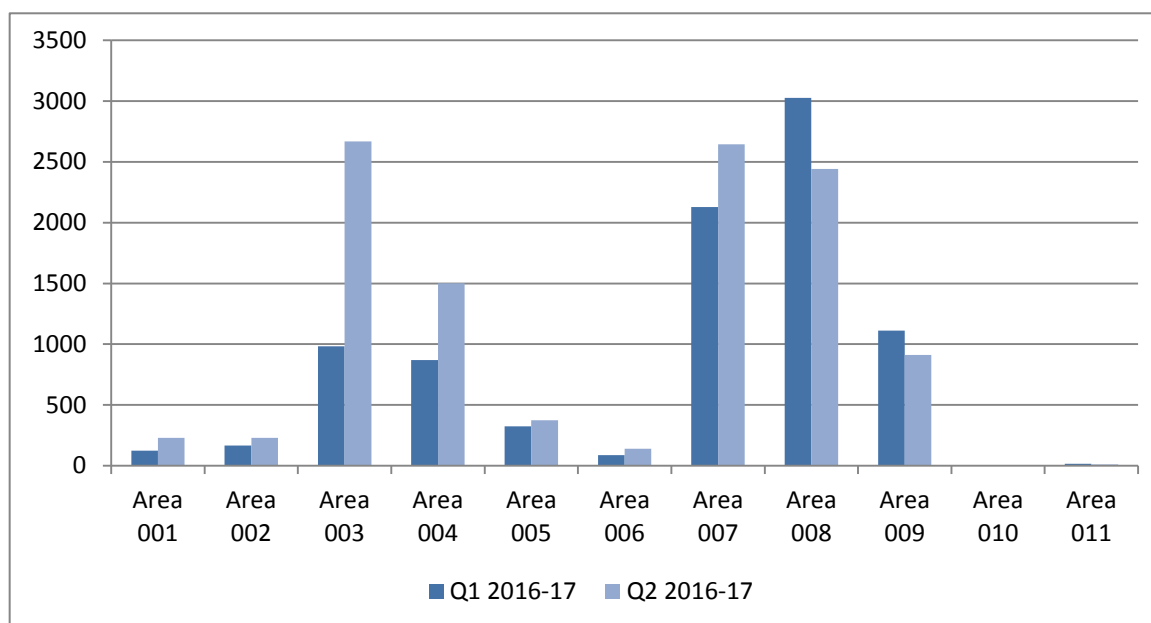
Figure 12 – Registrations for regulatory and licensing qualifications



Compared to the previous quarter, SVQ registrations increased in Q2 this year, in line with expectations during this time period (see Figure 13). The distribution of these registrations is similar compared to the same period last year.

- ◆ There has been a significant increase in the number of registrations for Area 003: Constructing. An increase in the number of workers over the next few years was predicted in the Q4 2015–16 quarterly report. The slightly higher than usual registrations could be a result of this.
- ◆ The Area 008: Providing Health, Social Care and Protective Services has dropped since Q1 2016–17. There have been fewer registrations for SVQs across this Area of Competence so the drop cannot be attributed to one individual qualification.
- ◆ The majority of SVQ registrations for Area 008: Providing Health, Social Care and Protective services fall within the social services and healthcare sector.

Figure 13—Registrations for SVQs

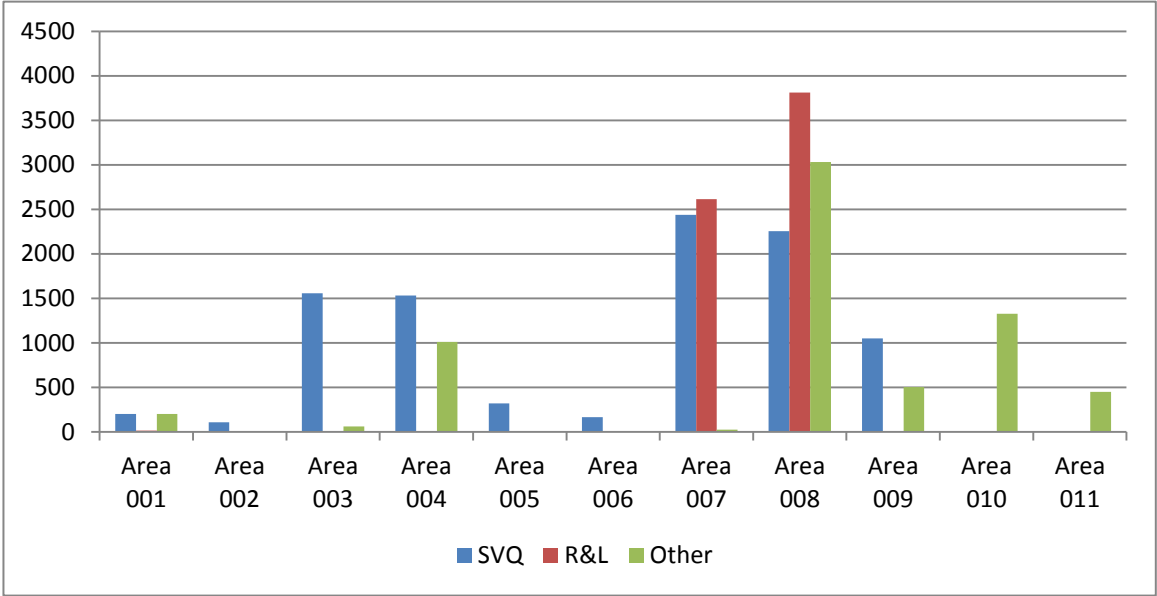


Certifications by area of competence

Certifications by area of competence are lower than registrations, yet the general trends are similar in the sense that the most certifications were for areas 007 and 008, as shown in figure 14.

- ◆ The area of competence that experienced the highest number of SVQ certifications was Area 007: Providing Goods and Services with 2,348 certifications, representing 25% certifications during this period.
- ◆ The area of competence that experienced the highest number of R&L certifications was Area 008: Providing Health, Social Care and Protective Services with 3,811 certifications representing 59% of R&L qualifications during the same period.
- ◆ The area of competence that experienced the highest number of certifications for 'Other' qualifications was also Area 008: Providing Health, Social Care and Protective Services with 3,031 certifications, representing 46% of 'Other' qualifications during the same period.

Figure 14—Certifications by area of competence and qualification type



Analysis by qualifications developer

SQA Accreditation focuses more directly on analysis by area of competence, rather than by Standard Setting Organisation (SSO) or qualification developer. Nevertheless, the breakdown of registrations and certifications by qualification developer is presented in Figures 15, 16, 17. Many of these will be subject to change throughout the next financial year as changes to the funding of projects will affect many of the current qualification developers.

Figure 15 — SVQ registrations and Certifications by Qualification Developer

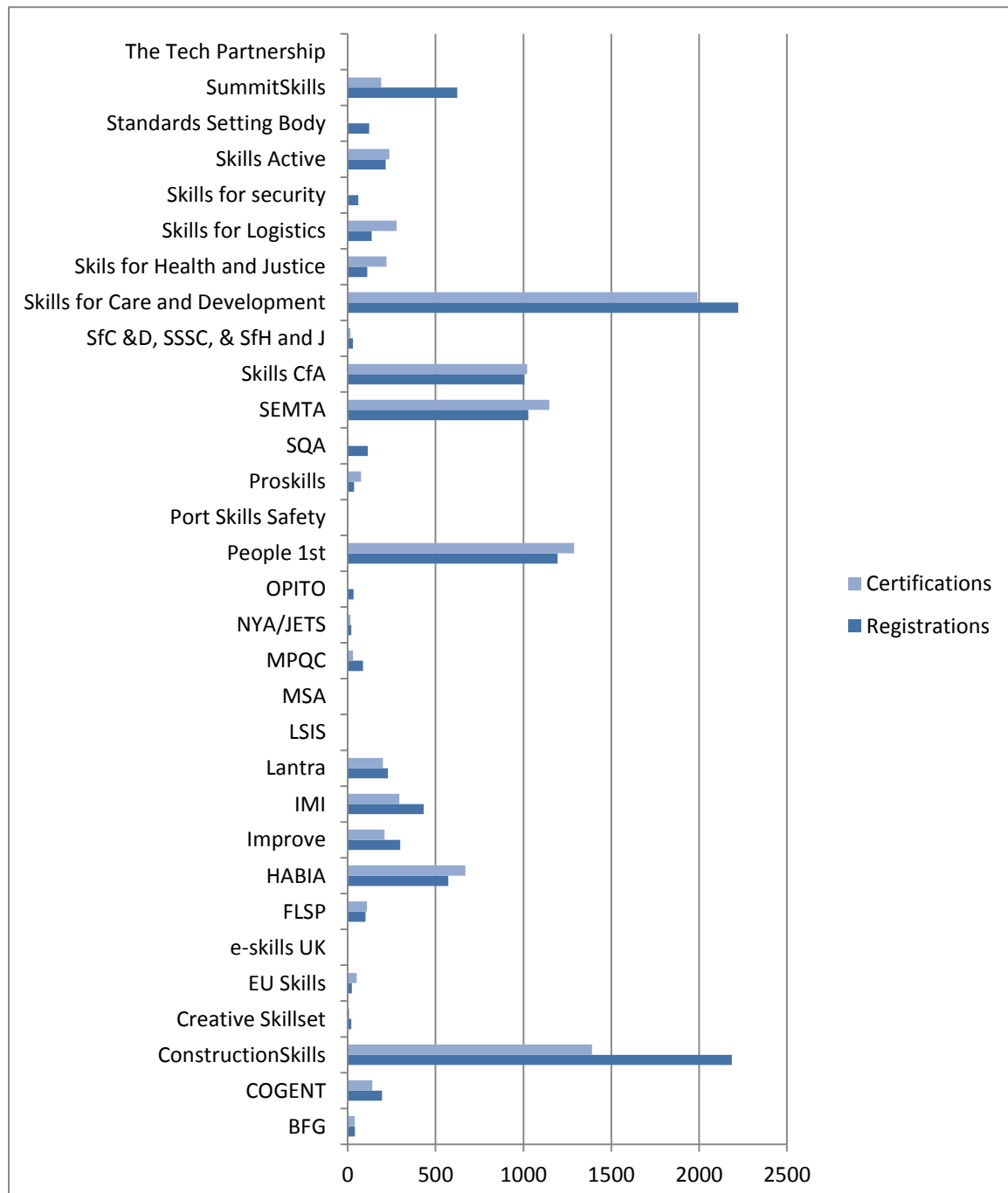


Figure 15 demonstrates that SVQs are favoured across a number of different sectors and by a number of different qualification developers.

Figure 16—R&L registrations and certifications by qualification Developer

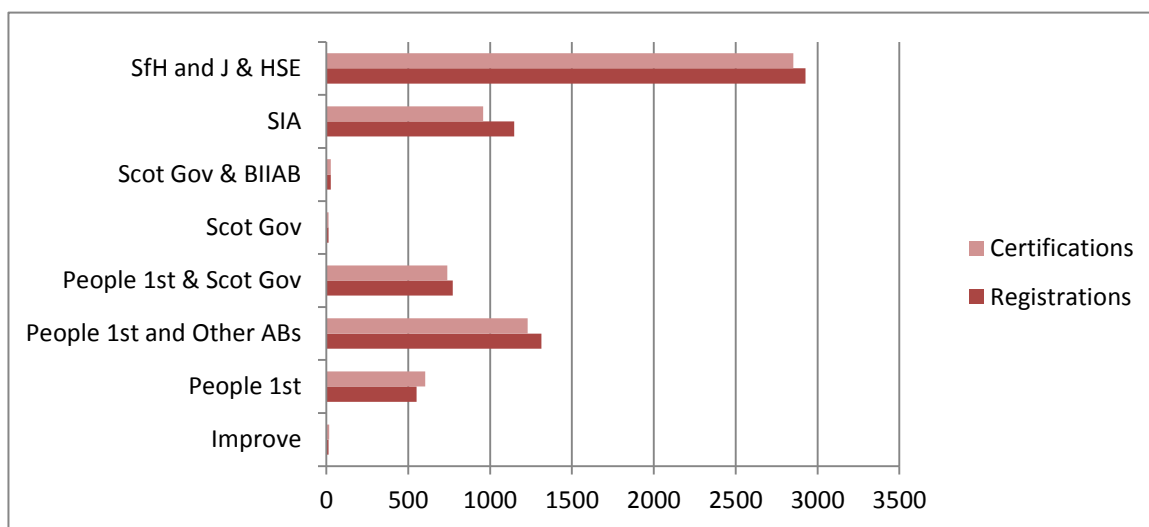
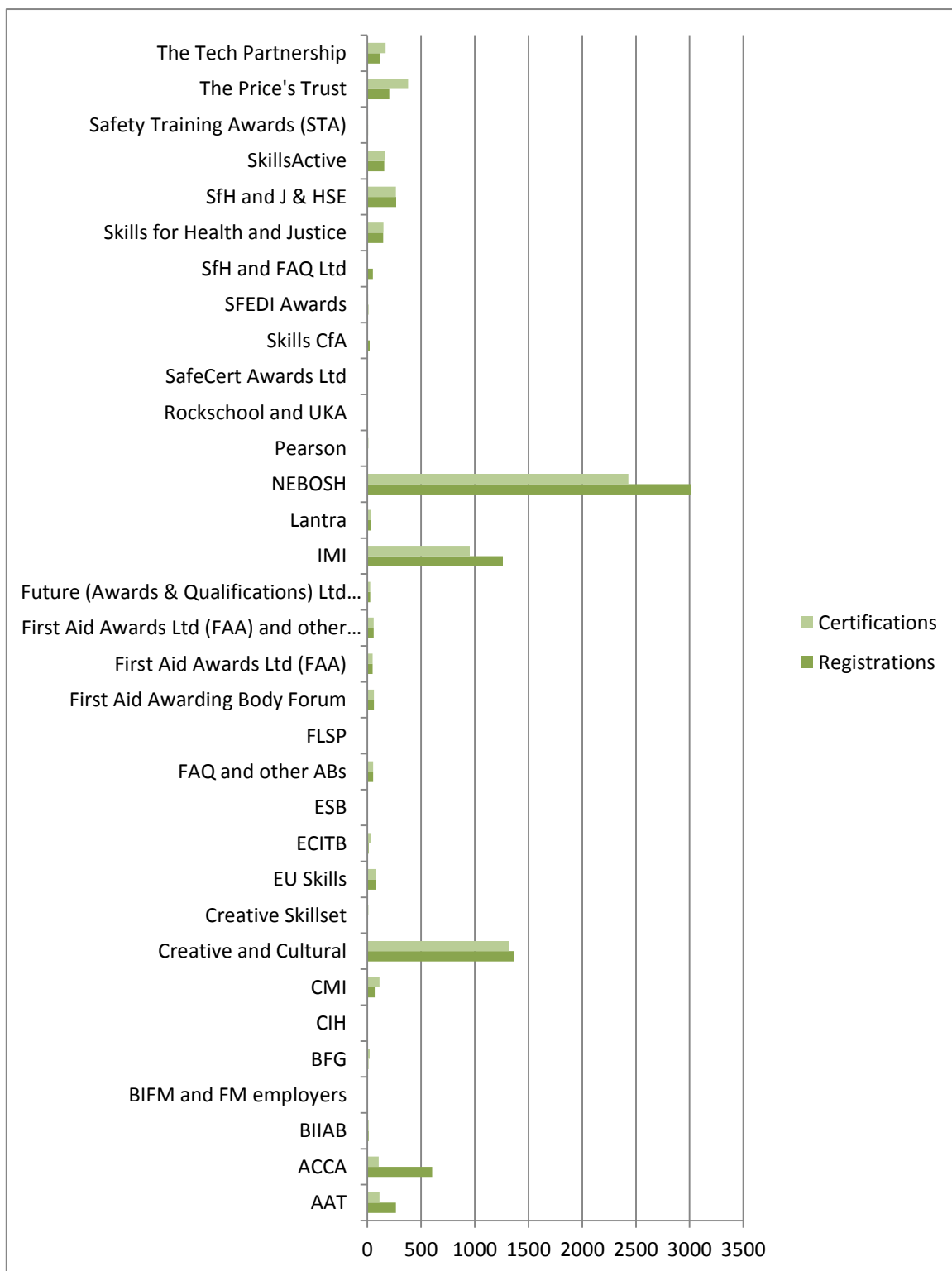


Figure 16 shows a different qualification developers working together to create various qualifications that are relevant to a smaller number of sectors than SVQs. While fewer candidates undertake R&L qualifications than SVQs, they are still significant. The qualifications themselves are relevant to a smaller range of sectors, but they involve a licence to practise in certain industries. The majority of registrations for this qualification type are in Hospitality, Security and First Aid.

Figure 17 shows that while a lot of qualification developers have created 'Other' qualifications across different industries, the majority of registrations and certifications relate to a (relatively) small number of industries. The majority of the registrations for the developers in the graph below are for NEBOSH (Occupational Health and Safety), Creative and Cultural (Creative Industry) and IMI (Automotive industry).

Figure 17—'Other' registrations and certifications by Qualification Developer

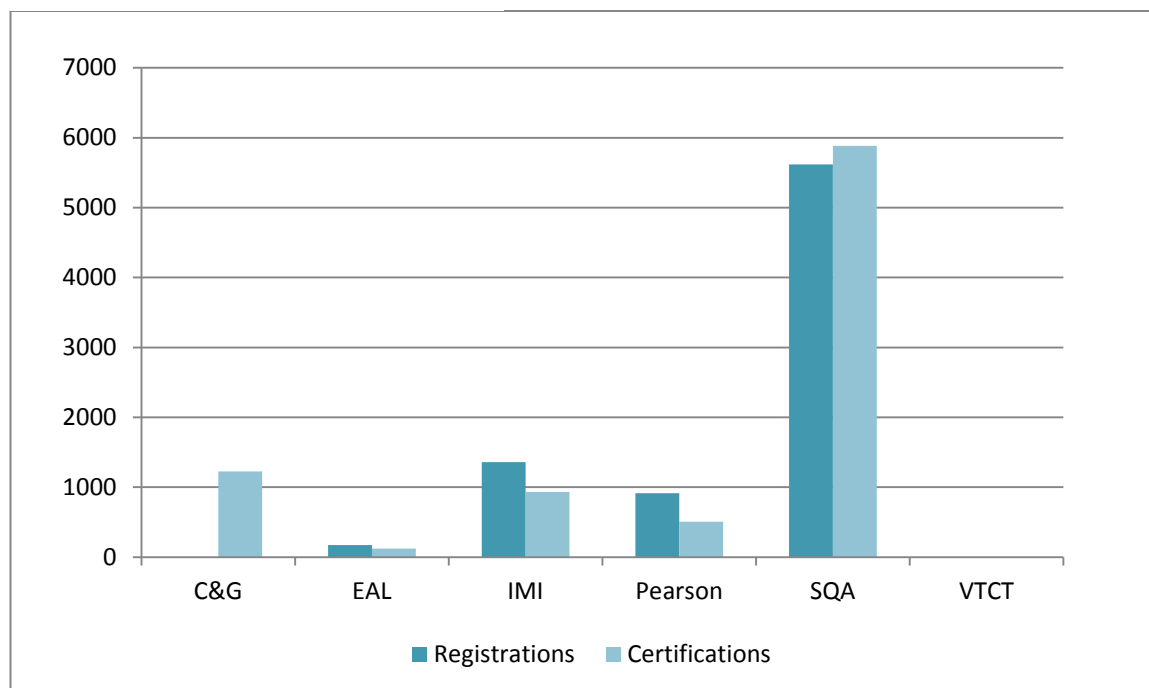


Workplace Core Skills

During the second quarter of 2016–17, 135 Workplace Core Skills were accredited. These range from SCQF Level 3 to SCQF Level 6.

There were 8,067 Workplace Core Skills registrations and 8,677 certifications in total. The awarding body with the most registrations and certifications was SQA, with 70% of registrations and 68% of certifications.

Figure 18 – Core Skills by awarding body



The Workplace Core Skill with the most registrations and certifications was Information and Communication Technology at SCQF Level 4, with 923 registrations and 1,028 certifications.

There were more Workplace Core Skills registrations at SCQF Level 5 than any other SCQF Level. The majority of certifications for Workplace Core Skills were also at SCQF Level 5.

Figure 19 – Communication Core Skill

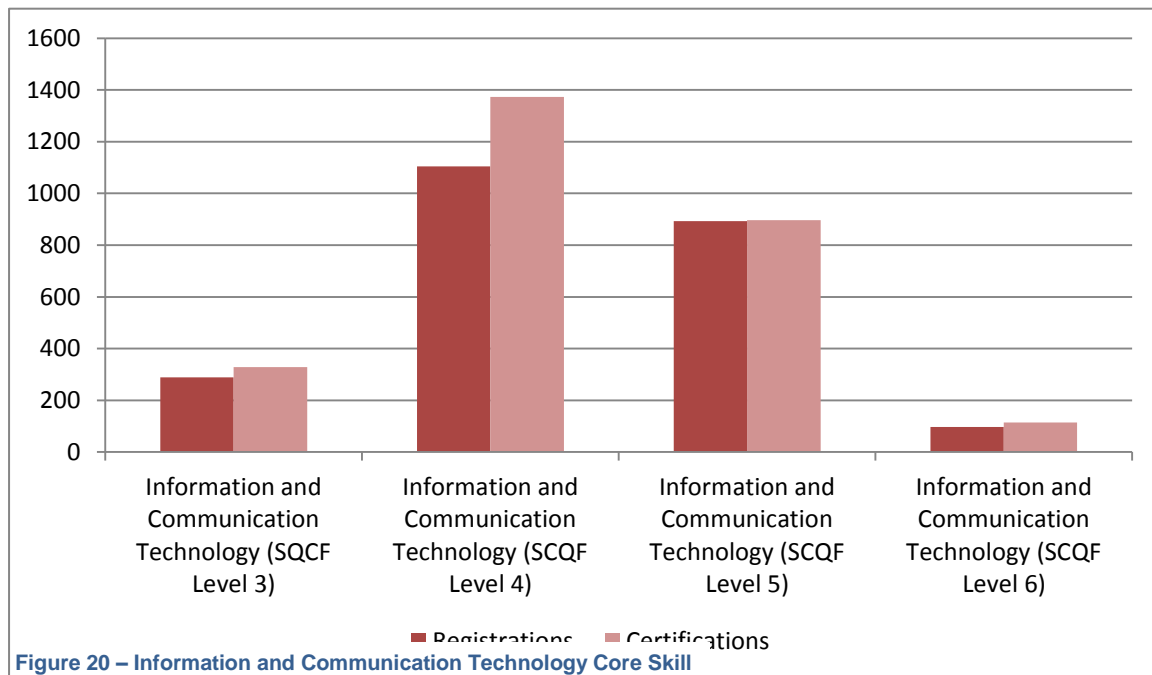
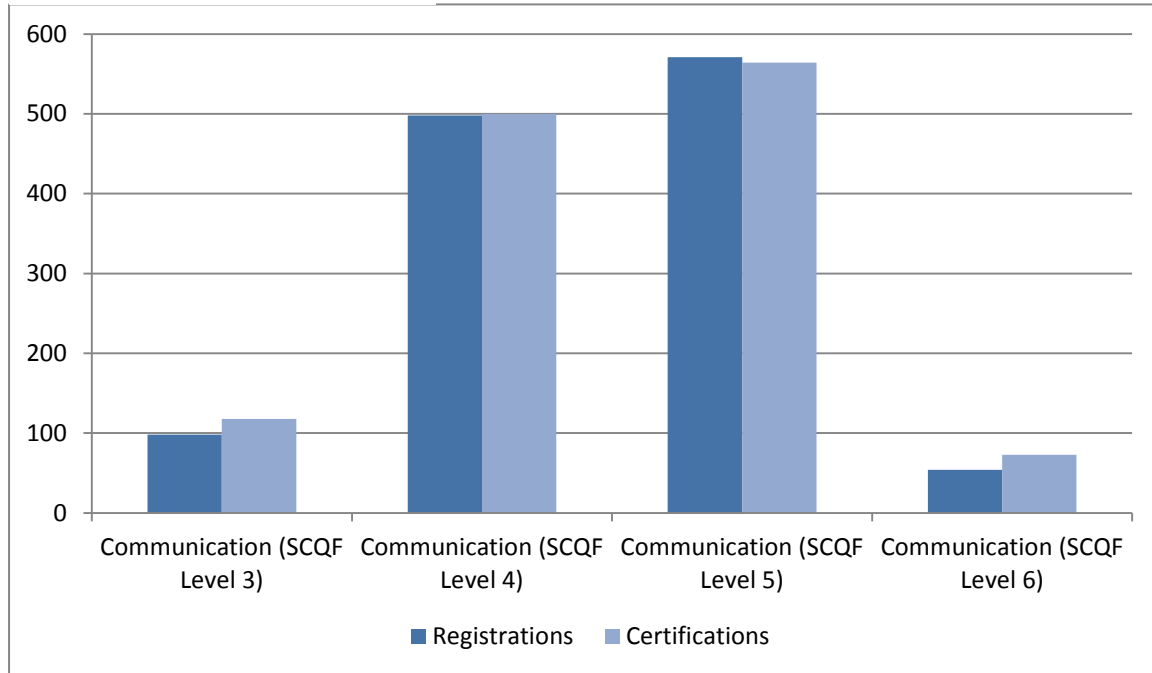


Figure 20 – Information and Communication Technology Core Skill

Figure 21 – Numeracy Core Skill

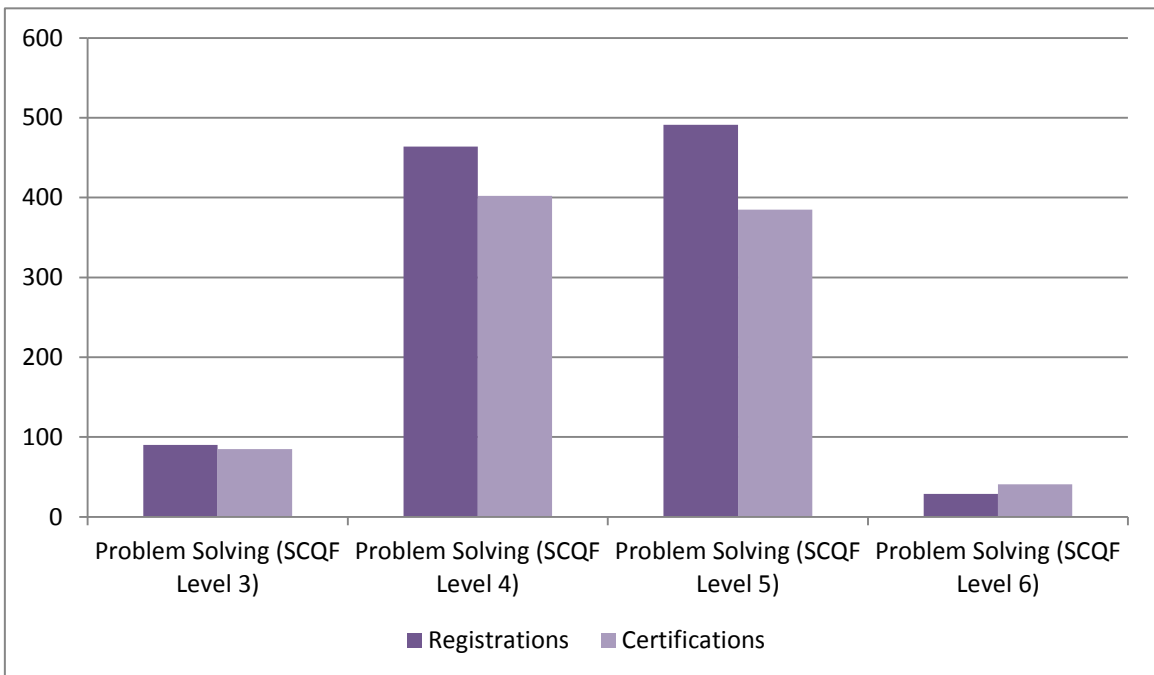
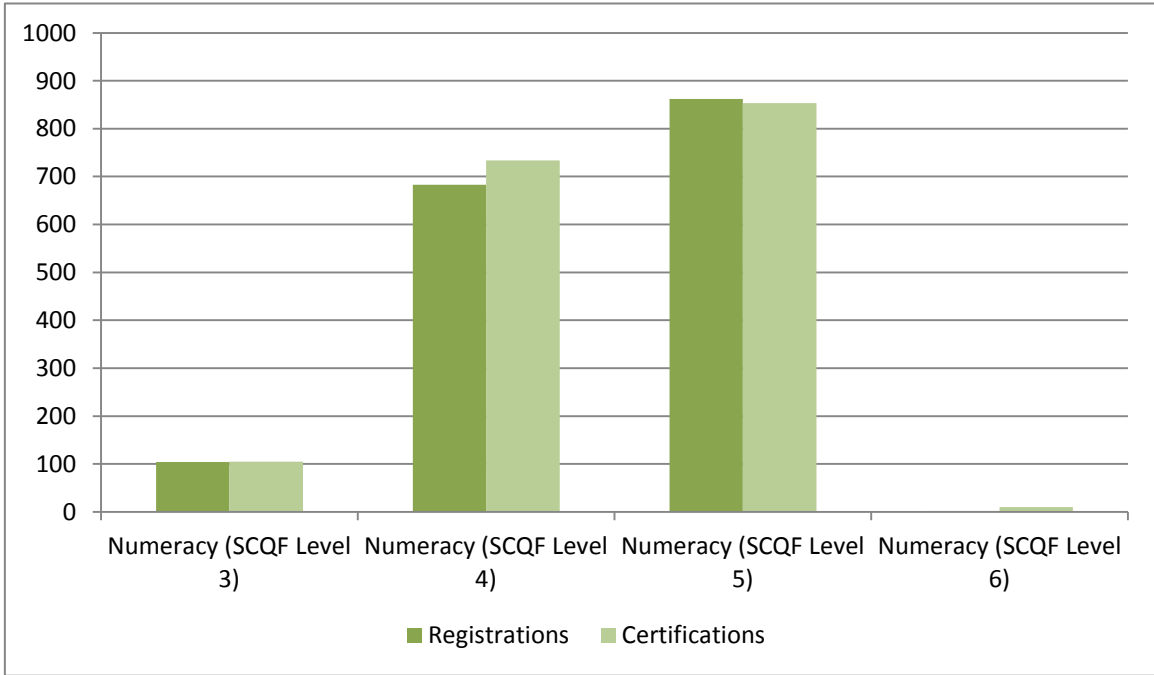


Figure 22 – Problem Solving Core Skill

Figure 23 – Working with Others Core Skill



Glossary

Term	Description
Area of competence	There are 11 occupational areas of competence. These range from Tending Animals, Plants and Land, to Engineering, to Developing and Extending Knowledge and Skill. All SVQs are organised by the area of competence to which they belong.
Certifications	The process by which a centre requests a certificate for a candidate who has completed the full accredited qualification.
'Other' accredited qualification	All 'Other' accredited qualifications that are not SVQs or Regulatory and Licensing qualifications.
Registrations	The process by which a centre informs an awarding body that a candidate has commenced working towards an accredited qualification.
Regulatory and Licensing Qualification	Qualifications which are defined or required by industry regulators, such as the Security Industry Authority, and often underpin licence to practise schemes.
Scottish Vocational Qualification	Scottish Vocational Qualifications (SVQs) are qualifications which combine skills, knowledge and ability within a specific occupational area and are delivered in a workplace setting. The standards for SVQs are designed by the appropriate sector skills council (SSC).

Awarding bodies

Acronym	Awarding body
Not Applicable	1st4sport Qualifications
ASQ	Associated Sports Qualifications
AFS	Alcohol Focus Scotland
AAT	Association of Accounting Technicians
ACCA	Association of Chartered Certified Accountants
Not Applicable	BIIAB
CIH	Chartered Institute of Housing
CMI	Chartered Management Institute
Not Applicable	City & Guilds of London Institute
ECITB	Engineering Construction Industry Training Board
EQL	Equestrian Qualifications GB Limited
EAL	Excellence, Achievement and Learning Limited
ESB	English Speaking Board
FAA	First Aid Awards
FAQ	Future (Awards & Qualifications) Ltd
GQA	GQA Qualifications Limited
HABC	Highfield Awarding Body for Compliance
IMI	IMI Awards Limited
IQ	Industry Qualifications Limited
ITC	ITC First
Not Applicable	Lantra awards Limited

Acronym	Awarding body
MPQC	Mineral Products Qualifications Council
NEBOSH	National Examination Board in Occupational Safety and Health
Not Applicable	PAA/VQ-SET
Not Applicable	PIABC
Not Applicable	Pearson Education Limited
Not Applicable	Rockschool Limited
RAD	Royal Academy of Dance
Not Applicable	Safe Cert Awards Limited
STA	Safety Training Awards Limited
Not Applicable	SFEDI Awards
Not Applicable	Skillsfirst Awards Ltd
Not Applicable	Scottish Bakers
SQA	Scottish Qualifications Authority
Not Applicable	The Prince's trust
VTCT	Vocational Training Charitable Trust
WCSM	Worshipful Company of Spectacle Makers