

# Quarterly Statistics Report

*Report on accredited qualifications*

*January–March 2015*

Publication date June 2015

Publication code: AE5955

Published by the Scottish Qualifications Authority

The Optima Building, 58 Robertson Street, Glasgow, G2 8DQ

Lowden, 24 Wester Shawfair, Dalkeith, Midlothian EH22 1FD

**[www.sqa.org.uk](http://www.sqa.org.uk)**

The information in this publication may be reproduced in support of SQA qualifications. If it is reproduced, SQA should be clearly acknowledged as the source. If it is to be used for any other purpose, then written permission must be obtained from SQA. It must not be reproduced for trade or commercial purposes.

© Scottish Qualifications Authority 2015

# Contents

<b>Executive summary</b>	<b>1</b>
<b>Introduction</b>	<b>3</b>
<b>Quarterly statistics</b>	<b>4</b>
Currently Accredited Qualifications	4
Top 10 registrations and certifications	5
Analysis by qualification type	7
Analysis by awarding body	10
Analysis by area of competence	12
Analysis by qualification developer	16

# Executive summary

This report provides an overview of qualification activity for SQA Accreditation approved awarding bodies for the fourth quarter (Q4) of 2014–15 (January– March 2015). The data is obtained directly from awarding bodies as part of their quarterly submission requirements, and it is they who are responsible for ensuring the accuracy of the data supplied.

## Currently accredited qualifications

At the end of the fourth quarter of 2014–15 there were 1,023 current, accredited qualifications. These consisted of 712 Scottish Vocational Qualifications (SVQs) (70% of all qualifications), 52 Regulatory and Licensing qualifications (5% of all qualifications), and 259 'Other' accredited qualifications (25% of all qualifications). There has been a 2% decrease in the number of available qualifications (25 in total) compared to the same time last year.

SQA Accreditation collects quarterly registration and certification data from all its approved awarding bodies. This is a summary of the data for Q4 2014–15:

**Scottish Vocational Qualifications (SVQs):** 11,012 SVQ registrations were received, across all levels. This is a decrease of 5% (662 registrations) compared to the same quarter in the previous year. During the same period 8,144 SVQ certifications were submitted across all levels — a decrease of <1% compared to the same quarter in the previous year. Levels 2 and 3 had the highest number of registrations and certifications, reflecting the high number of qualifications at these levels, as well as their popularity in Modern Apprenticeship (MA) frameworks.

**Regulatory and Licensing qualifications:** 8,671 Regulatory and Licensing registrations were submitted to SQA Accreditation — an increase of 4% compared to Q3 2014–15. During the same period 8,198 Regulatory and Licensing certifications were submitted to SQA Accreditation — an increase (of <1%) compared to the previous quarter.

**'Other' qualifications:** 9,679 'Other' qualification registrations were submitted to SQA Accreditation — a decrease of 20% compared to Q3 2014–15. During the same period 6,527 'Other' certifications were submitted — an increase of 7% compared to Q3 2014–15.

## Analysis by awarding body

It is clear from the data that certain awarding bodies are more prominent in different qualification types. For example, in terms of registering and certifying SVQ candidates, SQA was the leading awarding body, while BIIAB was the leader for Regulatory and Licensing qualifications, and NEBOSH was the front-runner for 'Other' qualifications.

**SVQs:** SQA registered 8,921 candidates (81% of all SVQ registrations) and certificated 6,478 (79% of all SVQ certifications).

**Regulatory and Licensing qualifications:** SQA also registered 2,223 candidates (25% of all Regulatory and Licensing registrations) and certificated 2,018 (24% of all Regulatory and Licensing certifications).

**Other:** NEBOSH registered 4,840 candidates (50% of all 'Other' registrations) and certificated 3,354 (51% of all 'Other' certifications).

## **Analysis by area of competence**

Area 008: Providing Health, Social Care & Protective Services had the highest number of registrations and certifications across all qualification types.

# Introduction

This statistical report is published by SQA Accreditation, which is the national accrediting body for Scotland. We set and specify the requirements for accrediting qualifications to support the needs of learners and employers in Scotland. We do this by promoting and maintaining public confidence in accredited qualifications and approved awarding bodies.

The information shown has been produced from data provided to SQA Accreditation by the respective awarding bodies. Data covers SQA accredited qualifications during the fourth quarter of 2014–15 (January–March) and focuses on those candidates who were:

- ◆ registered for an SQA accredited qualification
- ◆ certificated for an SQA accredited qualification

At the point of accreditation, all qualifications are allocated a *qualification type* and an *area of competence*, which are used to classify qualifications in this report. This provides information on the number of registrations and certifications according to awarding body, area of competence, qualification type and level. Data may be revised in subsequent reports due to late submission or if any errors are identified.

For upcoming data submissions, the following deadline dates apply and must be adhered to by all awarding bodies in order to ensure consistency and accuracy of data in future reports:

- ◆ 10 July 2015 for Q1 2015–16 data (April to June 2015)
- ◆ 10 October 2015 for Q2 2015–16 data (July to September 2015)
- ◆ 15 January 2016 for Q3 2015–16 data (October to December 2015)
- ◆ 15 April 2016 for Q4 2014–16 data (January to March 2016)

# Quarterly statistics

SQA Accreditation has always accredited SVQs. In 2006 the remit was extended to include accrediting Regulatory and Licensing qualifications, and later in 2009 this remit was further opened up to include the accreditation of all qualifications excluding degrees. This report covers all qualifications types that we accredit, categorised as:

- ◆ Scottish Vocational Qualifications (SVQs)
- ◆ Regulatory and Licensing qualifications (R&L)
- ◆ ‘Other’ accredited qualifications


The report presents an overview of accreditation activity for the fourth quarter (Q4) of 2014–15 (January–March 2015). It also reports qualifications statistics based on the data submitted to us by awarding bodies. Awarding bodies have responsibility for ensuring the accuracy of the data submitted.

This report covers a three year period in order to ensure that the published information is relevant, appropriate and easy to understand.

## Currently accredited qualifications

At the end of the fourth quarter of 2014–15 there were 1,023 accredited qualifications. These were made up of 712 SVQs (70%), 52 Regulatory and Licensing qualifications (5%) and 259 ‘Other’ accredited qualifications (25%).

Figure 1 — Accredited qualifications



The total number of qualifications accredited (not including lapsed qualifications) has decreased from Q3 2014–15 by 2% (25). There has been a decrease in number for all three qualification types. The distribution remains largely the same as last quarter.

Figure 2 — Available Qualifications

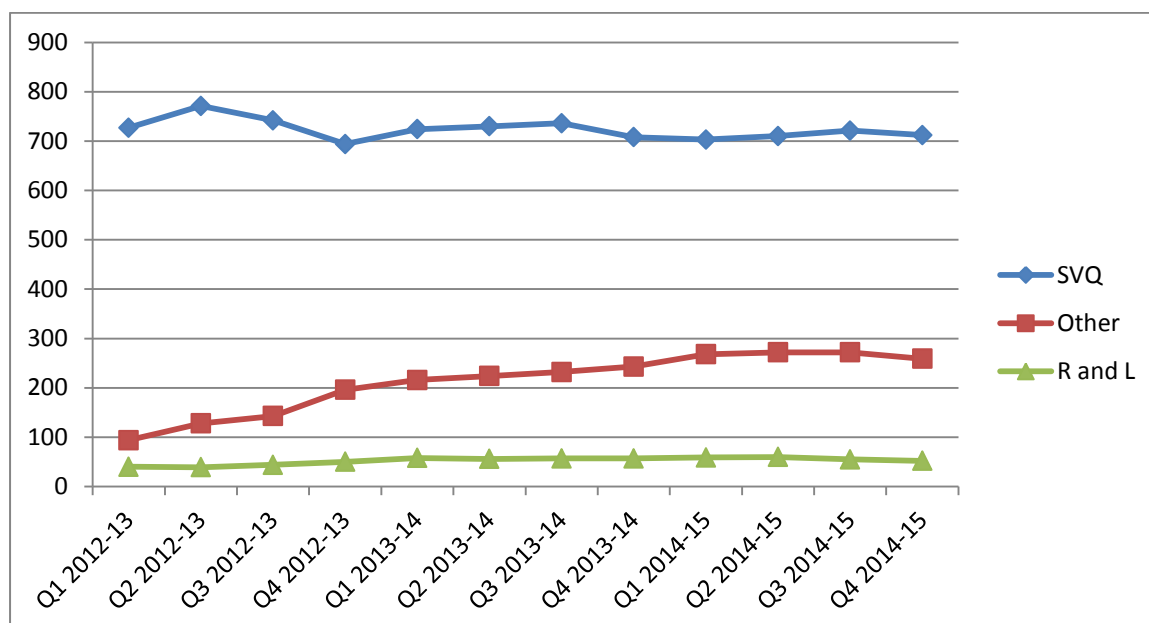


Figure 2 shows the change in the distribution of qualification types over a 3 year period. There has been a dip in the number of available SVQs which appears to be offset by the rise in ‘Other’ qualifications.

## Top 10 registrations and certifications

During the Q4 2014–15 the following 10 qualifications had the highest number of registrations across all qualification types:

Table 1 — Top 10 performing qualifications in terms of registrations

Qualification title	Qualification type	No of registrations
NEBOSH National General Certificate in Occupational Health and Safety	Other	2,889
BIIAB Scottish Certificate for Personal Licence Holders at SCQF Level 6	Regulatory	1,307
ITC Certificate in Outdoor First Aid SCQF Level 5	Other	1,285
SQA SVQ 2 Social Services and Healthcare at SCQF Level 6	SVQ	1,103
SQA Emergency First Aid at Work at SCQF Level 5	Regulatory	875
SQA First Aid at Work at SCQF Level 6	Regulatory	842
FAA Award in Emergency First Aid at Work at SCQF Level 5	Regulatory	825
ITC Certificate in Emergency First Aid at Work SCQF Level 5	Regulatory	741
SQA SVQ 3 Social Services (Children and Young People) at SCQF Level 7	SVQ	718
SQA SVQ 3 Social Services and Healthcare at SCQF Level 7	SVQ	604



During the fourth quarter of 2014–15 (January–March) the following 10 qualifications experienced the highest number of certifications across all qualification types:

**Table 2 — Top 10 performing qualifications in terms of certifications**

<b>Qualification title</b>	<b>Qualification type</b>	<b>No of certifications</b>
NEBOSH National General Certificate in Occupational Health and Safety	Other	2,044
ITC Certificate in Outdoor First Aid SCQF Level 5	Other	1,271
BIIAB Scottish Certificate for Personal Licence Holders at SCQF Level 6	Regulatory	1,217
FAA Award in Emergency First Aid at Work at SCQF Level 5	Regulatory	805
SQA Emergency First Aid at Work at SCQF Level 5	Regulatory	777
SQA First Aid at Work at SCQF Level 6	Regulatory	741
ITC Certificate in Emergency First Aid at Work SCQF Level 5	Regulatory	741
SQA SVQ 2 Social Services and Healthcare at SCQF Level 6	SVQ	516
HABC Scottish Certificate for Personal Licence Holders at SCQF Level 6	Regulatory	464
C&G Scottish Certificate for Personal Licence Holders at SCQF Level 6	Regulatory	446

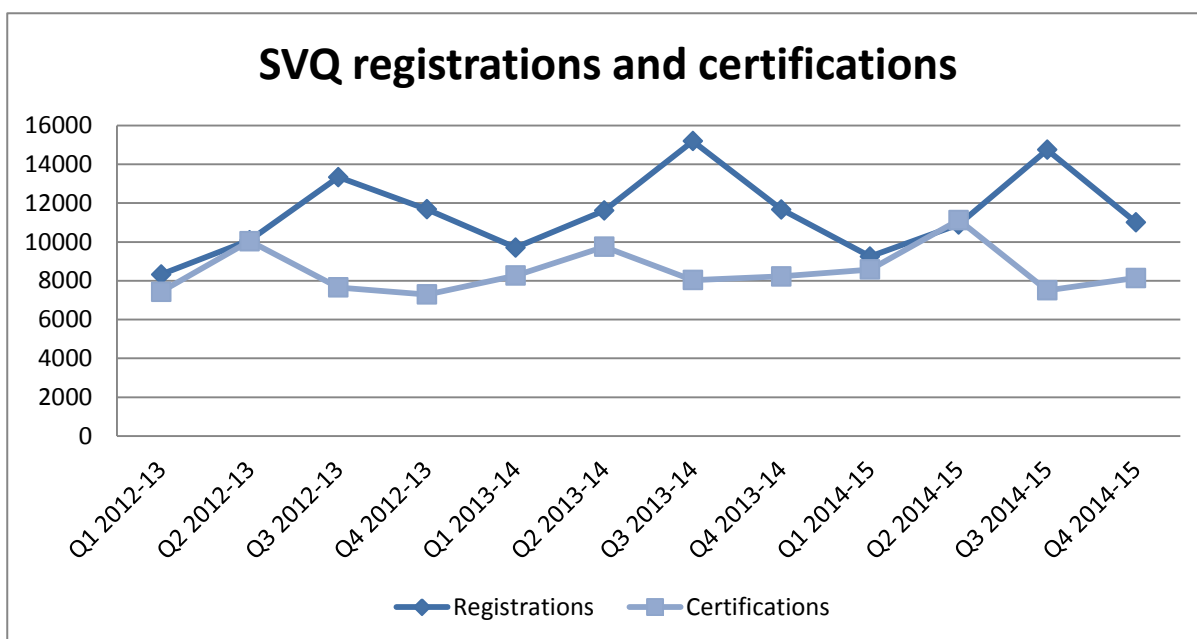
## Analysis by qualification type

SQA Accreditation has collected SVQ data from awarding bodies for several years and is able to present trends in this data. The data for Regulatory and Licensing (R&L) and 'Other' qualifications has made it possible to provide analysis across all qualification types without limiting statistics to SVQs. This should give a complete picture of the landscape for accredited qualifications.

### Scottish Vocational Qualifications (SVQ)

During the fourth quarter of 2014–15 (January–March) 11,012 SVQ registrations were received, across all SVQ levels.

Figure 3 — SVQ registrations and certifications



This is a decrease of 5% (662 registrations) compared to the same time last year, and a decrease of 5% from the same quarter in 2012–13. The graph shows a fairly stable pattern each year.

The total number of registrations and certifications for SVQs has increased despite the gradual drop in the number of available SVQs.

During the fourth quarter of 2014–15 (January–March), 8,144 SVQ certifications were submitted across all levels — a decrease of <1% compared to the same quarter last year, and an increase of 11% from the same time in 2012–13.

These registrations and certifications cover 1,047 different qualifications (including lapsed qualifications), offered by 20 different awarding bodies. During this quarter, SVQs represented 70% of all currently accredited qualifications, 37% of all registrations, and 35% of all certifications.

The SVQ with the highest number of registrations and certifications this quarter was (once again) the SQA SVQ 2 Social Services and Healthcare at SCQF Level 6 which had 1,103 registrations. This was closely followed by SVQ 3 Social Services (Children and Young People) at SCQF Level 7 which had 718 registrations.

## Analysis by SVQ level

The majority of SVQ registrations were at Level 3, with 5,079 registrations, representing 46% of SVQ registrations. The majority of SVQ certifications, were also at Level 3, with 4,073 certifications, representing 50% of SVQ certifications during the fourth quarter of 2014–15 (January–March) (see Figures 4 and 5).

Figure 4 — Registrations by SVQ level

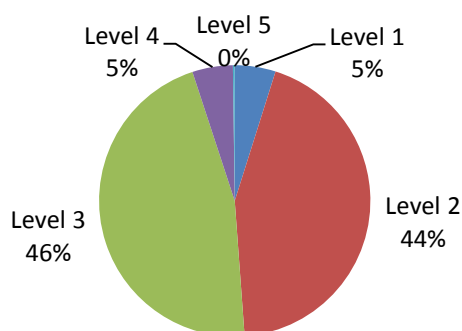
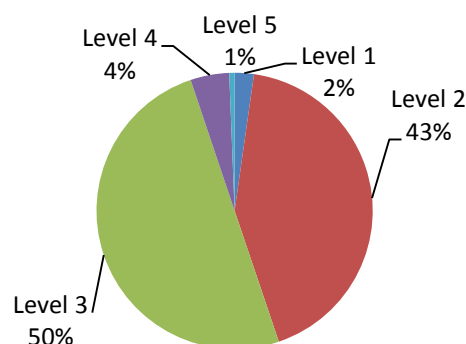


Figure 5 — Certifications by SVQ level



The distribution of registrations and certifications across levels remains relatively stable, with the majority of registrations and certifications remaining at Levels 2 and 3, in line with previous quarters. Level 2 and Level 3 SVQs show higher numbers of registrations and certifications because there are considerably more of these qualifications relative to other levels, as shown in Table 3.

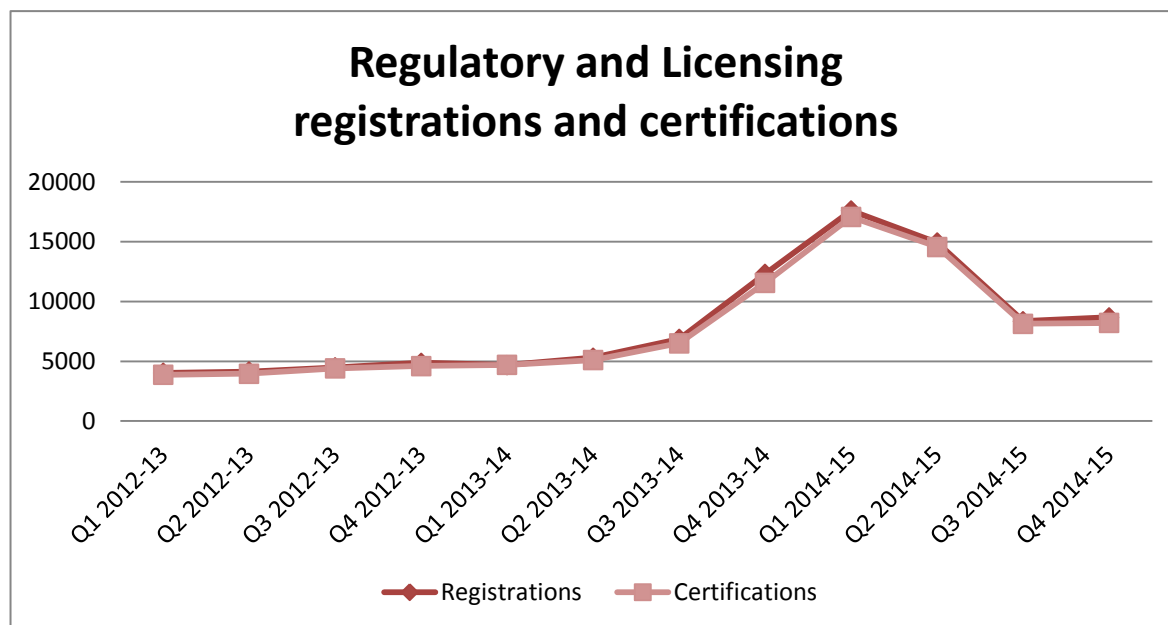
Table 3 — SVQ levels

SVQ level	No of SVQs
Level 1	35
Level 2	317
Level 3	316
Level 4	37
Level 5	7

This may be linked to SVQs at Levels 2 and 3 forming a considerable part of Modern Apprenticeships. Of Level 2 and 3 SVQs, 74% and 84% are present in Modern Apprenticeships respectively. Currently, 26 SVQ Level 4 qualifications and 6 SVQ Level 5 qualifications are part of Apprenticeship frameworks.

## Regulatory and Licensing qualifications (R&L)

Figure 6 — Regulatory and Licensing registrations and certifications



During the fourth quarter of 2014–15 (January–March), 8,671 Regulatory and Licensing registrations were submitted to SQA Accreditation. This is a decrease of 29% compared to the same time last year. During the same period, 8,140 Regulatory and Licensing certifications were submitted to SQA Accreditation — also a decrease (of 29%) compared to the same quarter last year. However, registrations have increased by 78% compared to the same period two years ago and certifications have also increased by 78% compared to the same period.

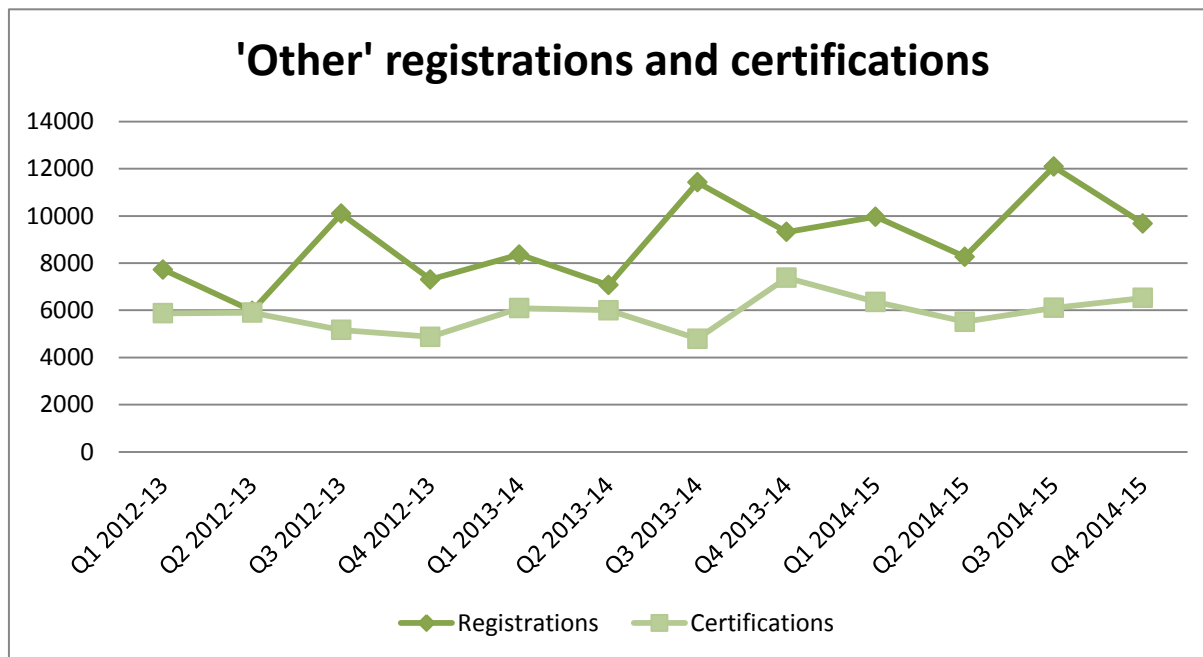
The steady increase in the number of registrations and certifications for Regulatory and Licensing qualifications since Q2 2011–12 (see above) was interrupted by a marked increase in registrations and certifications caused by legislation changes relating to the SCPLH (refresher) qualification.

These registrations and certifications cover 61 different qualifications, offered by 13 different awarding bodies. During this quarter, Regulatory and Licensing qualifications represented 5% of all currently accredited qualifications, 29% of all registrations, and 36% of all certifications. The Regulatory and Licensing qualification with the highest number of registrations this quarter was the BIIAB Scottish Certificate for Personal Licence Holders (Refresher) at SCQF Level 6, with 1,307 registrations. This qualification also experienced the highest number of R&L certifications (1,217). As shown in Figure 6 the total number of registrations and certifications for R&L qualifications has risen slightly since Q3 2014–15.

## All other accredited qualifications ('Other')

During the fourth quarter of 2014–15 (January–March), 9,679 registrations for 'Other' qualifications were submitted to SQA Accreditation. This is an increase of 4% compared to the same quarter of the previous year. During the same period, 6,527 'Other' certifications were submitted — a decrease of 11% compared to the same quarter of the previous year.

Figure 7 — 'Other' registrations and certifications



These registrations and certifications cover 310 different qualifications, offered by 28 different awarding bodies. During this quarter, other qualifications represented 26% of all currently accredited qualifications, 32% of all registrations and 28% of all certifications.

The 'Other' qualification with the highest number of registrations this quarter was, once again, the NEBOSH National General Certificate in Occupational Health and Safety with 2,889 registrations. The qualification with the highest number of 'Other' certifications was the NEBOSH National General Certificate in Occupational Health and Safety with 2,044 certifications.

## Analysis by awarding body

During Q4 of 2014–15 (January–March) the awarding body with the highest number of SVQ registrations overall was SQA, with 8,921 registrations (81% of all SVQ registrations). This awarding body also experienced the highest number of SVQ certifications overall, with 6,478 certifications (79% of all SVQ certifications).

For Regulatory and Licensing qualifications, the top awarding body for certifications and registrations has changed from BIIAB to SQA, with 2,223 registrations (25% of all Regulatory and Licensing registrations) and 2,018 certifications (25% of all Regulatory and Licensing certifications).

NEBOSH was the top registering and certifying awarding body for 'Other' qualifications with 4,840 registrations (50% of all 'Other' registrations) and 3,354 certifications (51% of all 'Other' certifications).

Figure 8 — Number of registrations by awarding body

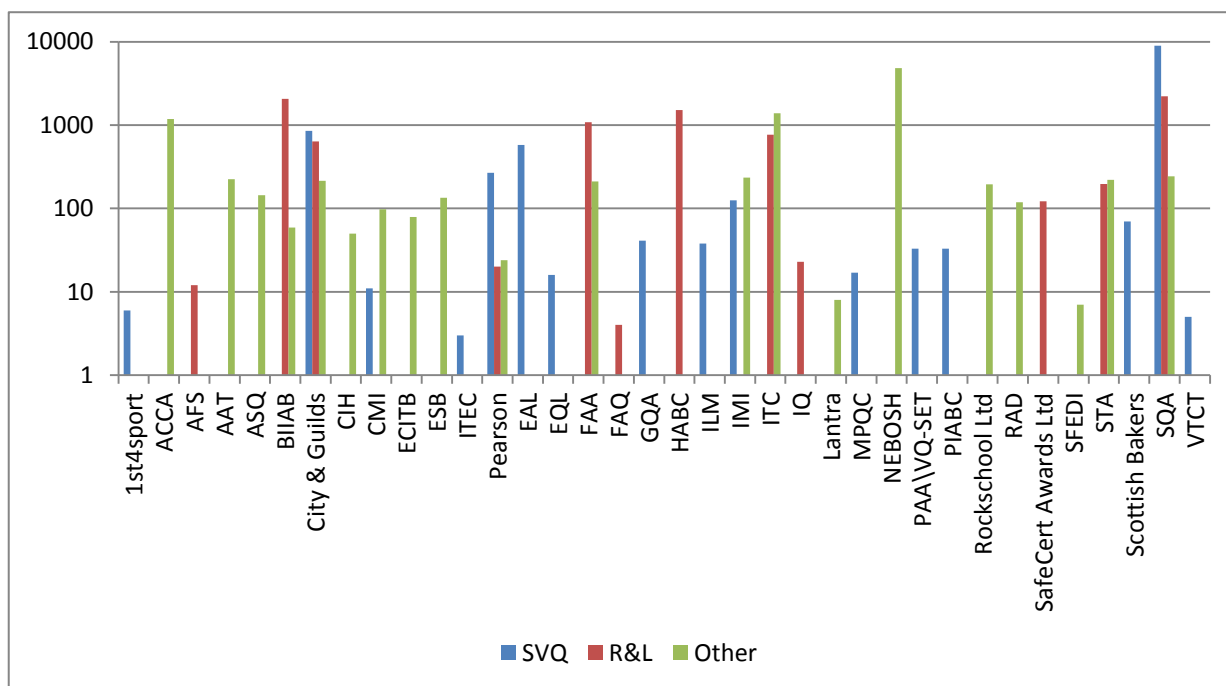
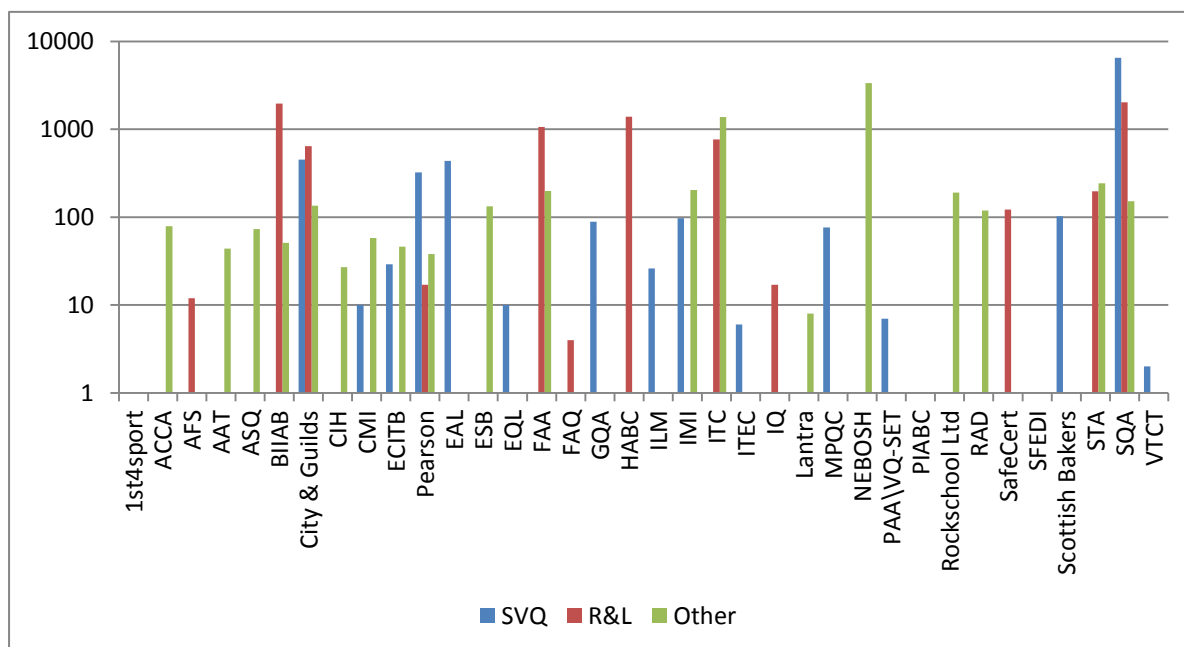


Figure 9 — Number of certifications by awarding body



Throughout Q4 2014–15, CIPD, IRRV, The Prince’s Trust and WCSM all indicated that they had no registrations or certifications for any of their qualifications.

Qualifications and awarding bodies with zero uptake are monitored regularly and where there are no registrations or certifications for a two year period, the relevant Accreditation and/or Regulation Manager will discuss the reasons for this with the relevant awarding body as described in SQA Accreditation’s Zero Uptake policy.

In terms of breakdown by qualification type, awarding bodies tend to focus on specific qualification types, with only SQA, City & Guilds and Pearson registering and certifying qualifications across all types. (See Figures 8 and 9 above — please note the scale used in these graphs has been adjusted to make the figures more readable.)

## **Analysis by area of competence**

At the point of accreditation, each qualification is assigned to one of the following 11 areas of competence:

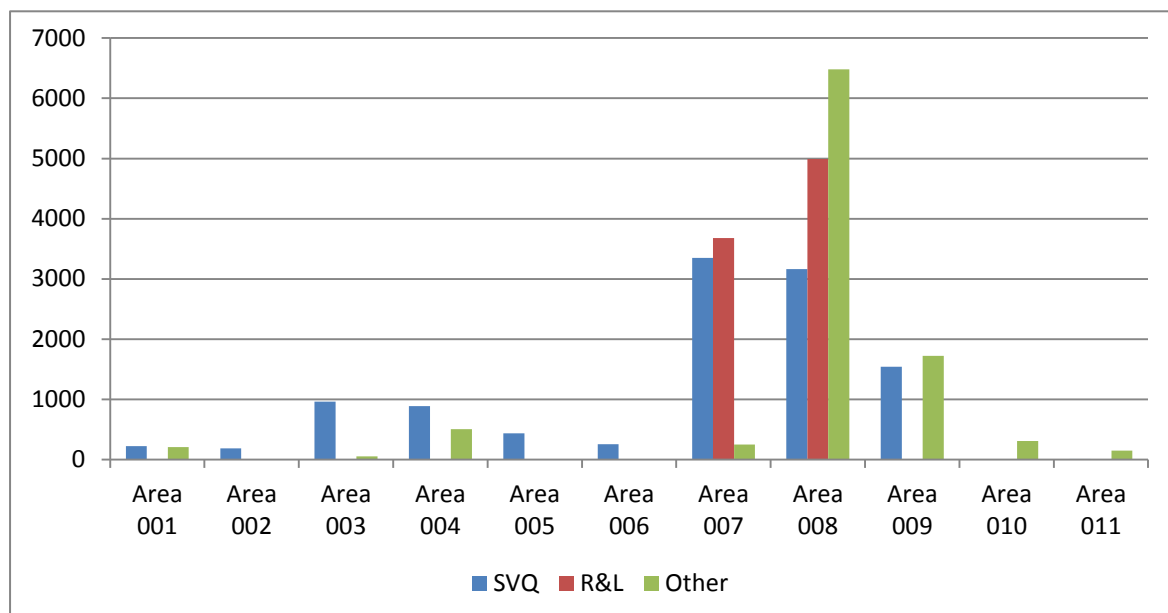
- ◆ 001 Tending Animals, Plants and Land
- ◆ 002 Extracting and Providing Natural Resources
- ◆ 003 Constructing
- ◆ 004 Engineering
- ◆ 005 Manufacturing
- ◆ 006 Transporting
- ◆ 007 Providing Goods and Services
- ◆ 008 Providing Health, Social Care and Protective Services
- ◆ 009 Providing Business Services
- ◆ 010 Communicating and Entertaining
- ◆ 011 Developing and Extending Knowledge and Skill

Each awarding body and sector skills council has a responsibility for verifying the allocation of these areas on a monthly basis when they are published on the [Qualification Listing and Lapsing Reports web page](#). These classifications are combined with registration and certification data submitted by awarding bodies to produce the statistics below.

## Registrations by areas of competence

Registrations across areas of competence vary considerably. Figure 10 provides an overview of the number of registrations for each area of competence further broken down by qualification type.

Figure 10 — Registrations by area of competence and qualification type



- ◆ The area of competence that experienced the highest number of SVQ registrations was Area 007: Providing Goods and Services, which had 3,349 registrations, representing 30% of SVQs during the fourth quarter of 2014–15 (January–March).
- ◆ The area of competence that experienced the highest number of Regulatory and Licensing registrations was Area 008: Providing Health, Social Care and Protective Services, with 4,992 registrations, representing 57% of Regulatory and Licensing qualifications during the fourth quarter of 2014–15 (January–March).
- ◆ The area of competence that experienced the highest number of ‘Other’ registrations was Area 008: Providing Health, Social Care and Protective Services with 6,480 registrations, representing 67% of ‘Other’ qualifications during the fourth quarter of 2014–15 (January–March).

There was very little change to the distribution of registrations for ‘Other’ qualifications compared to quarter 3 of 2014–15:

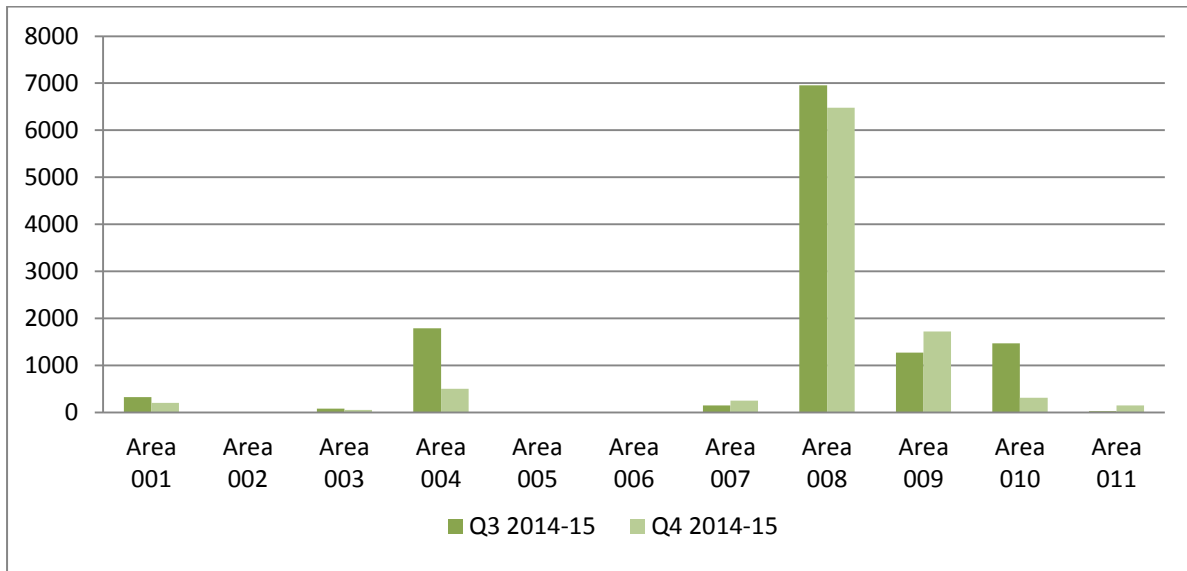
- ◆ Area 008: Providing Health, Social Care and Protective Services had the highest number of registrations again this quarter (6,480). This has decreased by 7% (473) from the last quarter.
- ◆ The continued high level of registrations for ‘Other’ qualifications in Area 008 is due to the registrations for the NEBOSH National General Certificate in Occupational Health and Safety. The ITC Certificate in Outdoor First Aid SCQF Level 5 has also affected number of registrations for this Area of Competence.



- ◆ The performance in Area 010: Communicating and Entertaining has dropped since Q3 2014–15 (October–December). However, this decrease is very similar to the decrease that occurred in Q4 2013–14 so could be seasonal.

These movements are shown in Figure 11.

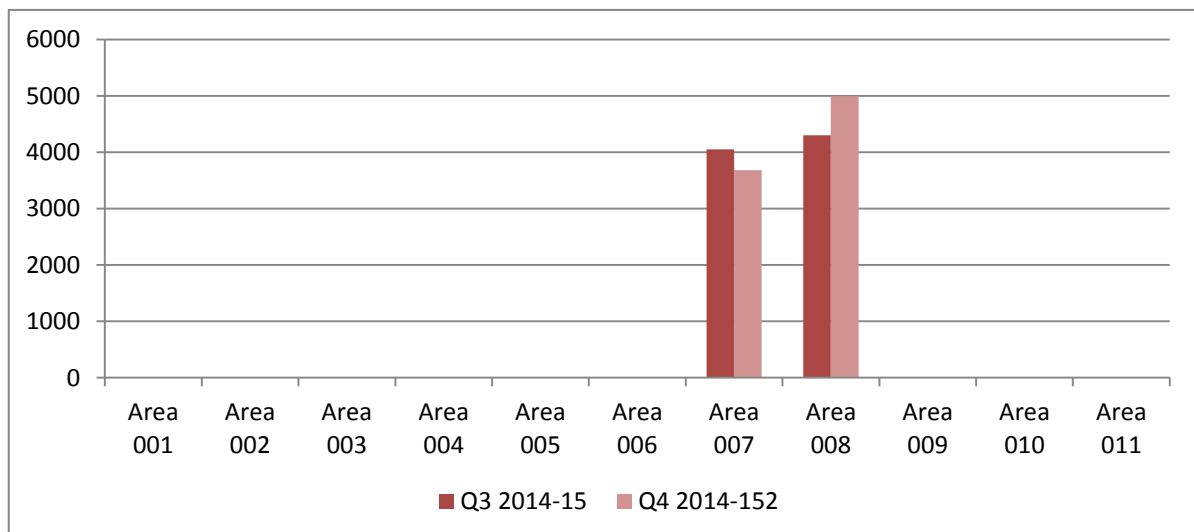
Figure 11 — Registrations for ‘Other’ qualifications



The number of registrations for Regulatory and Licensing qualifications in Area 007: Providing Goods and Services appears to be returning to a more typical level. There was a decrease of 9% (370 registrations) for Area 007: Providing Goods and Services, and an increase of 16% (692 registrations) for Area 008: Providing Health, Social Care and Protective Services (as shown in Figure 12).

While the number of registrations for the Scottish Certificate for Personal Licence Holders (Refresher) at SCQF Level 6 has fallen, the registrations and certifications for the suite of First Aid qualifications offered by various Awarding Bodies have maintained a reasonable level of performance within this qualification type.

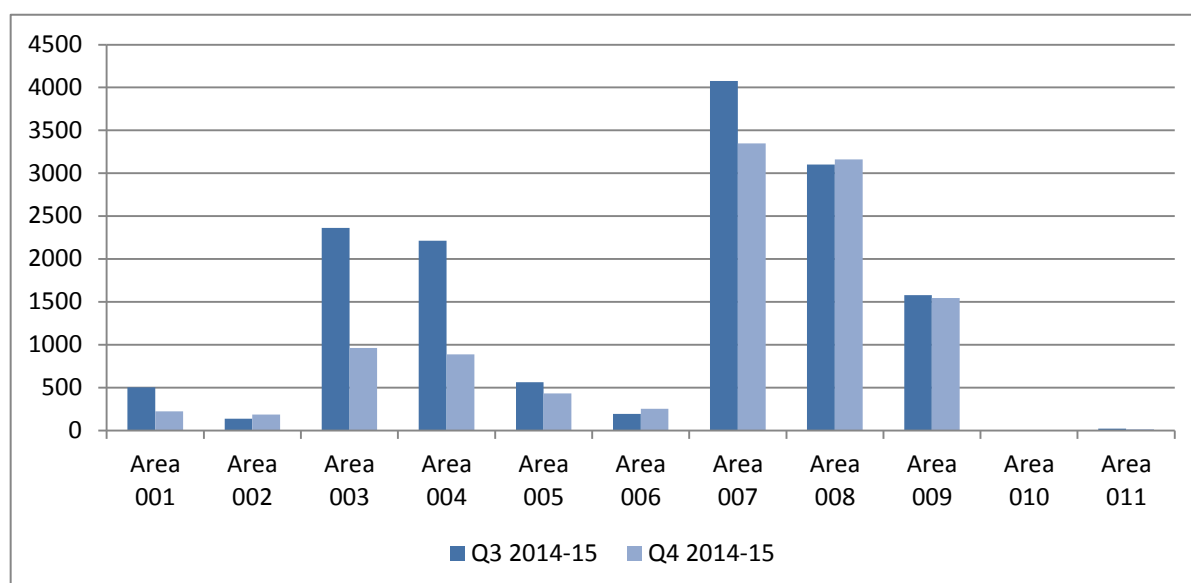
Figure 12 — Registrations for Regulatory and Licensing qualifications



Compared to the previous quarter, SVQ registrations decreased in Q4 this year in line with expected parameters during this time period (see Figure 13). The distribution of these registrations is very similar the same period last year.

- ◆ While the distribution of registrations is very similar to the same period last year, the overall number of SVQ registrations has dropped by 5% (662 registrations)
- ◆ Areas 003 and 004 have experienced similar drops in the number of registrations during Q4 since 2011–12 and we expect to see the same pattern in Q4 of next year
- ◆ The High number of registrations in Area 008: Providing Health, Social Care and Protective Services is due to the performance of SVQs in Social Services which are present in Modern Apprenticeships that were approved in February 2014

Figure 13 — Registrations for SVQs

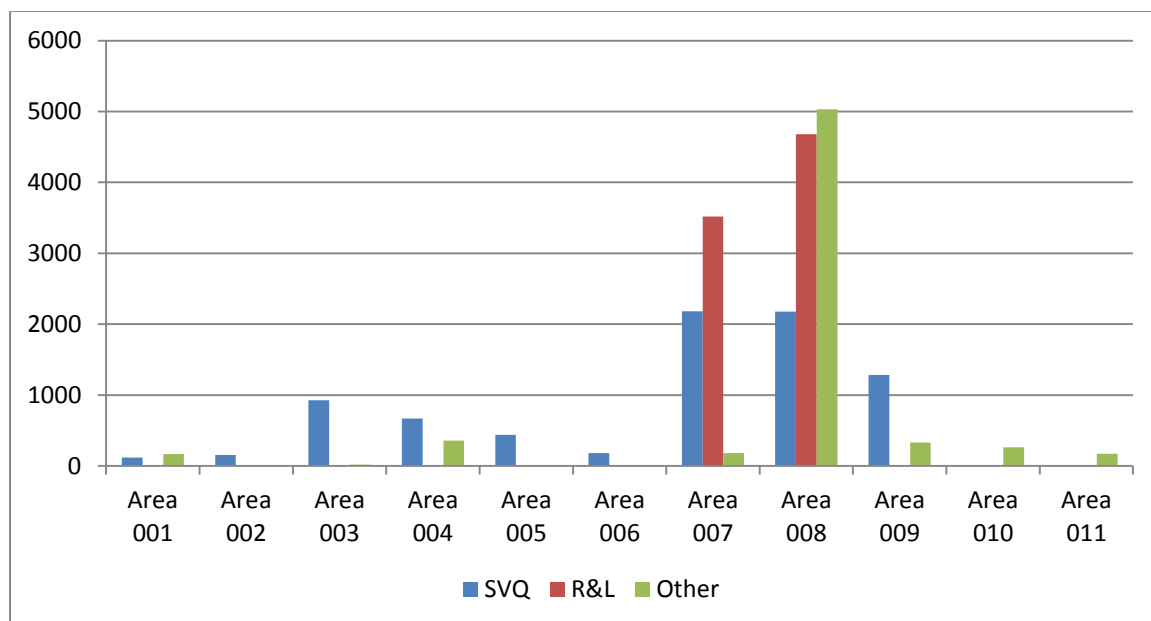


## Certifications by area of competence

Certifications by area of competence are lower than registrations, yet the general trends are similar in the sense that the most certifications were for Areas 007 and 008 as shown in Figure 14.

- ◆ The area of competence that experienced the highest number of SVQ certifications was Area 007: Providing Goods and Services, with 2,184 certifications, representing 27% of SVQs during this period.
- ◆ The area of competence that experienced the highest number of Regulatory and Licensing certifications was Area 008: Providing Health, Social Care and Protective Services with 4,678 certifications, representing 57% of Regulatory and Licensing qualifications during the same period.
- ◆ The area of competence that experienced the highest number of 'Other' certifications was Area 008: Providing Health, Social Care and Protective Services with 5,030 certifications, representing 77% of 'Other' qualifications during the same period.

Figure 14 — Certifications by area of competence and qualification type



When comparing this year's Q4 certifications to Q4 2013–14, the distribution of certifications across the areas of competence and qualification types is very similar. The only significant difference is the decrease in the number of certifications for R&L qualifications in Area 007: Providing Goods and Services, which is a result of the number of candidates for the Scottish Certificate for Personal Licence Holders at SCQF Level 6 returning to normal levels.

## Analysis by qualification developer

SQA Accreditation focuses more directly on analysis by area of competence, rather than by sector skills council (SSC) or qualification developer, because some SSCs develop qualifications across a range of sectors. Nevertheless, the breakdown of registrations and certifications by qualification developer is presented in Figures 15 and 16.

Figure 15 — Registration by qualification structure developer

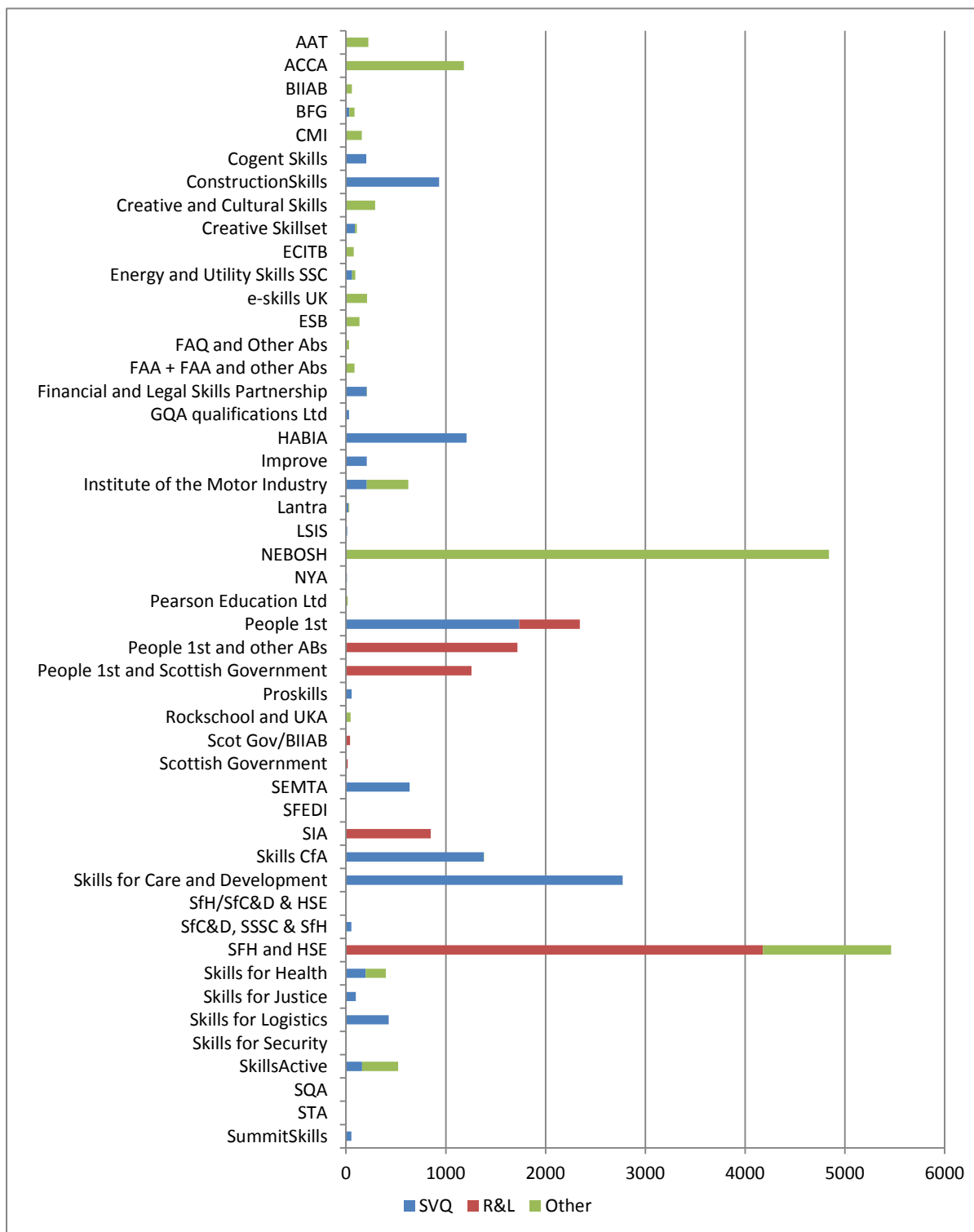
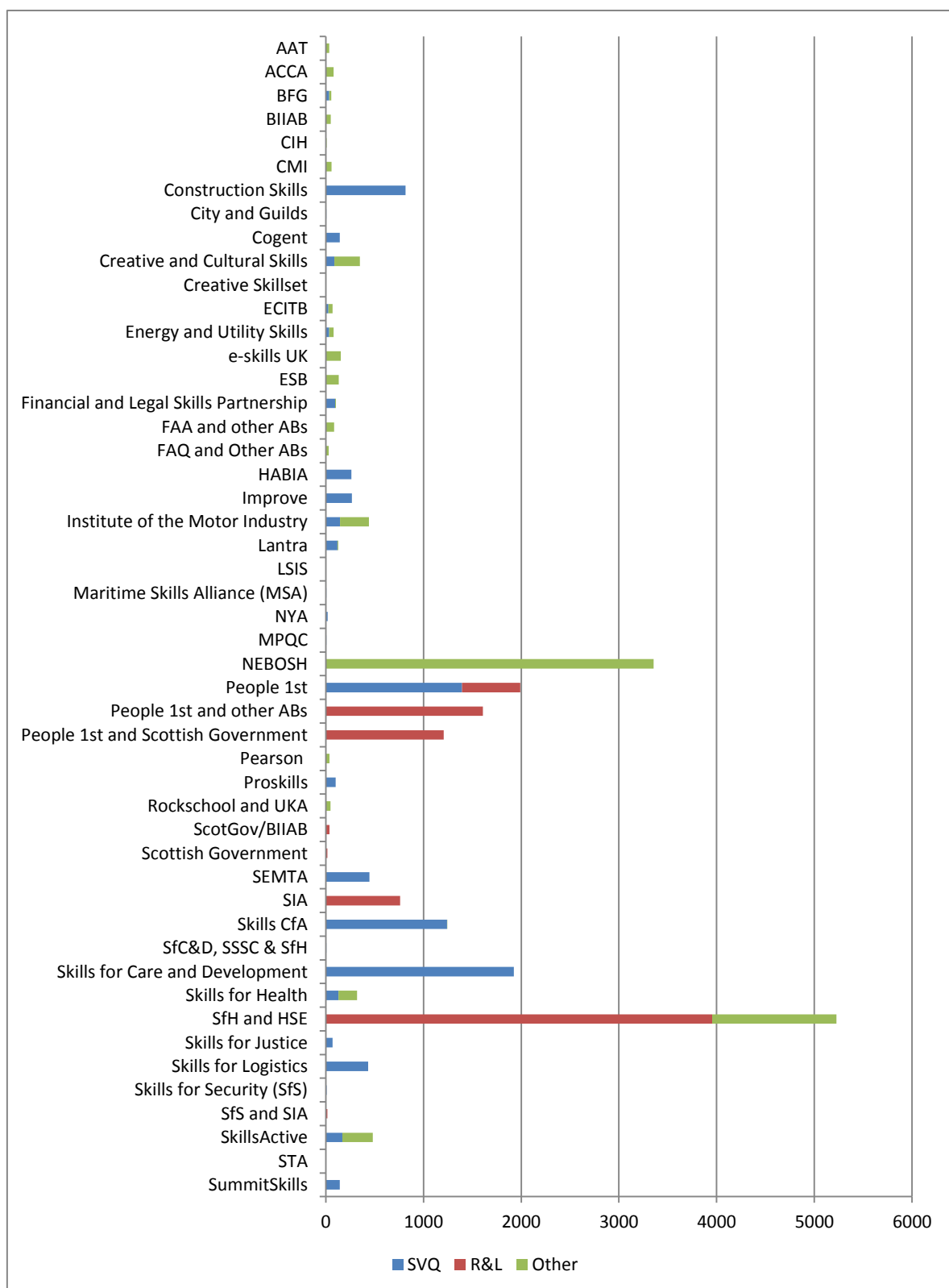


Figure 16 — Certification by qualification structure developer



## Workplace Core Skills

During the fourth quarter of 2014–15, 115 Workplace Core Skills were accredited. These range from SCQF level 3 to SCQF level 6.

There were 10,605 Workplace Core Skills registrations and 9,428 certifications in total. The awarding body with the most registrations and certifications was SQA, with 76% of registrations and 72% of certifications.

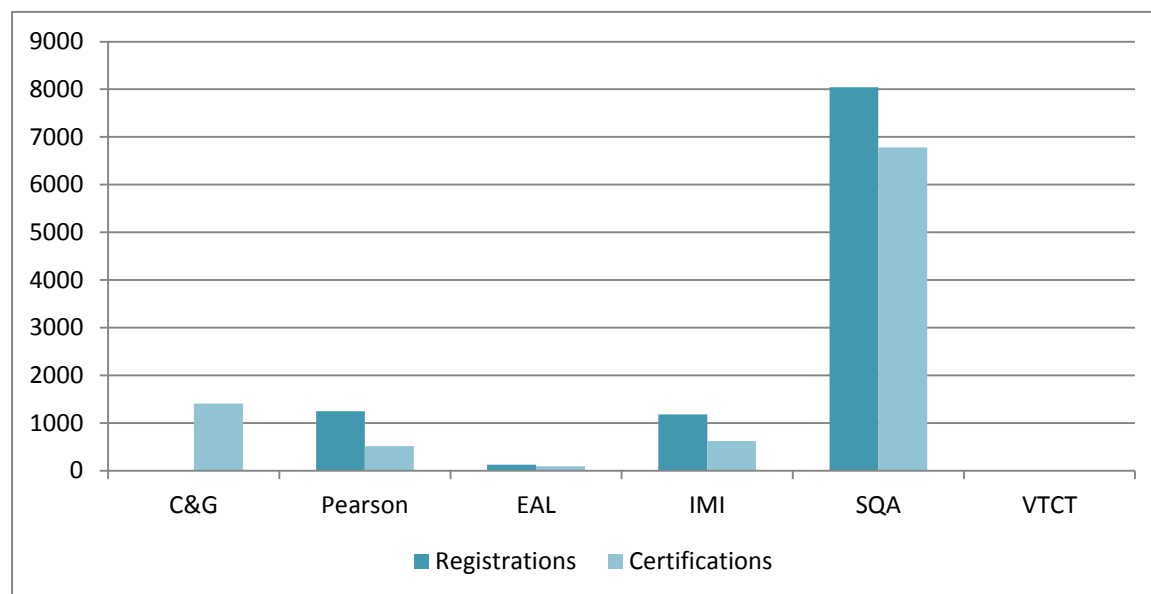


Figure 17 — Core Skills by awarding body

The Workplace Core Skill with the most registrations was Information and Communication Technology (SCQF level 4) with 1,569 registrations. The Core Skill with the most certifications was also Information and Communication Technology (SCQF level 4) with 1,326 certifications.

Registrations and certifications for Workplace Core Skills continue to be highest at SCQF level 4 in most categories, as shown in Figures 18, 19, 20, 21 and 22.

Figure 18 — Communication Core Skill

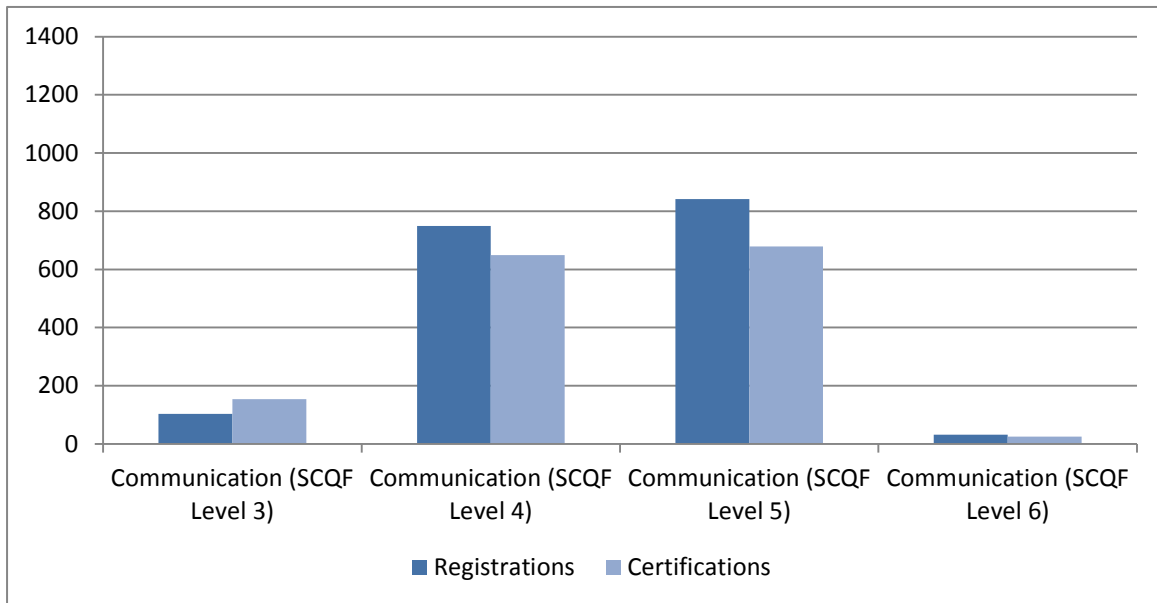


Figure 19 — Information and Communication Technology Core Skill

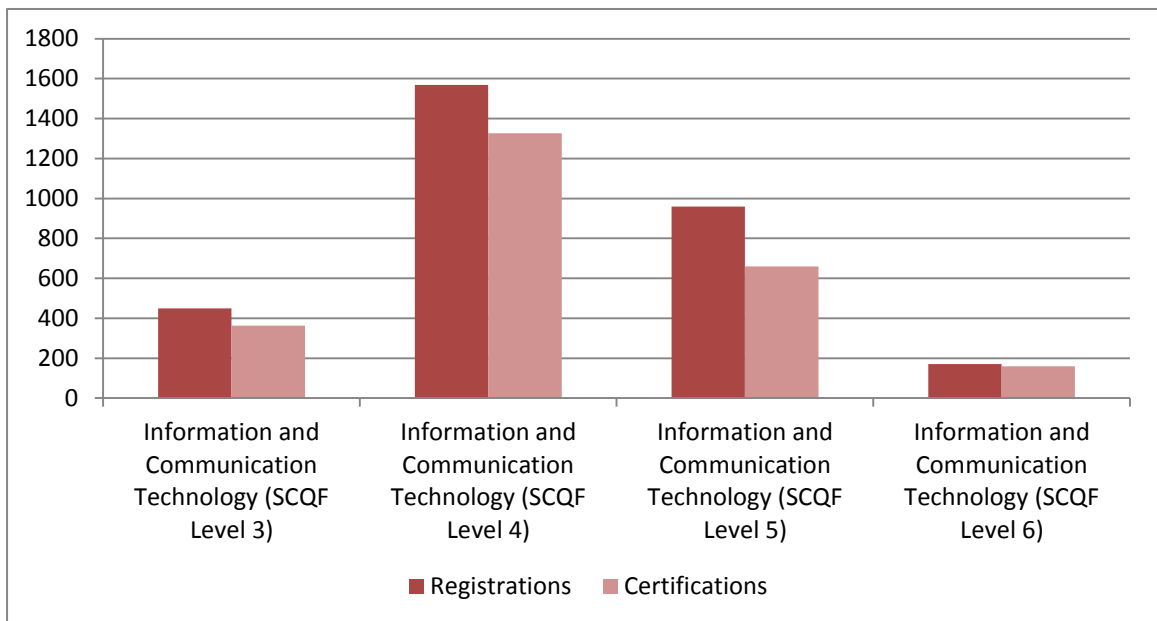


Figure 20 — Numeracy Core Skill

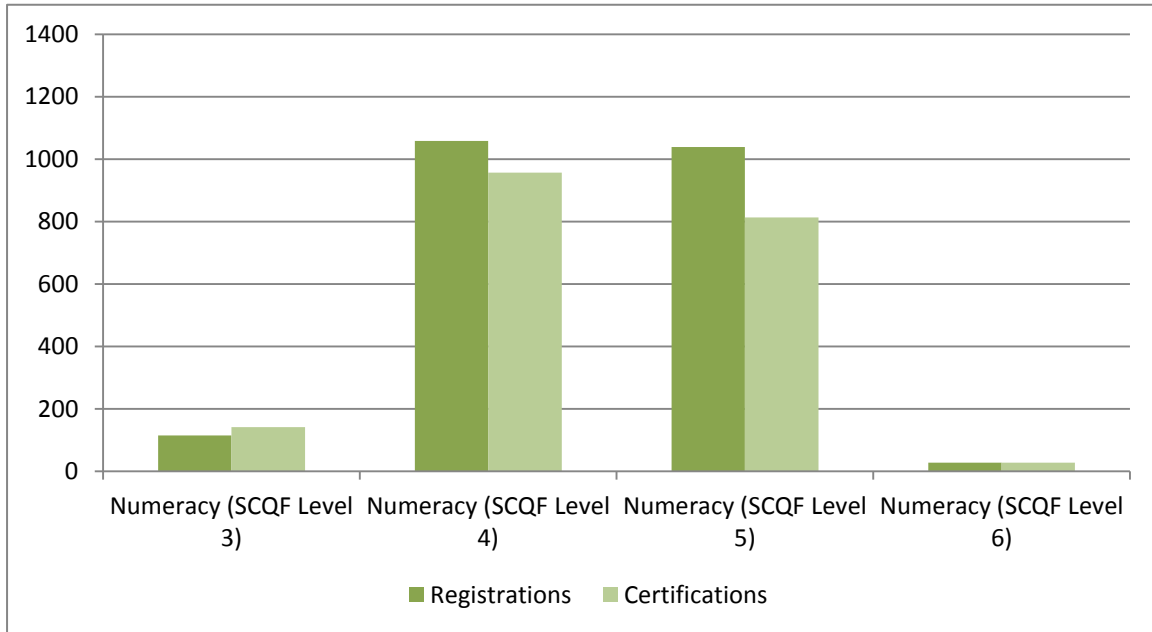


Figure 21 — Problem Solving Core Skill

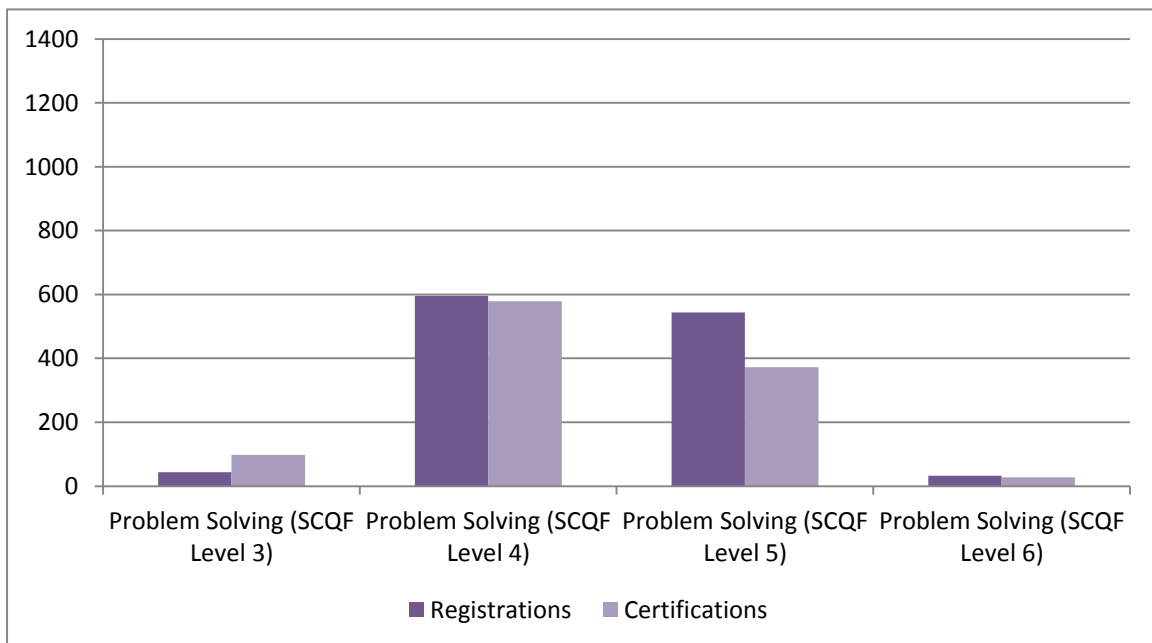




Figure 22 — Working with Others Core Skill



# Glossary

Term	Description
Area of competence	There are 11 occupational areas of competence. These range from Tending Animals, Plants and Land, to Engineering, to Developing and Extending Knowledge and Skill. All SVQs are organised by the area of competence to which they belong.
Certifications	The process by which a centre requests a certificate for a candidate who has completed the full accredited qualification.
'Other' accredited qualification	All 'Other' accredited qualifications that are not SVQs or Regulatory and Licensing qualifications.
Registrations	The process by which a centre informs an awarding body that a candidate has commenced working towards an accredited qualification.
Regulatory and Licensing Qualification	Qualifications which are defined or required by industry regulators, such as the Security Industry Authority, and often underpin licence to practise schemes.
Scottish Vocational Qualification	Scottish Vocational Qualifications (SVQs) are qualifications which combine skills, knowledge and ability within a specific occupational area and are delivered in a workplace setting. The standards for SVQs are designed by the appropriate sector skills council (SSC).

# Awarding bodies

<b>Acronym</b>	<b>Awarding body</b>
Not Applicable	1st4sport Qualifications
ASQ	Associated Sports Qualifications
AFS	Alcohol Focus Scotland
AAT	Association of Accounting Technicians
ACCA	Association of Chartered Certified Accountants
Not Applicable	BIIAB
CIH	Chartered Institute of Housing
CIPD	Chartered Institute of Personnel and Development
CMI	Chartered Management Institute
Not Applicable	City & Guilds of London Institute
ECITB	Engineering Construction Industry Training Board
ESB	English Speaking Board
EQL	Equestrian Qualifications GB Limited
FAAL	First Aid Awards Limited
FAQ	Future (Awards & Qualifications) Ltd
GQA	GQA Qualifications Limited
HABC	Highfield Awarding Body for Compliance
IMI	IMI Awards Limited
IQ	Industry Qualifications Limited
ILM	Institute of Leadership and Management

<b>Acronym</b>	<b>Awarding body</b>
IRRV	Institute of Revenues Rating and Valuation
ITC	ITC First
ITEC	Education and Media Services Limited
Not Applicable	Lantra Awards Limited
MPQC	Mineral Products Qualifications Council
NEBOSH	National Examination Board in Occupational Safety and Health
Not Applicable	PAA/VQ-SET
Not Applicable	PIABC
Not Applicable	Pearson Education Limited
Not Applicable	Rockschool Limited
RAD	Royal Academy of Dance
Not Applicable	Safe Cert Awards Limited
STA	Safety Training Awards Limited
Not Applicable	Scottish Bakers
Not Applicable	SFEDI
SQA	Scottish Qualifications Authority
Not Applicable	The Prince's Trust
VTCT	Vocational Training Charitable Trust
WCSM	Worshipful Company of Spectacle Makers