

Quarterly Statistics Report

Report on accredited qualifications

January–March 2017

Publication date June 2017

Publication code: AE5955

Published by the Scottish Qualifications Authority
The Optima Building, 58 Robertson Street, Glasgow, G2 8DQ
Lowden, 24 Wester Shawfair, Dalkeith, Midlothian EH22 1FD

accreditation.sqa.org.uk

The information in this publication may be reproduced in support of SQA qualifications. If it is reproduced, SQA should be clearly acknowledged as the source. If it is to be used for any other purpose, then written permission must be obtained from SQA. It must not be reproduced for trade or commercial purposes.

© Scottish Qualifications Authority 2017

Contents

Executive summary	1
Currently accredited qualifications	1
Analysis by awarding body	1
Analysis by area of competence	2
Introduction	3
Quarterly statistics	4
Currently accredited qualifications	4
Top 10 registrations and certifications	6
Analysis by qualification type	7
Scottish Vocational Qualifications (SVQ)	7
Analysis by SCQF level	8
Regulatory and Licensing (R&L) qualifications	9
All other accredited qualifications ('Other')	11
Analysis by awarding body	11
Analysis by area of competence	13
Registrations by areas of competence	14
Certifications by area of competence	17
Analysis by qualifications developer	18
Workplace Core Skills	21
Glossary	25
Awarding bodies	26

Executive summary

This report provides an overview of qualification activity for SQA Accreditation approved awarding bodies for the fourth quarter (Q4) of 2016–17 (January–March 2017). The data used to form this report is obtained directly from awarding bodies as part of their quarterly submission requirements. Therefore, they are responsible for ensuring the accuracy of the data supplied.

Currently accredited qualifications

At the end of the fourth quarter of 2016–17 there were 852 currently accredited qualifications. These consisted of 547 Scottish Vocational Qualifications (SVQs) (64% of all qualifications), 50 Regulatory and Licensing qualifications (6% of all qualifications), and 255 'Other' accredited qualifications (30% of all qualifications). There has been a 1% decrease (nine in total) in the number of available qualifications compared to the same time last year.

SQA Accreditation collects quarterly registration and certification data from all its approved awarding bodies. This is a summary of the data for Q4 2016–17. As SVQs typically take longer to complete and have more seasonal drivers than other qualification types, this summary compares SVQ statistics to the previous year, rather than the previous quarter.

Scottish Vocational Qualifications (SVQs)

11,300 SVQ registrations were received across all levels. This is a decrease of 1% compared to the same quarter in the previous year. However, during the same period, 7,997 SVQ certifications were submitted across all levels. This is an increase of 3% compared to the same period last year. SCQF Levels 5 and 6 had the highest number of registrations and certifications, reflecting the high number of qualifications and high demand for qualifications at these levels, partially due to their inclusion in Modern Apprenticeship (MA) frameworks.

Regulatory and Licensing Qualifications

7,997 Regulatory and Licensing qualification registrations were submitted to SQA Accreditation. Compared to Q3 2016–17, this is an increase of 14%. During the same period, 7,705 Regulatory and Licensing certifications were submitted to SQA Accreditation, which is an increase of 18% compared to the previous quarter.

'Other' Qualifications

In Q4 2016–17, 9,044 'Other' qualification registrations were submitted to SQA Accreditation. This is a decrease of 17% compared to Q3 2016–17. During the same period, 5,791 'Other' qualification certifications were submitted, which is an increase of 12% compared to Q3 2016–17.

Analysis by awarding body

It is clear from the data that some awarding bodies are more prominent in different qualification types. For example, in terms of registering and certifying SVQ candidates, SQA was the leading awarding body. SQA was also the leader for Regulatory and Licensing Qualifications, and NEBOSH was the leader for 'Other' qualifications.

SVQs: SQA registered 9,339 candidates (83% of all SVQ registrations) and certificated 6,619 candidates (83% of all SVQ certifications).

Regulatory and Licensing: SQA registered 2,068 candidates (26% of all Regulatory and Licensing registrations) and certificated 2,077 candidates (27% of all Regulatory and Licensing certifications).

'Other': NEBOSH registered 4,353 candidates (48% of all 'Other' registrations) and certificated 2,755 candidates (48% of all 'Other' certifications).

Analysis by area of competence

Area 008: Providing Health, Social Care and Protective Services had the highest number of registrations and certifications across all qualifications types.

Introduction

SQA Accreditation is the national accrediting body for Scotland. We set and specify the requirements for accrediting qualifications to support the needs of learners and employers in Scotland. We do this by promoting and maintaining public confidence in accredited qualifications and approved awarding bodies.

The information shown has been produced from information provided by approved awarding bodies. This data covers SQA accredited qualifications during the fourth quarter of 2016–17 (January–March 2017) and focuses on those candidates who were:

- ◆ registered for an SQA accredited qualification
- ◆ certificated for an SQA accredited qualification

At the point of accreditation, all qualifications are allocated a qualification type and an area of competence, which are used to classify qualifications in this report. This report provides information on the number of registrations and certifications according to awarding body, area of competence, qualification type and level. Data may be revised in subsequent reports due to late submission or if any errors are identified.

For upcoming data submissions, the following deadline dates apply and must be adhered to by all awarding bodies to ensure consistency and accuracy of data in future reports:

- ◆ 14 July 2017 for Q1 2017–18 data (April to June 2017)
- ◆ 16 October 2017 for Q2 2017–18 data (July to September 2017)
- ◆ 12 January 2018 for Q3 2017–18 data (October to December 2017)
- ◆ 12 April 2018 for Q4 2017–18 data (January to March 2018)

Quarterly statistics

This report covers all qualification types that we accredit, categorised as follows:

- ◆ Scottish Vocational Qualifications (SVQs)
- ◆ Regulatory and Licensing qualifications (R&L)
- ◆ ‘Other’ accredited qualifications


SQA Accreditation has a statutory remit to accredit SVQs and Regulatory and Licensing qualifications. It also accredits ‘Other’ qualifications on a voluntary basis. Where these qualifications form part of the mandatory section of MA frameworks, they must be accredited by SQA Accreditation.

This report presents an overview of accreditation activity for the fourth quarter (Q4) of 2016–17 (January–March 2017). The qualification uptake statistics in the report are based on data submitted to us by our approved awarding bodies. Awarding bodies are responsible for ensuring the accuracy of the data submitted. These statistics cover a three-year period in order to ensure that the published information is relevant, appropriate and easy to understand.

Currently accredited qualifications

At the end of the fourth quarter of 2016–17 there were 852 accredited qualifications. These were made up of 547 SVQs (64%), 50 R&L qualifications (6%) and 255 ‘Other’ qualifications (30%).

Figure 1–Accredited qualifications



The total number of accredited qualifications (not including lapsed qualifications) has decreased from Q3 2016–17 by nine in total.

Figure 2 – Accredited qualifications by qualification type

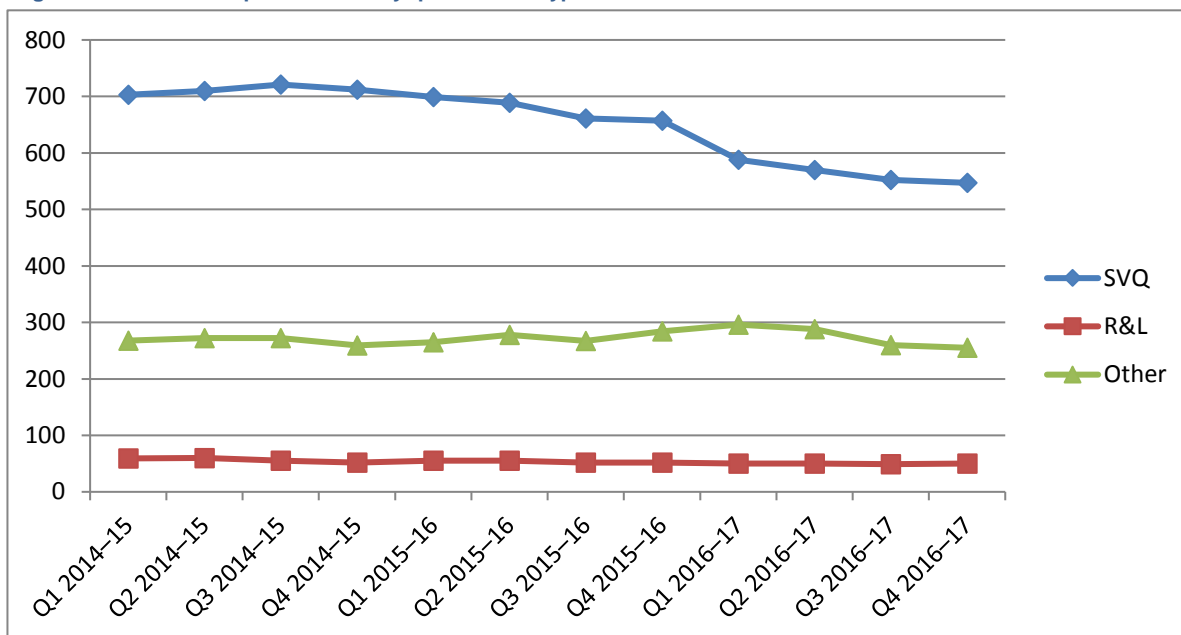


Figure 2 shows the change in qualification type over a three-year period. There has been a large decrease in the number of available SVQs during the last few quarters. One of the reasons for this could be awarding bodies dropping lower uptake SVQs from their provision.

Top 10 registrations and certifications

During Q4 2016–17 the following 10 qualifications had the highest number of registrations across all qualifications types.

Table 1 – Top 10 performing qualification in terms of registrations

Qualification title	Qualification type	No of registrations
NEBOSH National General Certificate in Occupational Health and Safety	Other	2,653
SQA SVQ in Social Services and Healthcare at SCQF Level 6	SVQ	1,157
BIIAB Scottish Certificate for Personal Licence Holders at SCQF Level 6	Regulatory	1,142
SQA Emergency First Aid at Work at SCQF Level 5	Regulatory	1,082
ITC Certificate in Outdoor First Aid SCQF Level 5	Other	893
FAA Award in Emergency First Aid at Work at SCQF Level 5	Regulatory	890
SQA SVQ in Social Services and Healthcare at SCQF Level 7	SVQ	721
SQA SVQ in Social Services (Children and Young People) at SCQF Level 7	SVQ	709
ITC Certificate in Emergency First Aid at Work SCQF Level 5	Regulatory	694
HABC Award for Working as a Door Supervisor within the Private Security Industry (Scotland) at SCQF Level 6	Regulatory	669

During the fourth quarter of 2016–17 the following 10 qualifications had the highest number of certifications across all qualifications types.

Table 2 – Top 10 performing qualifications in terms of certifications

Qualification title	Qualification type	No of certifications
NEBOSH National General Certificate in Occupational Health and Safety	Other	1,512
BIIAB Scottish Certificate for Personal Licence Holders at SCQF Level 6	Regulatory	1,067
SQA Emergency First Aid at Work at SCQF Level 5	Regulatory	979
ITC Certificate in Outdoor First Aid SCQF Level 5	Other	872
FAA Award in Emergency First Aid at Work at SCQF Level 5	Regulatory	870
SQA SVQ in Social Services and Healthcare at SCQF Level 6	SVQ	795
ITC Certificate in Emergency First Aid at Work SCQF Level 5	Regulatory	687
SQA First Aid at Work at SCQF Level 6	Regulatory	649
HABC Award for Working as a Door Supervisor within the Private Security Industry (Scotland) at SCQF Level 6	Regulatory	549

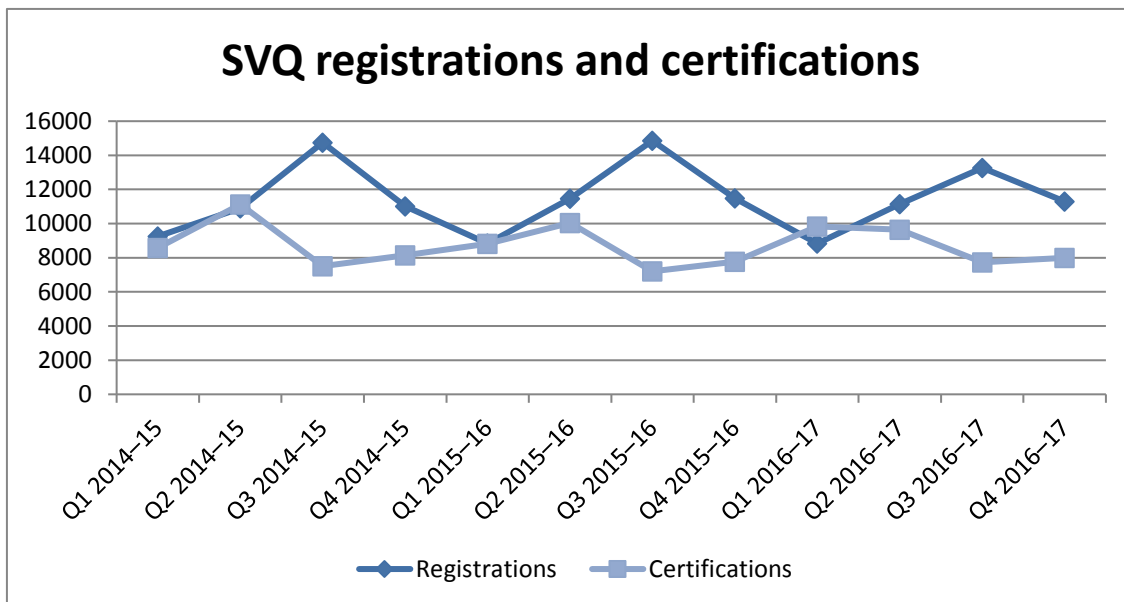
Analysis by qualification type

SQA Accreditation has collected qualification data from approved awarding bodies for several years and as a result is able to present trends in this data. The data that is gathered informs analysis across a variety of sectors and all types of accredited qualifications without limiting statistics to SVQs. This should give a complete picture of the landscape for accredited qualifications.

Scottish Vocational Qualifications (SVQ)

During the fourth quarter of 2016–17 (January–March), 11,300 registrations were received across all SVQ levels.

Figure 3 – SVQ registrations and certifications



This is a decrease of 1% compared to the same quarter in the previous year, and an increase of 3% from the same quarter in 2014–15. The graph shows a fairly stable annual pattern.

During Q4 of 2016–17, 7,997 SVQ certifications were submitted across all levels — an increase of 3% compared to the same quarter last year and a decrease of 2% from the same time in 2014–15.

These registrations and certifications cover 945 different qualifications (including lapsed qualifications), offered by 17 different awarding bodies. During this quarter, SVQs represented 71% of all live accredited qualifications, 40% of all registrations and 36% of all certifications.

The SVQ with the highest number of registrations was the SQA SVQ in Social Services and Healthcare at SCQF Level 6, with 1,157 registrations. This has been the SVQ with the highest uptake since Q2 2014–15.

Analysis by SCQF level

Following consultation by the SQA Accreditation Committee, the SVQ level has been dropped from the title of SVQs in favour of the SCQF level, unless the SVQ has not been credit rated. This change is to remove potential confusion with multiple levels being used in qualification titles, and to promote knowledge and understanding of the SCQF framework. As a result of this, the following section of the report will focus on the SCQF level of SVQs rather than SVQ levels. The majority of SVQ registrations were at SCQF level 5, with 3,779 representing 33% of SVQ registrations. The majority of SVQ certifications were at level 6 with 2,635 certifications representing 33% of SVQ certifications during Q4 2016–17 (January–March). See figures 4 and 5).

Figure 4 – Registrations by SVQ level

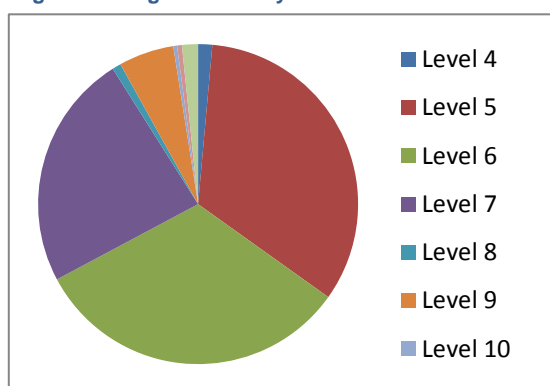
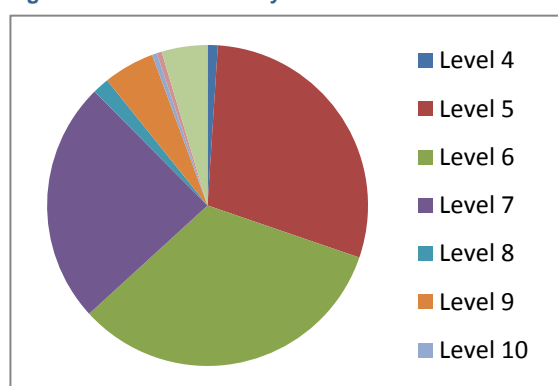


Figure 5 – Certifications by SVQ level



The distribution of registrations and certifications across all levels still appears to be fairly stable. The majority of registrations and certifications are across SCQF level 5, 6 and 7 which is expected as these would mainly have been at SVQ Levels 2 and 3 previously. There are many more SVQs available at these levels, as shown in table 3.

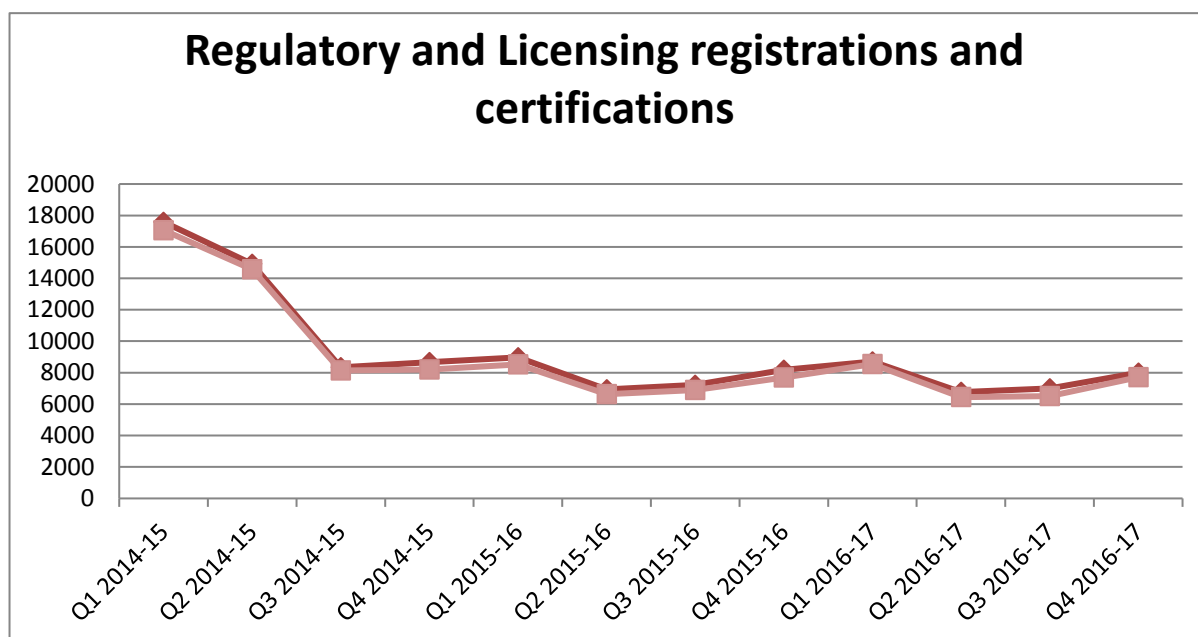
Table 3 — SVQ Levels

SCQF level	No of SVQs
Level 4	20
Level 5	214
Level 6	173
Level 7	64
Level 8	15
Level 9	20
Level 10	1
Level 11	6
Level 12	18

The higher numbers of SVQs at these levels is due to SVQs at SCQF levels 5, 6 and 7 forming part of a considerable number of MA frameworks. 70% of SCQF level 5 SVQs are part of modern apprenticeship frameworks. 65 % of SCQF level 6 SVQs and 64% of SCQF level 7 SVQs are present in MA frameworks.

Regulatory and Licensing (R&L) qualifications

Figure 6 – Regulatory and Licensing registrations and certifications



During the fourth quarter of 2016–17, 7,997 Regulatory and Licensing registrations were submitted to SQA Accreditation. This is a decrease of 2% compared to the same time last year. During the same period, 7,705 Regulatory and Licensing certifications were submitted to SQA Accreditation — an increase (of less than 1%) compared to the same quarter last year. Registrations have decreased by 8% compared to the same period two years ago, and certifications have also decreased by 6% compared to the same period. The spike in uptake between Q3 2013–14 and Q3 2014–15 was caused by the Scottish Certificate for Personal Licence holders (SCPLH) refresh.

As shown in figure 6, there has been a slight increase in the number of registrations and certifications for R&L qualifications from last quarter. Without changes to legislation in first aid or Licensing qualifications, it is expected that the registrations and certification will stay somewhere between 6,000 and 10,000 for the next few quarters.

These registrations and certifications cover 50 different qualifications (including lapsed qualifications), offered by 13 different awarding bodies. During this quarter, Regulatory and Licensing qualifications represented 4% of all live accredited qualifications, 28% of all registrations, and 36% of all certifications. The R&L qualification with the highest number of registrations this quarter was the Scottish Certificate for Personal Licence Holders at SCQF Level 6 offered by BIIAB. This qualification also experienced the highest number of certifications.

All other accredited qualifications ('Other')

During the fourth quarter of 2016–17, 9,044 registrations for 'Other' qualifications were submitted to SQA Accreditation. This is a decrease of 12% compared to the same quarter of the previous year. During the same period, 5,791 'Other' certifications were submitted — a decrease of 3% compared to the same quarter of the previous year.

Figure 7– 'Other' registrations and certifications



Registrations and certifications for 'Other' qualifications cover 333 different qualifications, offered by 28 different awarding bodies. During this quarter, 'Other' qualifications represented 25% of all live accredited qualifications, 32% of all registrations, and 27% of all certifications.

The 'Other' qualification with the highest number of registrations this quarter was NEBOSH National General Certificate in Occupational Health and Safety, with 2,658 registrations. The qualification with the highest number of certifications was also the NEBOSH National General Certificate in Occupational Health and Safety, with 1,512 certifications.

Analysis by awarding body

During Q4 of 2016–17 the awarding body with the highest number of SVQ registrations overall was SQA, with 9,339 registrations (83% of all SVQ registrations). This awarding body also reported the highest number of SVQ certifications overall, with 6,619 certifications (83% of all SVQ certifications).

For R&L qualifications, the top awarding body for registrations and certifications was SQA, with 2,068 registrations (26% of all R&L registrations). The awarding body with the most R&L certifications was SQA with 2,077 certifications (27% of all R&L certifications).

NEBOSH was the awarding body with the most registrations and certifications for 'Other' qualifications with 4,353 registrations (48% of all 'Other' registrations) and 2,755 certifications (48% of all 'Other certifications).

Figure 8 – Number of registrations by awarding body

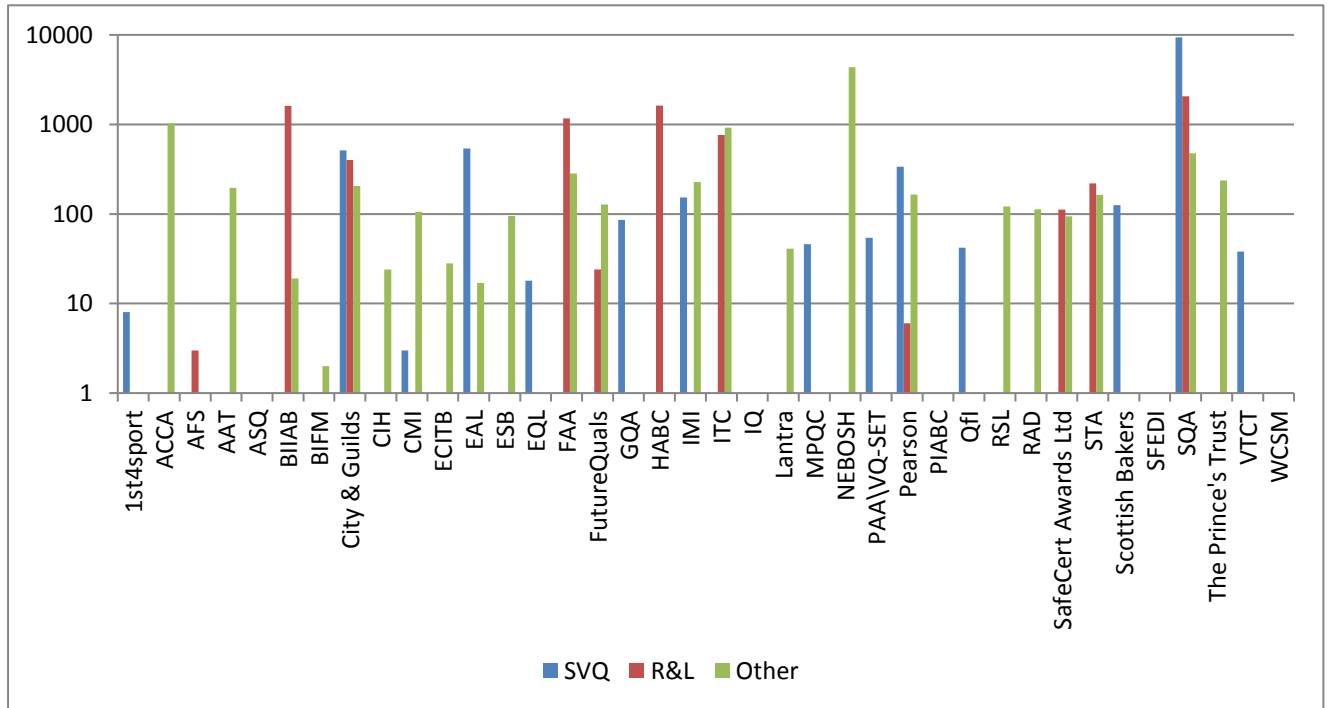
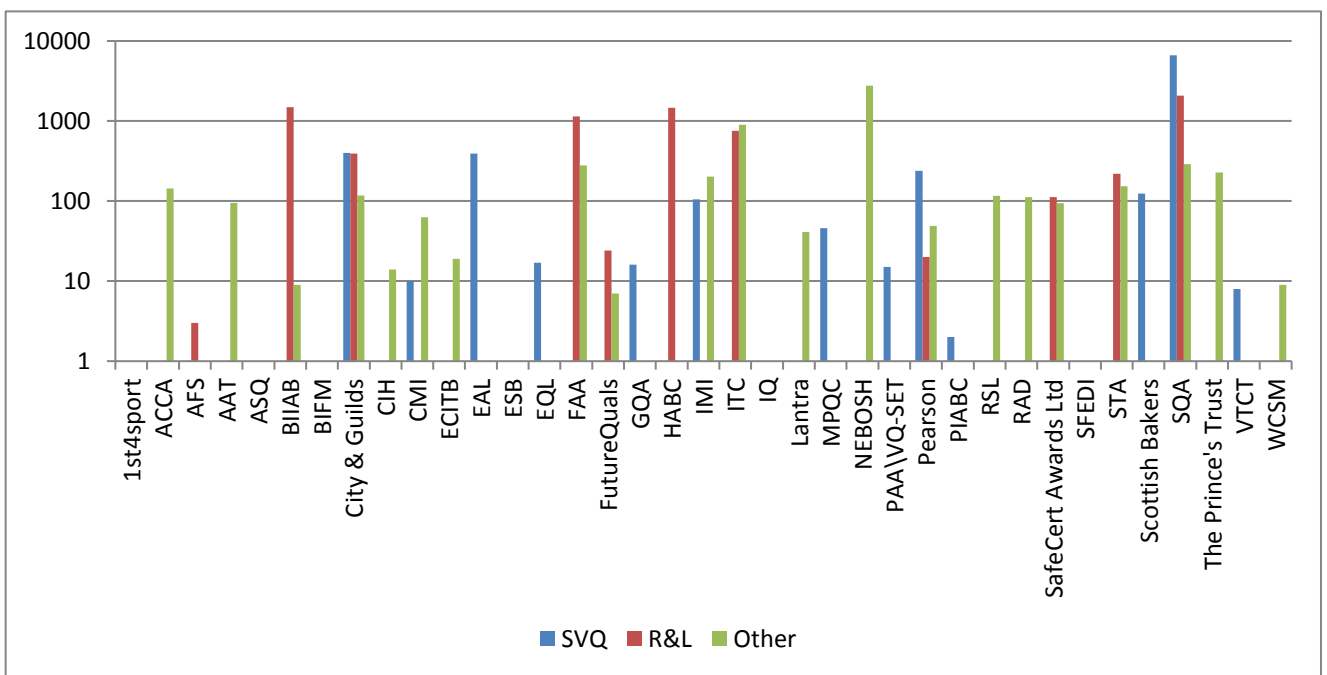


Figure 9 – Number of certifications by awarding body



Throughout Q4 2016–17 the following awarding bodies all indicated that they had no registrations or certifications for any of their accredited qualifications:

- ◆ ASQ
- ◆ IQ

Qualifications and awarding bodies with zero uptake are monitored regularly, and where there is no activity for a two-year period, the Accreditation and/or Regulation manager will discuss the reasons for this with the awarding body (as described in SQA Accreditation's Zero Uptake policy).

In terms of breakdown by qualification type, awarding bodies tend to focus on specific qualification types, with only SQA, City and Guilds, and Pearson having accredited qualifications and uptake across all types. (See figures 8 and 9 above — please note that the scale in the graphs above has been altered to make them more readable.)

Analysis by area of competence

At the point of accreditation, each qualification is assigned to one of the following 11 areas of competence:

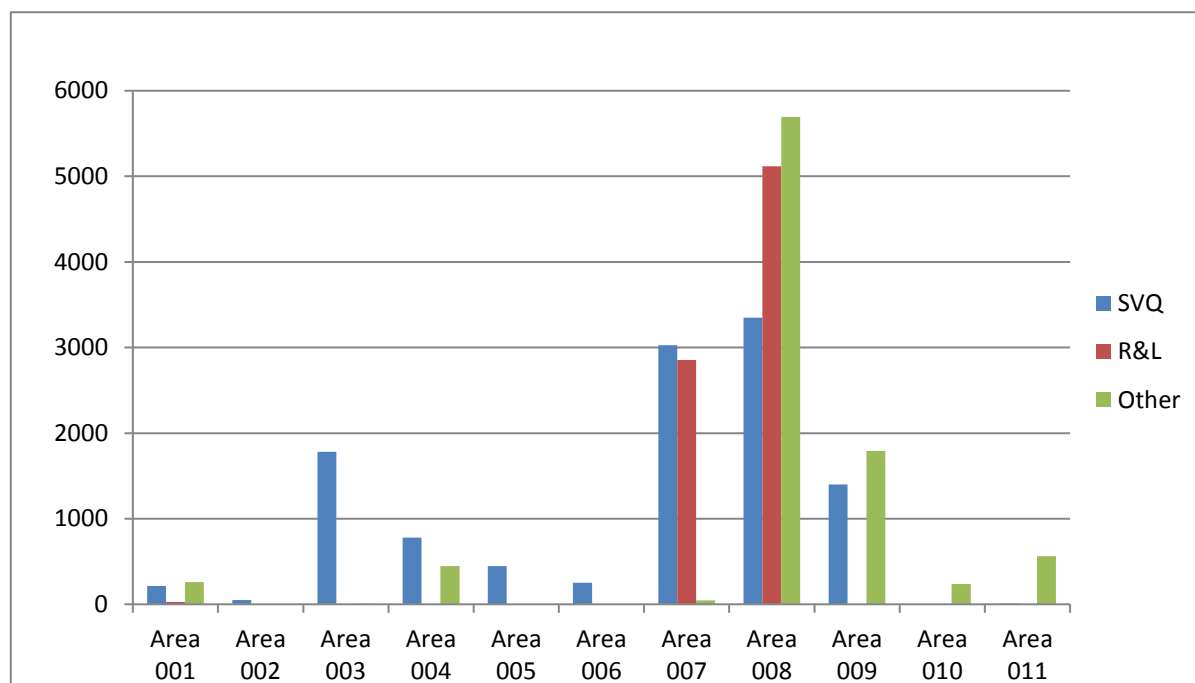
- ◆ 001 Tending Animals, Plants and Land
- ◆ 002 Extracting and Providing Natural Resources
- ◆ 003 Constructing
- ◆ 004 Engineering
- ◆ 005 Manufacturing
- ◆ 006 Transporting
- ◆ 007 Providing Goods and Services
- ◆ 008 Providing Health, Care and Protective Services
- ◆ 009 Providing Business Services
- ◆ 010 Communicating and Entertaining
- ◆ 011 Developing and Extending Knowledge and Skill

Each awarding body and standards setting organisation (SSO) has responsibility for verifying the allocation of these areas on a monthly basis when they are published on the Qualification Listing and Lapsing Reports webpage. These classifications are combined with registration and certification data submitted by awarding bodies to produce the statistics below.

Registrations by areas of competence

Registrations across areas of competence have historically been concentrated in two of the 11 areas listed. Figure 10 provides an overview of registrations for each area of competence further broken down by qualification type.

Figure 10 – registrations by area of competence and qualification type

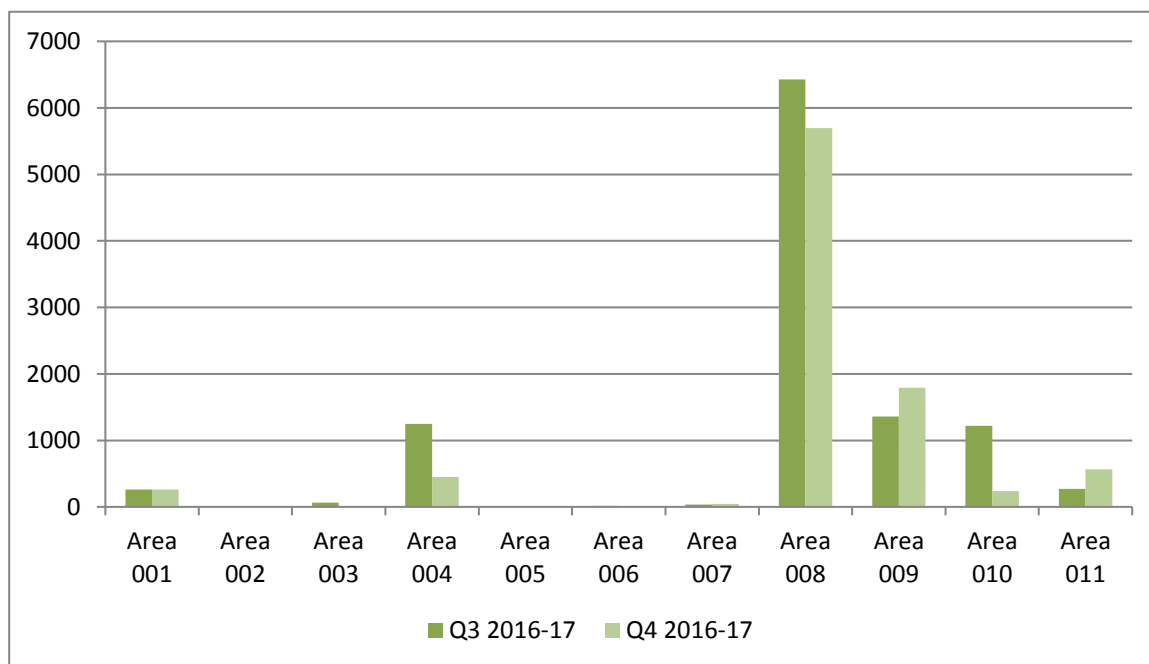


- ◆ The area of competence that experienced the highest number of SVQ registrations was Area 008: Providing Health, Social care and Protective Services, which had 3,347 registrations, representing 30% of SVQs during the fourth quarter of 2016–17.
- ◆ The area of competence with the highest number of Regulatory and Licensing registrations was Area 008: Providing Health, Social Care and Protective Services, with 5,118 registrations, representing 64% of R&L qualifications during the fourth quarter of 2016–17
- ◆ The area of competence that experienced the highest number of ‘Other’ registrations was also Area 008: Providing Health, Social Care and Protective services with 5,694 registrations, representing 63% of ‘Other’ qualifications during the fourth quarter of 2016–17.

The most significant change to the distribution of registrations for 'Other' qualifications compared to quarter 3 of 2016–17 is in Areas 008: Providing Health, Social care and Protective Services. The changes in the graph below are very similar to the changes between Q2 2015–16 and Q3 2015–16.

- ◆ Area 008: Providing Health, Social care and Protective Services had the highest number of registrations again this quarter (5,694). This has decreased by 11% from the last quarter.
- ◆ The NEBOSH National General Certificate in Occupational Health and Safety has been the consistent top performer in Area 008: Providing Health, Social care and Protective Services.
- ◆ The decrease in registrations for Area 004: Engineering shown below can be attributed to a fall in registrations for various automotive industry qualifications since Q2 2016–17.

Figure 11—Registrations for 'Other' qualifications

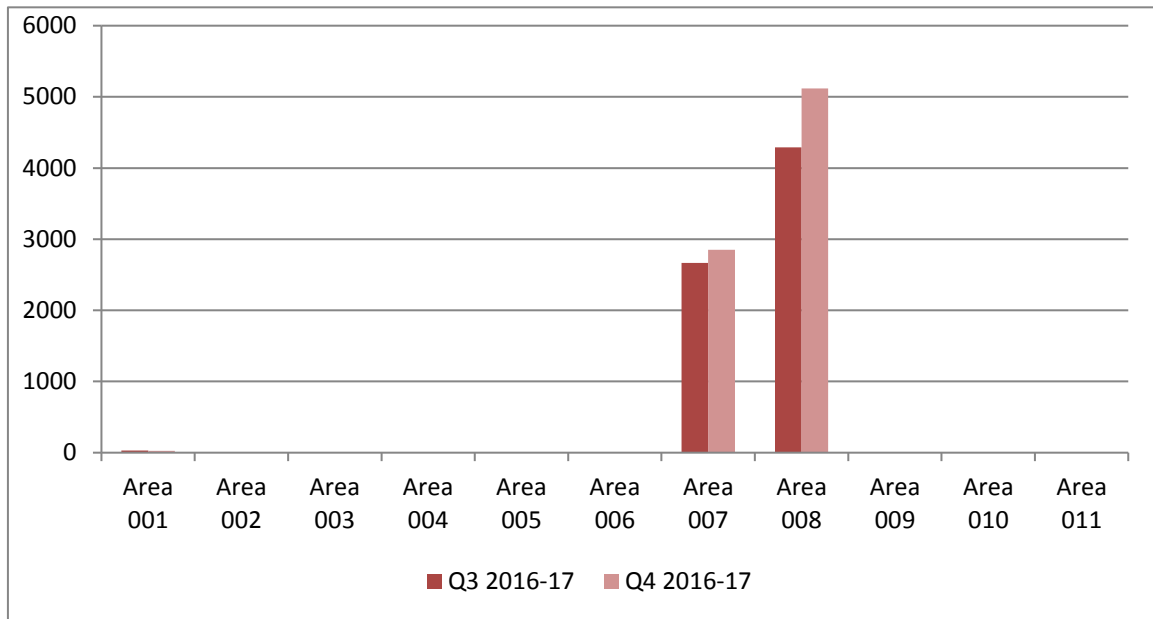


The number of R&L registrations in Area 007: Providing Goods and Services increased since Q3 2016–17. There was an increase of 7% in total for Area 007: Providing Goods and Services and an increase of 19% for Area 008: Providing Health, Social Care and Protective Services as shown in figure 12.

The majority of registrations for R&L qualifications in Area 007: Providing Goods and Services are for Scottish Certificate for Personal Licence Holders at SCQF Level 6 offered by various awarding bodies.

The majority of R&L registrations in Area 008: Providing Health, Social Care and Protective Services are for various first aid qualifications, many of which are present in Modern Apprenticeship frameworks.

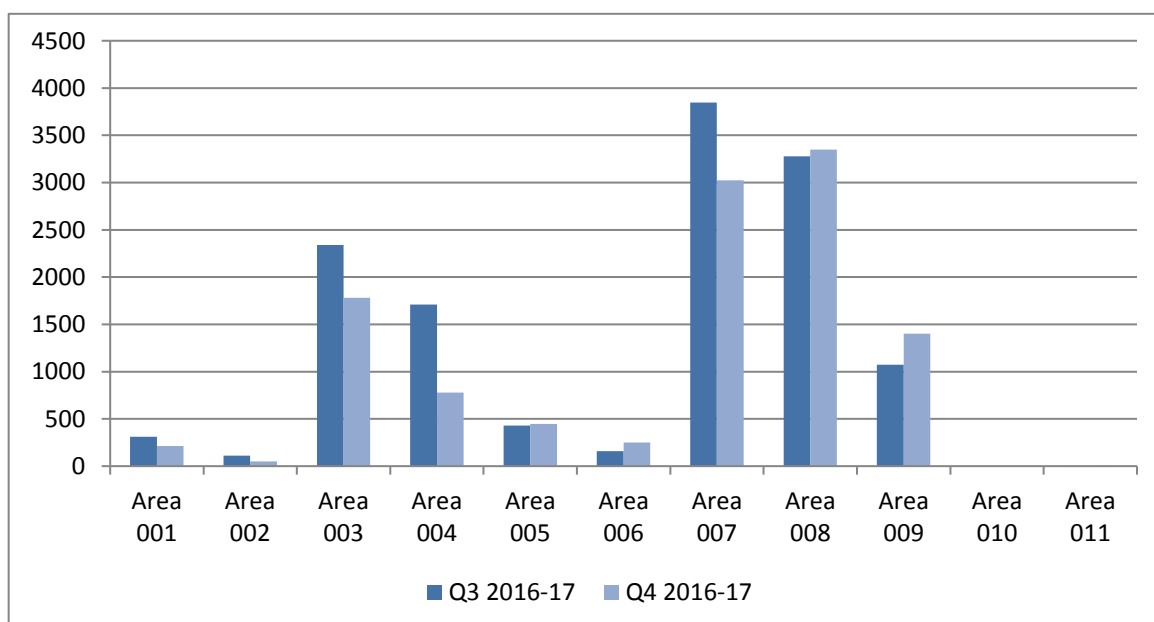
Figure 12 – Registrations for regulatory and licensing qualifications



Compared to the previous quarter, SVQ registrations decreased in Q4 this year, in line with expectations during this period (see Figure 13). The distribution of these registrations is similar compared to the same period last year.

- ◆ There has been a 20% decrease in the number of registrations for Area 007: Providing Goods and Services.
- ◆ The registrations for Area 009: Providing Business Services has increased by 30% compared to Q3. This is due to greater registrations for a number of SVQs in the Area.
- ◆ The number of registrations for Area 003: Constructing and Area 004: Engineering has dropped between Q3 and Q4 in previous years. The difference for these areas of competence between Q3 and Q4 is similar to previous years.

Figure 13—Registrations for SVQs

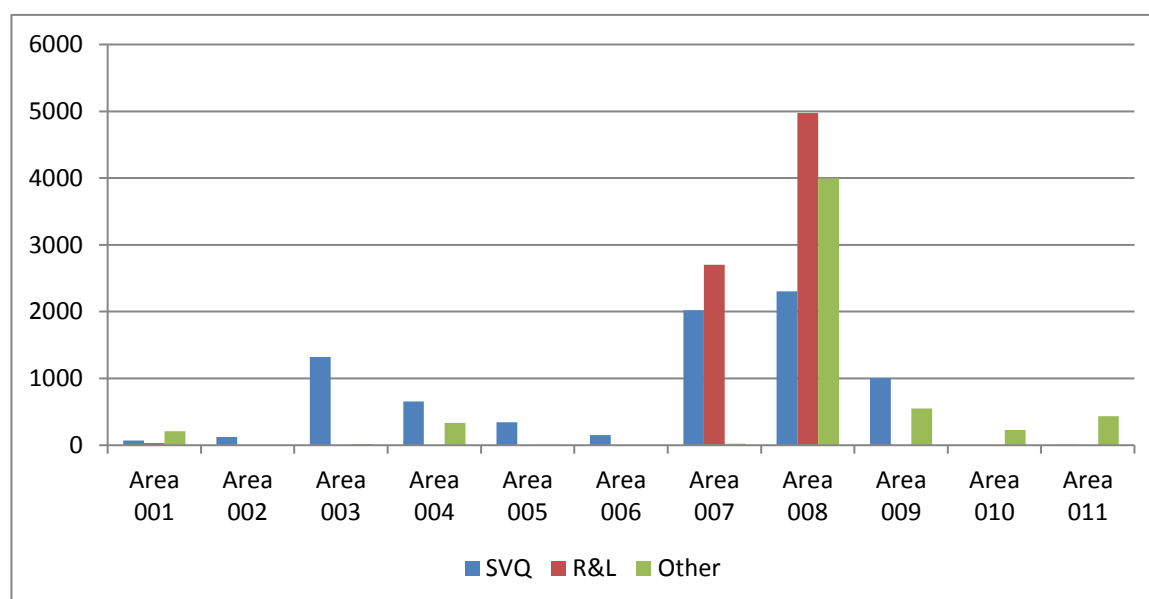


Certifications by area of competence

Certifications by area of competence are lower than registrations, yet the general trends are similar in the sense that the most certifications were for areas 007 and 008, as shown in figure 14.

- ◆ The area of competence that experienced the highest number of SVQ certifications was Area 008: Providing Health, Social Care and Protective Services with 2,302 certifications, representing 29% certifications during this period.
- ◆ The area of competence that experienced the highest number of R&L certifications was Area 008: Providing Health, Social Care and Protective Services with 4,972 certifications representing 65% of R&L qualifications during the same period.
- ◆ The area of competence that experienced the highest number of certifications for 'Other' qualifications was also Area 008: Providing Health, Social Care and Protective Services with 3,998 certifications, representing 69% of 'Other' qualifications during the same period.

Figure 14—Certifications by area of competence and qualification type



Analysis by qualifications developer

SQA Accreditation focuses more directly on analysis by area of competence, rather than by standard setting organisation (SSO) or qualification developer. Nevertheless, the breakdown of registrations and certifications by qualification developer is presented in Figures 15, 16, 17. Many of these will be subject to change throughout the next financial year, because changes to the funding of projects will affect many of the current qualification developers.

Figure 15 — SVQ registrations and certifications by qualification developer

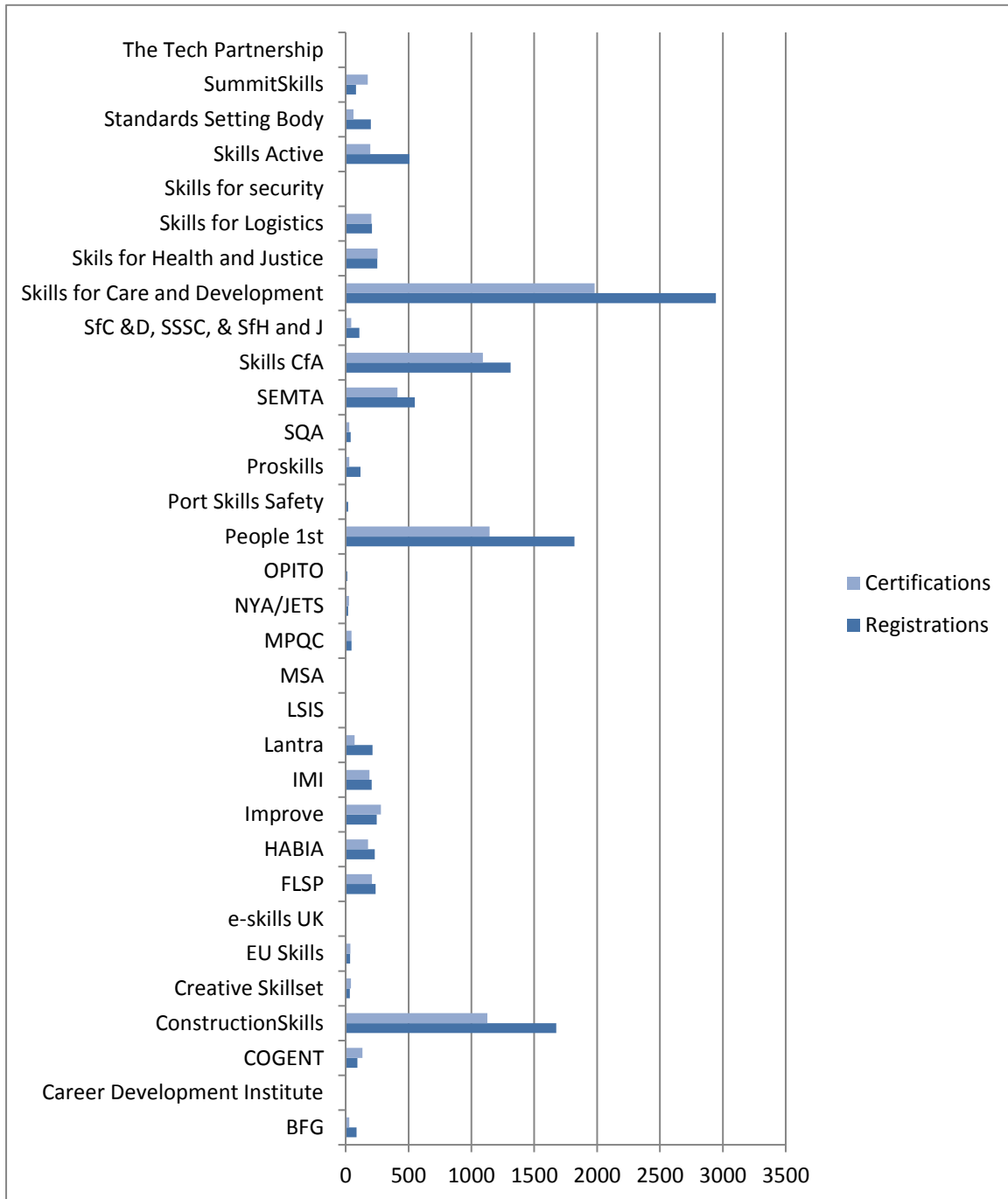


Figure 15 demonstrates that SVQs are favoured across a number of different sectors and by a number of different qualification developers.

Figure 16—R&L registrations and certifications by qualification developer

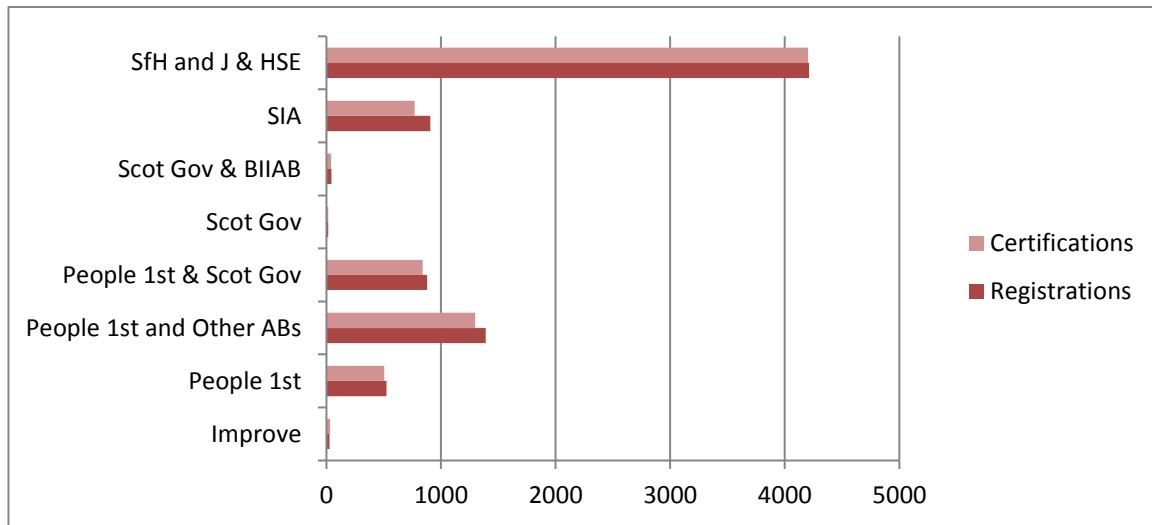



Figure 16 shows a different qualification developers working together to create various qualifications that are relevant to a smaller number of sectors than SVQs. While fewer candidates undertake R&L qualifications than SVQs, they are still significant. The qualifications themselves are relevant to a smaller range of sectors, but they involve a licence to practise in certain industries. The majority of registrations for this qualification type are in Hospitality, Security and First Aid.

Figure 17 shows that while a lot of qualification developers have created 'Other' qualifications across different industries, the majority of registrations and certifications relate to a (relatively) small number of industries. The majority of the registrations for the developers in the graph below are for NEBOSH (Occupational Health and Safety), Creative and Cultural (Creative Industry) and IMI (Automotive industry).

Figure 17—'Other' registrations and certifications by Qualification Developer

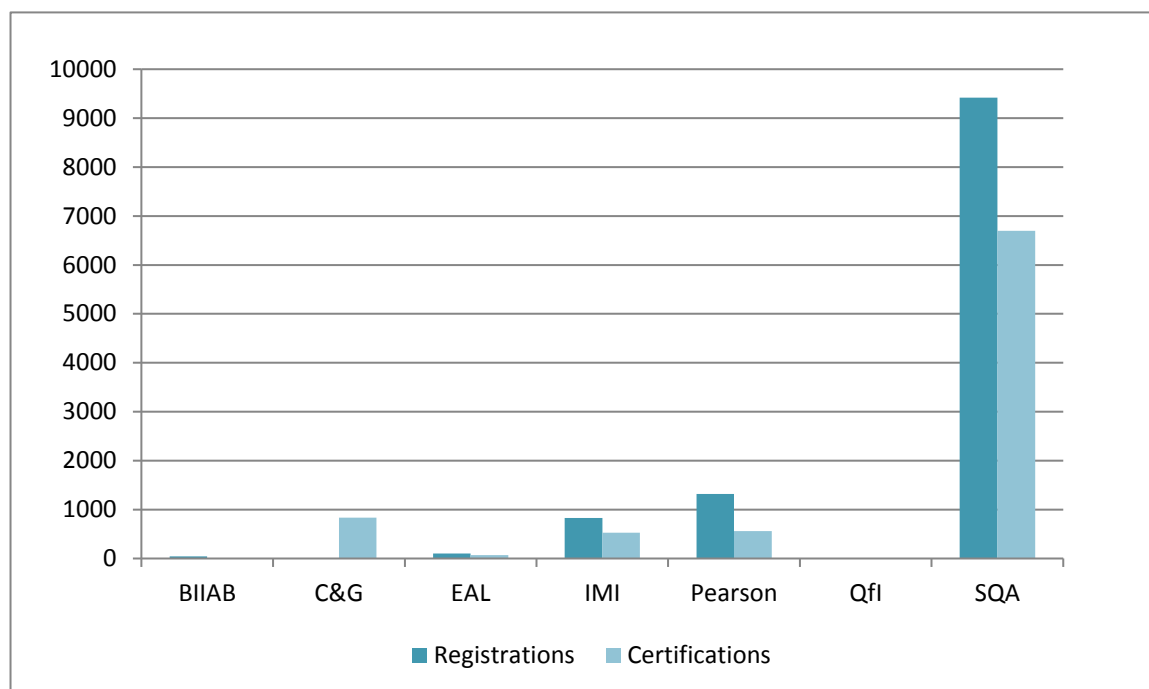


Workplace Core Skills

During the fourth quarter of 2016–17, 117 Workplace Core Skills were accredited. These range from SCQF level 3 to SCQF level 6.

There were 11,705 Workplace Core Skills registrations and 8,693 certifications in total. The awarding body with the most registrations and certifications was SQA, with 80% of registrations and 77% of certifications.

Figure 18 – Core Skills by awarding body



The Workplace Core Skill with the most registrations and certifications was Information and Communication Technology at SCQF level 4, with 2,135 registrations and 1,358 certifications.

There were more Workplace Core Skills registrations at SCQF level 4 than any other SCQF level. The majority of certifications for Workplace Core Skills were at SCQF level 5.

Figure 19 – Communication Core Skill

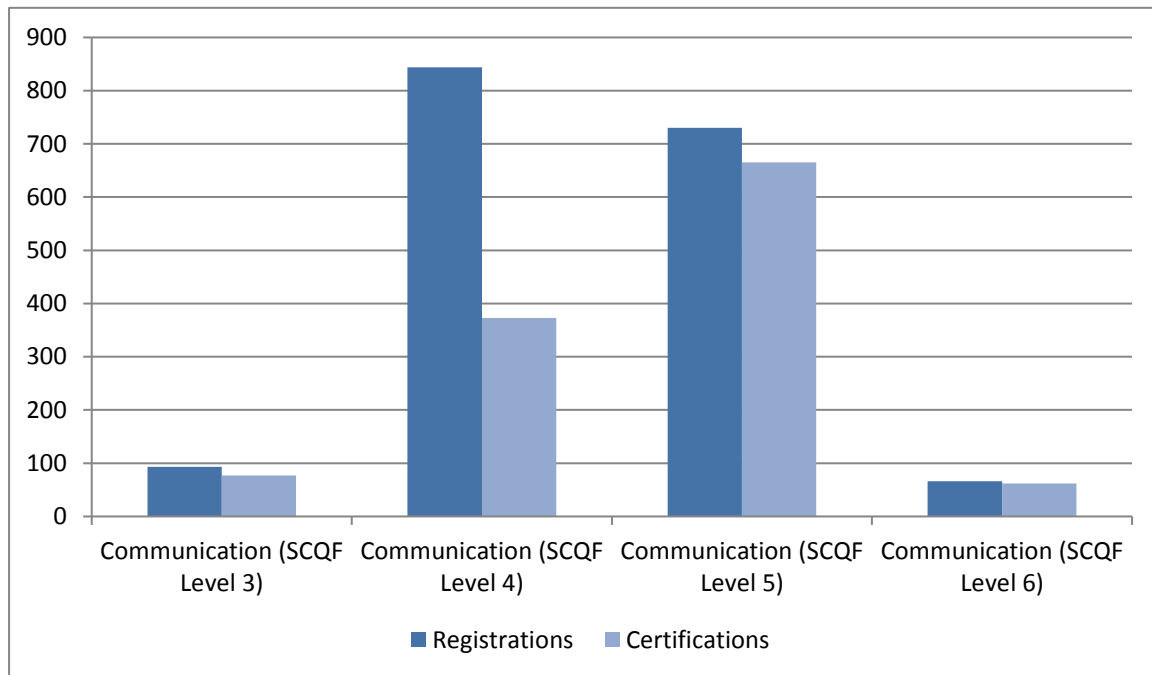


Figure 20 – Information and Communication Technology Core Skill

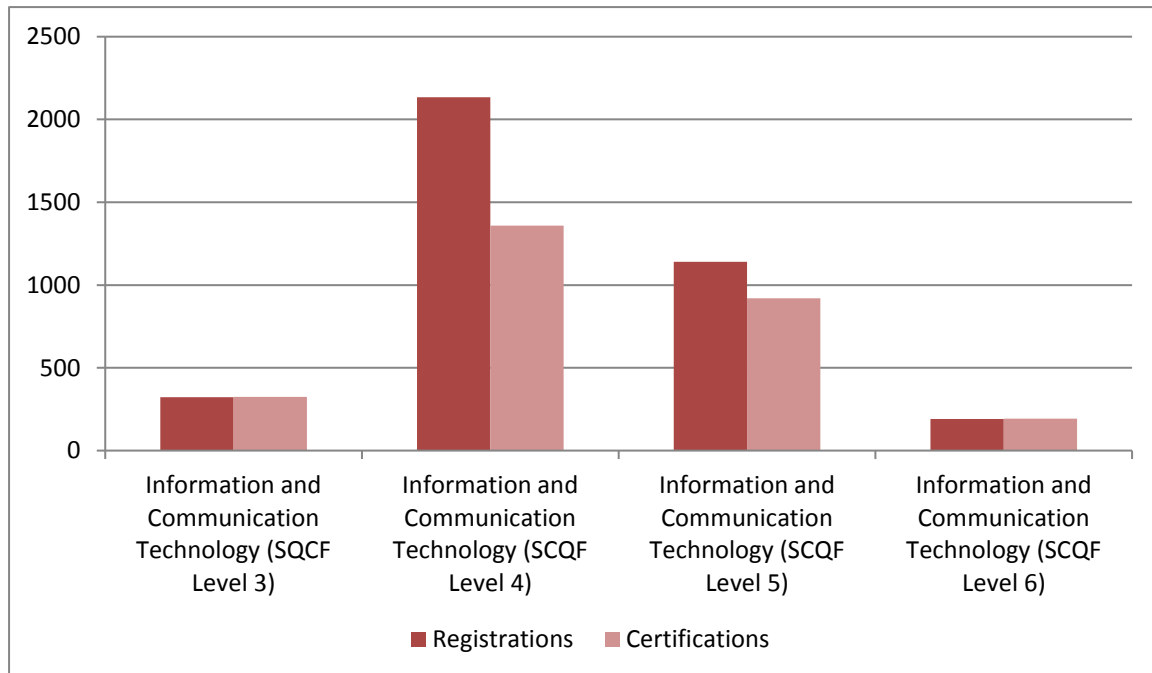


Figure 22 – Numeracy Core Skill

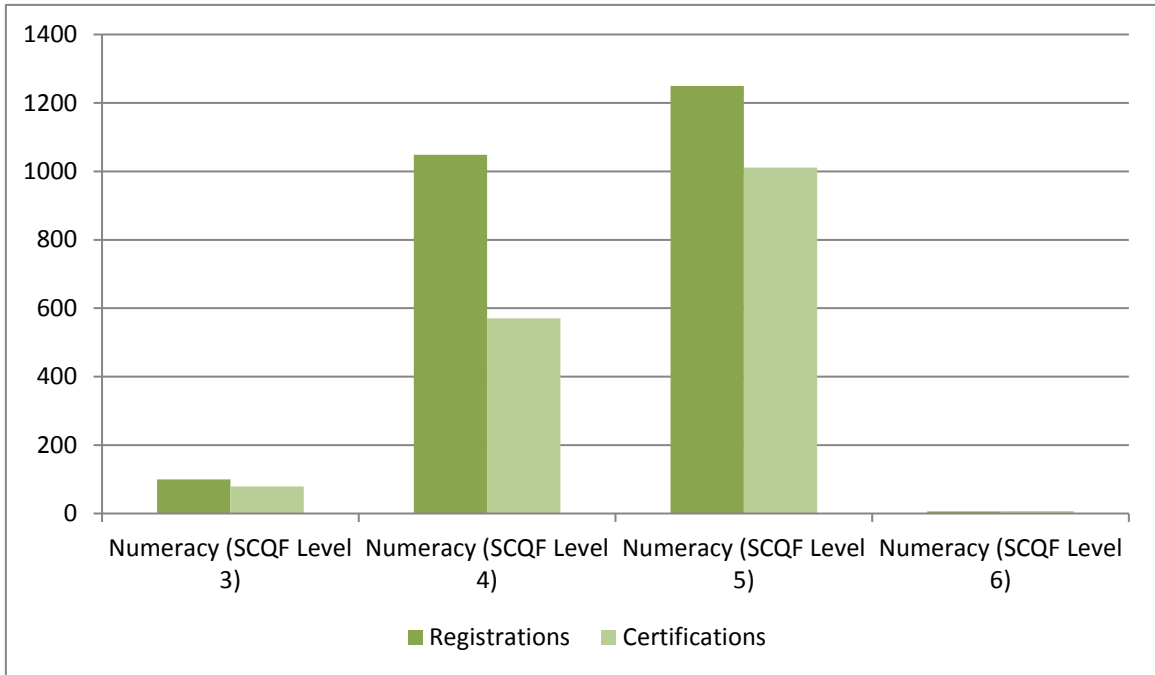


Figure 21 – Problem Solving Core Skill

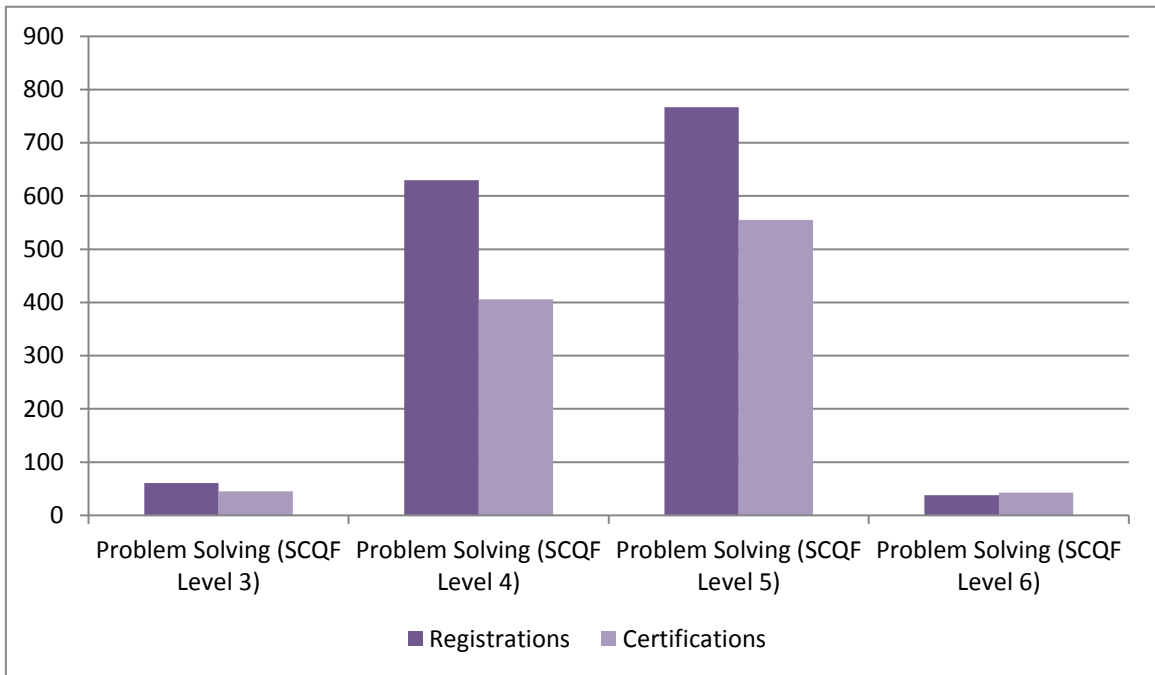


Figure 23 – Working with Others Core Skill



Glossary

Term	Description
Area of competence	There are 11 occupational areas of competence. These range from Tending Animals, Plants and Land, to Engineering, to Developing and Extending Knowledge and Skill. All SVQs are organised by the area of competence to which they belong.
Certifications	The process by which a centre requests a certificate for a candidate who has completed the full accredited qualification.
'Other' accredited qualification	All 'Other' accredited qualifications that are not SVQs or Regulatory and Licensing qualifications.
Registrations	The process by which a centre informs an awarding body that a candidate has commenced working towards an accredited qualification.
Regulatory and Licensing Qualification	Qualifications which are defined or required by industry regulators, such as the Security Industry Authority, and often underpin licence to practise schemes.
Scottish Vocational Qualification	Scottish Vocational Qualifications (SVQs) are qualifications which combine skills, knowledge and ability within a specific occupational area and are delivered in a workplace setting. The standards for SVQs are designed by the appropriate sector skills council (SSC).

Awarding bodies

Acronym	Awarding body
Not Applicable	1st4sport Qualifications
ASQ	Associated Sports Qualifications
AFS	Alcohol Focus Scotland
AAT	Association of Accounting Technicians
ACCA	Association of Chartered Certified Accountants
Not Applicable	BIIAB
BIFM	British Institute of Facilities Management
CIH	Chartered Institute of Housing
CMI	Chartered Management Institute
Not Applicable	City & Guilds of London Institute
ECITB	Engineering Construction Industry Training Board
EQL	Equestrian Qualifications GB Limited
EAL	Excellence, Achievement and Learning Limited
ESB	English Speaking Board
FAA	First Aid Awards
FutureQuals	Future (Awards and Qualifications) Ltd
GQA	GQA Qualifications Limited
HABC	Highfield Awarding Body for Compliance
IMI	IMI
IQ	Industry Qualifications Limited

Acronym	Awarding body
ITC	ITC First
Not Applicable	Lantra
MPQC	Mineral Products Qualifications Council
NEBOSH	National Examination Board in Occupational Safety and Health
Not Applicable	PAA/VQ-SET
Not Applicable	PIABC
Not Applicable	Pearson Education Limited
Not Applicable	RSL
RAD	Royal Academy of Dance
Not Applicable	SafeCert Awards Limited
STA	Safety Training Awards Limited
Not Applicable	SFEDI Awards
Not Applicable	Scottish Bakers
SQA	Scottish Qualifications Authority
Not Applicable	The Prince's trust
VTCT	Vocational Training Charitable Trust
WCSM	Worshipful Company of Spectacle Makers