

Quarterly Statistics Report

Highlights for Quarter 3 2023–24:

1 October – 31 December 2023

Publication date: February 2024

Publication code:

Published by the Scottish Qualifications Authority (SQA) Accreditation

The Optima Building, 58 Robertson Street, Glasgow, G2 8DQ Lowden, 24 Wester Shawfair,
Dalkeith, Midlothian EH22 1FD

<https://accreditation.sqa.org.uk>

The information in this publication may be reproduced in support of SQA qualifications. If it is reproduced, SQA should be clearly acknowledged as the source. If it is to be used for any other purpose, then written permission must be obtained from SQA. It must not be reproduced for trade or commercial purposes.

© Scottish Qualifications Authority 2024

Contents

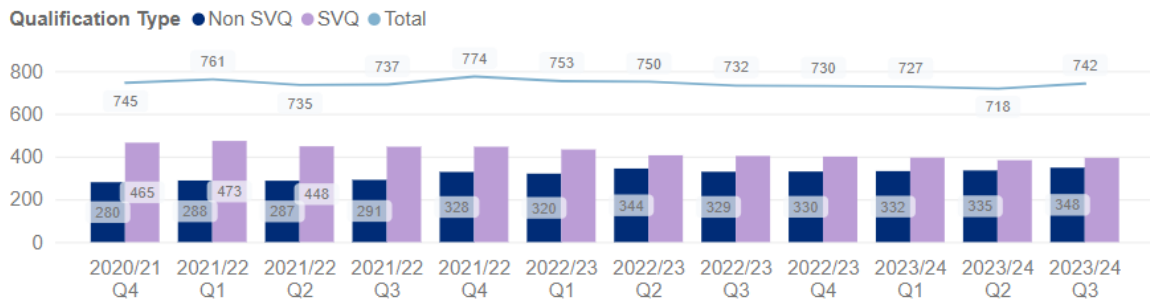
Summary	1
Data submissions	1
1 Introduction	3
Methodology	3
2 Accredited qualifications	5
2.1 Total candidate registrations and certifications	6
2.1.1 Registrations	6
2.1.2 Certifications	6
2.2 Top 10 qualifications	6
2.3 Registrations and certifications by qualification type	7
2.3.1 SVQs	8
2.3.2 Non-SVQs	8
2.4 Analysis by awarding body	9
2.4.1 SVQs	9
2.4.2 Non-SVQs	10
2.5 Analysis by developer	10
2.5.1 SVQs	11
2.5.2 Non-SVQ	11
2.6 Analysis by qualification categories	12
3 Workplace Core Skills	13

Summary

This report provides statistical information on SQA Accreditation approved qualifications for the second quarter (Q3) of 2023–24 (1 October – 31 December 2023). This data is submitted by awarding bodies, who are responsible for quality assuring their data submissions.

Since Q1 2022–23 we have only reported on two qualification type categories (SVQs and Non-SVQs), compared to the three that were used previously (SVQs, Other, and Regulation & Licensing).

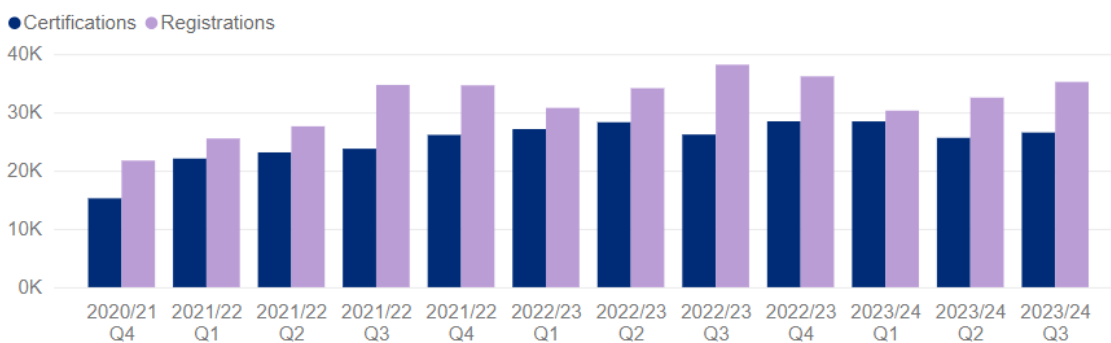
Figure # 1: Number of Qualifications over time.



At the end of this period there were 742 accredited qualifications: 394 Scottish Vocational Qualifications (SVQs), and 348 Non-SVQs. In Q3 2022–23 there were 732 accredited qualifications, compared to 737 in Q3 of 2021–22.

Data submissions

Figure # 2: Number of registrations and certifications over time.



There were a total of **35,270*** registrations (8.43% increase from Q2 2023–24) and **26,539*** certifications (3.55% increase compared to Q2 2023–24) in Q3. (These totals do not include Workplace Core Skills.)

SVQs

Of these totals 11,536 (32.71%) were SVQ registrations and 7,050 (26.56%) were SVQ certifications. SQA was the awarding body that had the highest percentage of SVQ registrations (67.87%) and certifications (77.15%). The developer Skills for Care and Development accounts for the largest proportion of SVQ registrations and certifications — 27.12 % and 33.15%, respectively.

Non-SVQ qualifications

There were 23,733 registrations and 19,489 certifications, a decrease of 6.92% and increase of 0.6% respectively compared to Q2. National Examination Board in Occupational Safety and Health (NEBOSH) awarding body accounted for 17.71% of registrations and First Aid Awarding (FAA) awarding body accounted for 21.24% of certifications. The developer First Aid Awarding Organisation Forum (FAAOF) has the highest number of registrations (33.87%) and certifications (39.48%).

Qualification category

The area with the highest number of registrations and certifications is 003 Health Care, Social Care and Childcare, as it was in Q2.

Workplace Core Skills

There were a total of 8,837 registrations (an increase of 12.7% compared to Q2) and 5,440 certifications (a decrease of 16.21% compared to Q2).

1 Introduction

SQA Accreditation is the national accrediting body for Scotland with a statutory remit under the Education (Scotland) Act 1996 to accredit and quality assure qualifications in Scotland. Although part of the Scottish Qualifications Authority, SQA Accreditation is distinct and autonomous from SQA's awarding function.

SQA Accreditation sets and specifies the requirements for accrediting qualifications to safeguard and support the interests of learners, parents, funding bodies, employers, providers and Scottish Government. We do this to promote and maintain public confidence in accredited qualifications and approved awarding bodies.

Methodology

This report summarises the qualification data that has been provided to us by approved awarding bodies, referred to as 'data submissions'. Awarding bodies use a [data submission template](#) so all submissions are standardised. Registration and certification data is provided directly to SQA Accreditation (further information on the methodology can be found in our [Methodology](#) document).

The information in this report covers SQA accredited qualifications during the third quarter (Q3) of 2023–24 (1 October – 31 December 2023) and shows the number of candidates who were:

- ◆ registered for an SQA accredited qualification
- ◆ certificated for an SQA accredited qualification

The data has been analysed in relation to:

- ◆ qualification type
- ◆ awarding body
- ◆ developer
- ◆ qualification category (classification)
- ◆ Workplace Core Skills

This document is published alongside the raw data received from the awarding bodies. If there are any figures below 10, these are removed to protect confidentiality and are represented by an asterisk (*). The numbers given do not necessarily represent the number of learners, as a learner could register for several qualifications and could have achieved several certifications. The statistical information in this report is only collated by SQA Accreditation.

For upcoming data submissions, the following deadline dates apply and must be adhered to by all awarding bodies to ensure consistency and accuracy of data in future reports. The [guidance](#) document can be used to clarify how data must be submitted:

Table 1: Data submission deadlines for awarding bodies

Quarter	Submission deadline
Quarter 4 (1 January – 31 March 2024)	15 April 2024
Quarter 1 (1 April – 30 June 2024)	12 July 2024
Quarter 2 (1 July– 30 September 2024)	16 October 2024
Quarter 3 (1 October– 30 December 2024)	17 January 2025

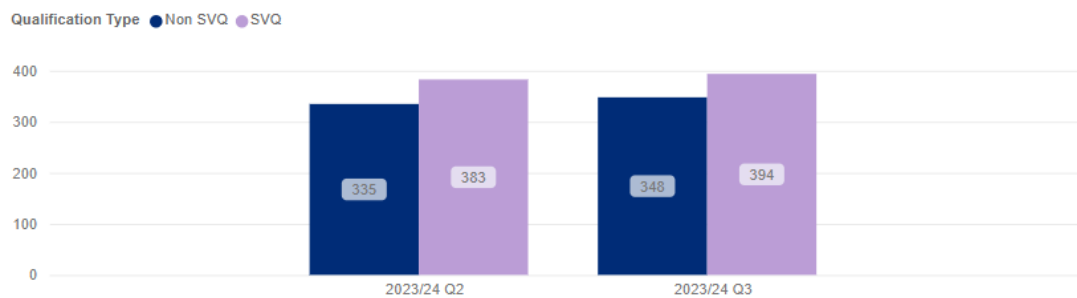
2 Accredited qualifications

At the end of Q3 of 2023–24 there were 742 live accredited qualifications*.

- ◆ 394 SVQs (53.1%)
- ◆ 348 Non-SVQs (46.9%)

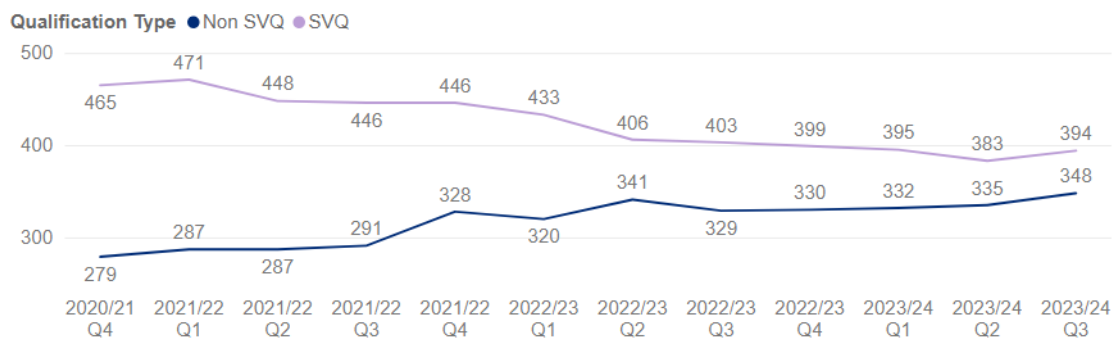
*Note that this total does not include qualifications that are within their lapsing period.

Figure # 3: Number of Qualifications compared to the previous quarter.



Compared to Q2 2023–24, the total number of accredited qualifications has increased by 24. In Q3 2022–23 there were 732 accredited qualifications, compared to 718 in Q2 of 2023–24.

Figure # 4: Number of accredited qualifications in the past 3 years.



The number of qualifications has remained steady overall. The number of SVQs has decreased by 71 in the last three years, while non-SVQs have increased by 69.

2.1 Total candidate registrations and certifications

2.1.1 Registrations

35,270 candidates were registered for SQA accredited qualifications in Q3.

This is an 8.43% increase compared to Q2 2023–24.

2.1.2 Certifications

26,539 certificates were awarded for SQA accredited qualifications in Q3.

This is an 3.55% increase compared to Q2 2023–24.

2.2 Top 10 qualifications

Table 2: Top 10 performing qualifications in terms of registrations

Qualification title	Registrations
Safe Cert SCQF Level 6 Award in Emergency First Aid at Work	2,773
NEBOSH National General Certificate in Occupational Health and Safety	2,686
Award in Emergency First Aid at Work at SCQF Level 6 (FAA)	1,770
SVQ in Social Services and Healthcare at SCQF Level 6 (SQA)	1,062
SVQ Performing Engineering Operations at SCQF Level 5 (EAL)	978
Award in First Aid for Mental Health at SCQF Level 5	871
Award in Emergency First Aid at Work at SCQF Level 6 (SQA)	842
SVQ in Social Services (Children and Young People) at SCQF Level 7 (SQA)	836
SVQ in Social Services and Healthcare at SCQF Level 7 (SQA)	811
Scottish Certificate for Personal Licence Holders at SCQF Level 6	811

The Safe Cert SCQF Level 6 Award in Emergency First Aid at Work had the highest number of registrations in Q3 of 2023–24. Compared to figures from Q2:

- ◆ Registrations for this qualification are 39.5% higher.

Table 3: Top 10 performing qualifications in terms of certifications

Qualification title	Certifications
Safe Cert SCQF Level 6 Award in Emergency First Aid at Work	2773
NEBOSH National General Certificate in Occupational Health and Safety	1,770
Award in Emergency First Aid at Work at SCQF Level 6 (FAA)	1,762
Award in First Aid for Mental Health at SCQF Level 5 (FAA)	866
Scottish Certificate for Personal Licence Holders at SCQF Level 6 (Highfield)	795
SVQ in Social Services and Healthcare at SCQF Level 6 (SQA)	789
Highfield Award in Emergency First Aid at Work at SCQF Level 6	689
Award in Emergency First Aid at Work at SCQF Level 6 (SQA)	657
SVQ in Social Services (Children and Young People) at SCQF Level 7 (SQA)	623
SVQ in Social Services and Healthcare at SCQF Level 7 (SQA)	619

The Safe Cert SCQF Level 6 Award in Emergency First Aid at Work had the highest number of certifications in Q3 of 2023–24. Compared to figures from Q2 of 2023–24:

- ◆ Certifications for this qualification are 39.5% higher.

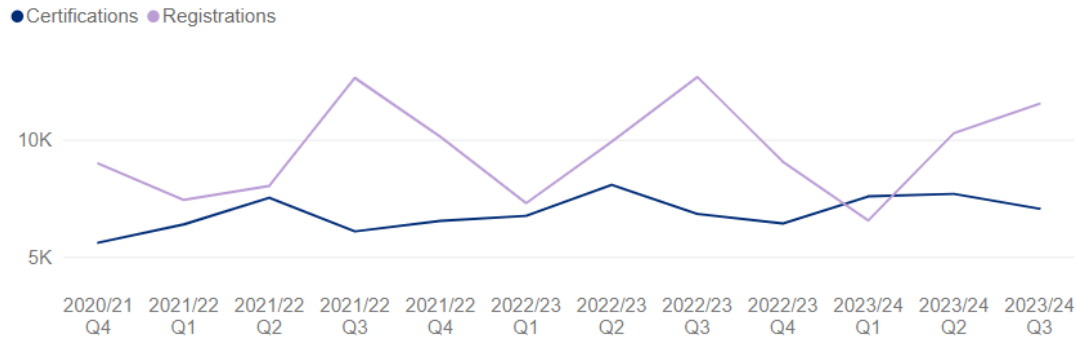
2.3 Registrations and certifications by qualification type

The following figures detail the number of registrations and certifications over a three-year period, broken down by qualification type. As there are peaks and troughs throughout the year for SVQs, it is more appropriate to compare the number of registrations and certifications to the equivalent quarter from the previous year than to the preceding quarter. The quarter with the highest number of registrations over the last three years is Q3, Q1 has the lowest number of registrations.

2.3.1 SVQs

- ◆ 11,536 registrations
- ◆ 7,050 certifications

Figure # 5: SVQ Registrations and Certifications over 3 years.

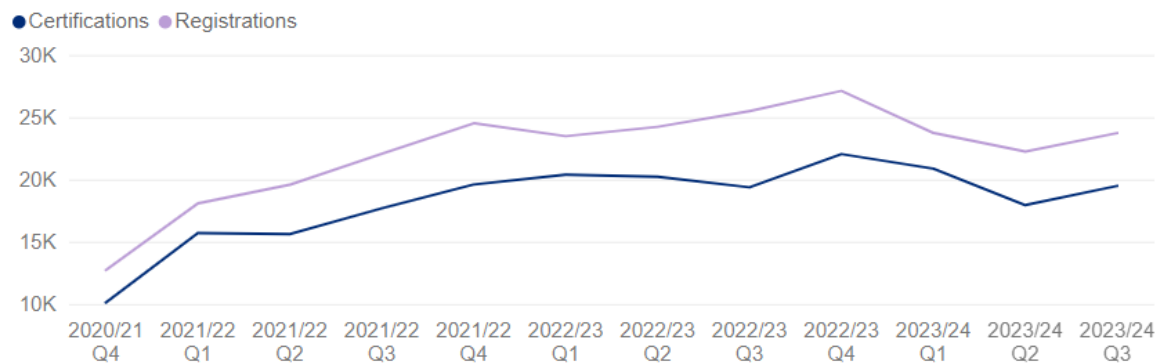


- ◆ Compared to Q3 of 2022–23, the number of SVQ registrations has decreased by 9.02%.
- ◆ Compared to Q3 of 2022–23, the number of SVQ certifications has increased by 3.27%.

2.3.2 Non-SVQs

- ◆ 23,733 registrations
- ◆ 19,489 certifications

Figure # 6: Non-SVQ Registrations and Certifications over 3 years.



In comparison to Q3 of 2022–23:

- ◆ Non-SVQ registrations are 6.92% lower in Q3 2023-24.
- ◆ Non-SVQ certifications are 0.6% higher in Q3 2023-24.

2.4 Analysis by awarding body

At the end of the third quarter there were 36 awarding bodies approved by SQA Accreditation. The number of qualifications offered by each awarding body varies greatly. The five largest awarding bodies, in terms of qualifications offered, are:

Table 4: Number of accredited qualifications by awarding body

Awarding body	Number of accredited qualifications*
Scottish Qualifications Authority (SQA)	366
Institute of the Motor Industry (IMI)	55
RSL Awards Ltd (RSL)	48
National Examination Board in Occupational Safety and Health (NEBOSH)	38
City and Guilds	35

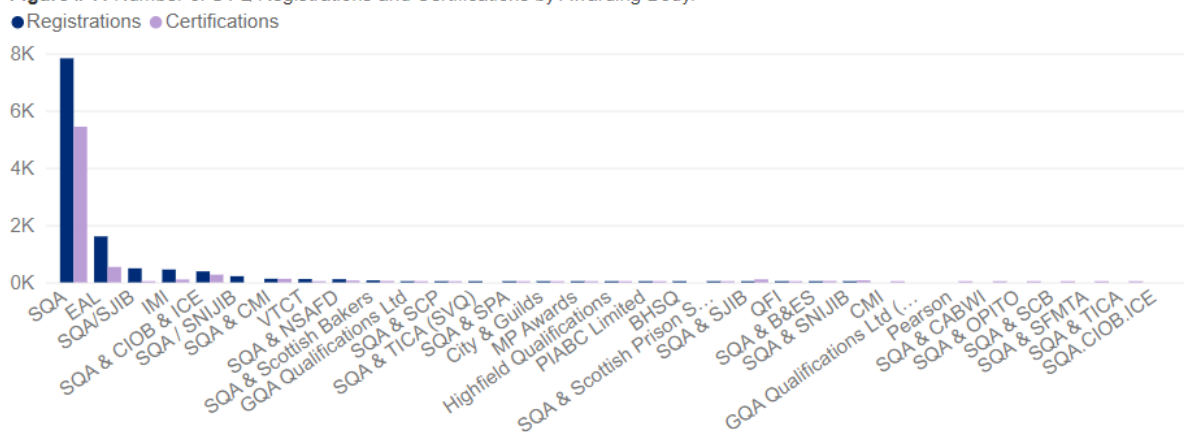
*Including qualifications that have passed their lapse dates.

2.4.1 SVQs

SQA continues to have the highest number of SVQ registrations and certifications:

- ◆ 67.87% of SVQ registrations
- ◆ 77.15% of SVQ certifications

Figure # 7: Number of SVQ Registrations and Certifications by Awarding Body.



2.4.2 Non-SVQs

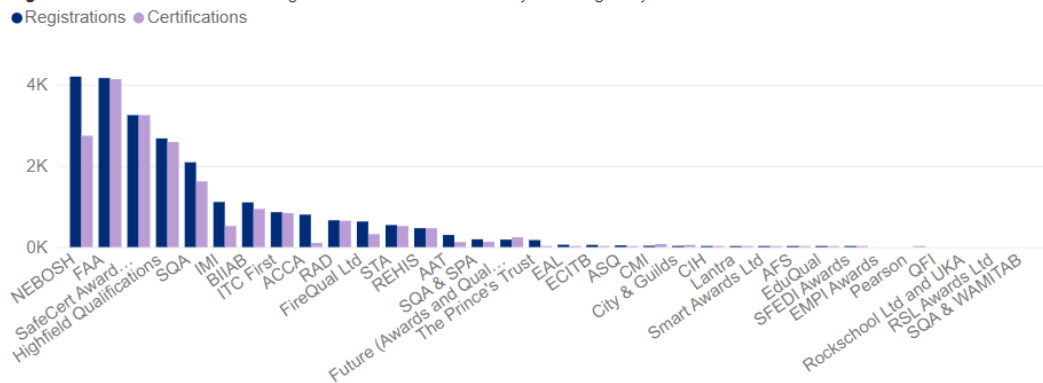
National Examination Board in Occupational Safety and Health (NEBOSH) accounted for the highest non-SVQ registrations:

- ◆ 17.71% of registrations

First Aid Awarding (FAA) accounted for the highest number of non-SVQ certifications:

- ◆ 21.24% of certifications

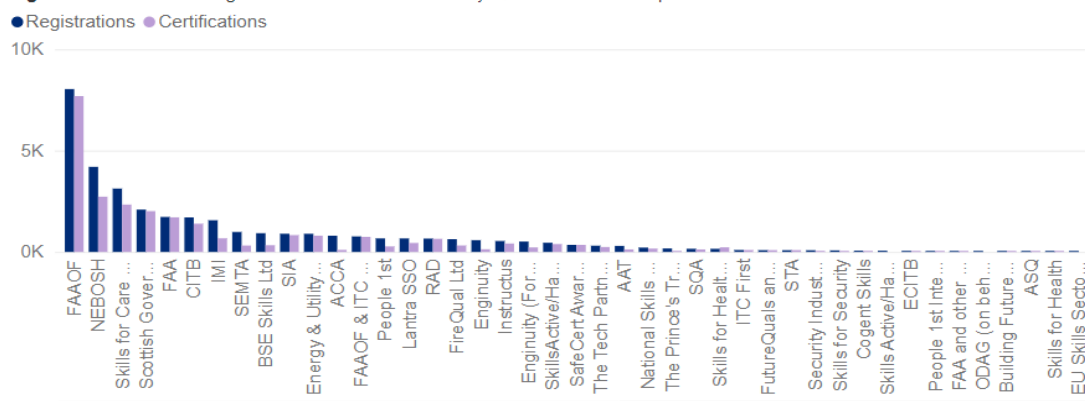
Figure # 8: Number of Non-SVQ Registrations and Certifications by Awarding Body.



2.5 Analysis by developer

This section compares the registrations and certifications by developer across the two qualification types — SVQs and Non-SVQs. The following graph summarises registrations and certifications by developer.

Figure # 9: Number of Registrations and Certifications by Qualification Developer.

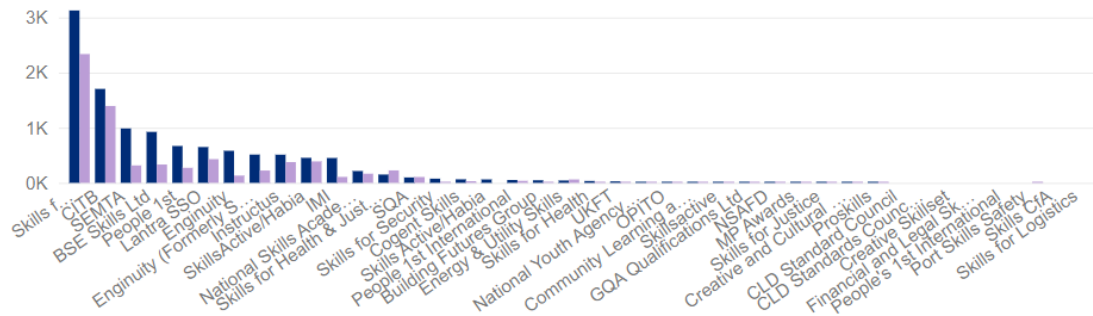


First Aid Awarding Organisation Forum (FAAOF) has the highest number of registrations (22.79%) certifications (28.99%).

2.5.1 SVQs

Figure # 10: SVQ Registrations and Certifications by Qualification Developer.

● Registrations ● Certifications

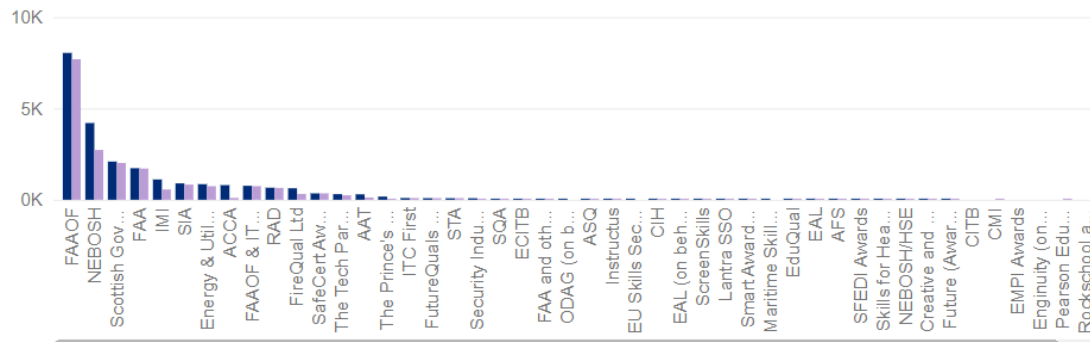


SVQs are favoured across a wide range of developers. Skills for Care and Development accounts for the largest proportion of SVQ registrations and certifications — 27.12 % and 33.15%, respectively.

2.5.2 Non-SVQ

Figure # 11: Non-SVQ Registrations and Certifications by Qualification Developer.

● Registrations ● Certifications



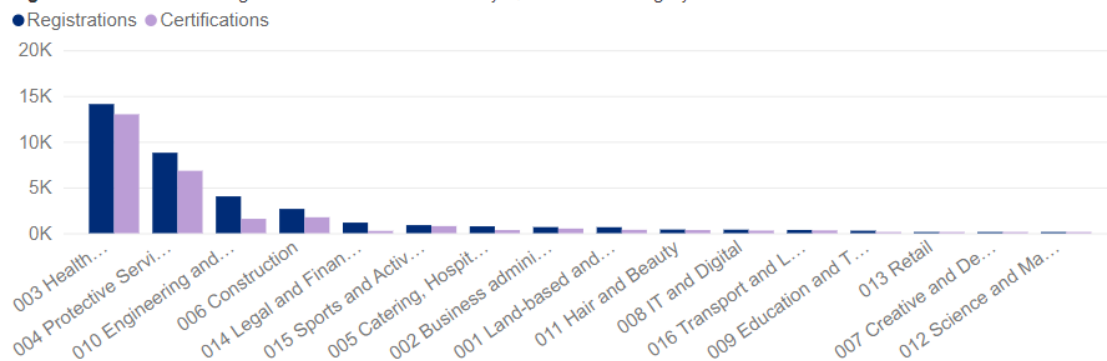
For Non-SVQ qualifications, First Aid Awarding Organisation Forum (FAAOF) has the highest number of registrations (33.87%) and certifications (39.48%).

2.6 Analysis by qualification categories

SQA Accreditation assigns qualifications to one of the following 16 qualification categories:

- ◆ 001 Land-based and Aquaculture
- ◆ 002 Business Administration
- ◆ 003 Health care, Social care and Childcare
- ◆ 004 Protective Services
- ◆ 005 Catering, Hospitality and Tourism
- ◆ 006 Construction
- ◆ 007 Creative and Design
- ◆ 008 IT and Digital
- ◆ 009 Education and Training
- ◆ 010 Engineering and Manufacturing
- ◆ 011 Hair and Beauty
- ◆ 012 Science and Mathematics
- ◆ 013 Retail
- ◆ 014 Legal and Financial
- ◆ 015 Sports and Active Leisure
- ◆ 016 Transport and Logistics

Figure # 12: Number of Registrations and Certifications by Qualification Category.



The area with the highest number of registrations and certifications is 003 Health Care, Social Care and Childcare.

- ◆ 40.02% of registrations
- ◆ 48.97% of certifications

By qualification type, the qualification categories with the highest number of registrations and certifications are:

Table 5: Percentage of registrations and certifications by qualification type and category

Qualification type	Category	% of total regs	Category	% of total certs
SVQs	003	28.88%	003	36.07%
Non-SVQs	003	45.43%	003	53.64%

3 Workplace Core Skills

Workplace Core Skills are the broad, transferable skills that help to develop the main capabilities people need to be full, active and responsible members of society. Workplace Core Skills were specifically developed to assess Core Skills in a work environment. They contribute to employability and are a component of Modern Apprenticeships in Scotland. Each Workplace Core Skill is available at SCQF levels 3 to 6.

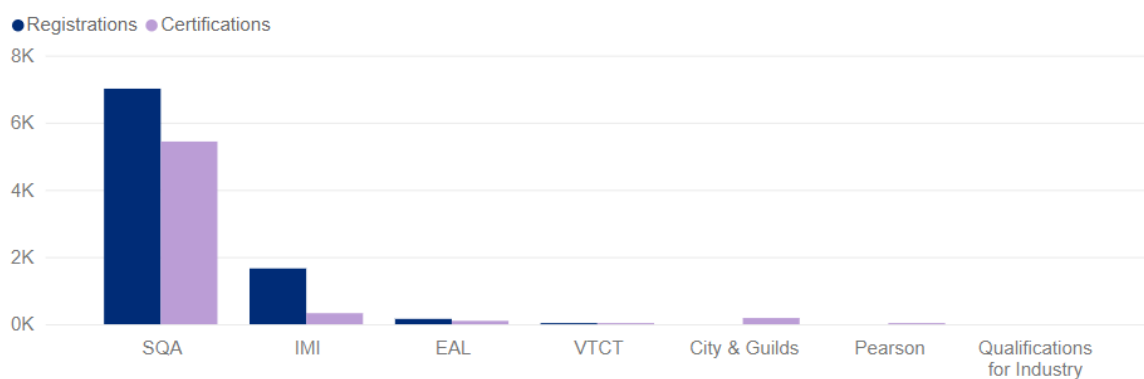
The five Workplace Core Skills are:

- ◆ Communication
- ◆ Information and Communication Technology (ICT)
- ◆ Numeracy
- ◆ Problem Solving
- ◆ Working with Others

At the end of Q2 2023–24, there were:

- ◆ 125 accredited Workplace Core Skills
- ◆ 8,837 registrations (an increase of 12.7% compared to Q2)
- ◆ 5,440 certifications (a decrease of 16.21% compared to Q2)

Figure # 13: Workplace Core Skills



Workplace Core Skills were offered by seven awarding bodies.

Table 6: Number of Workplace Core Skills registrations and certifications by awarding body

Awarding body	Registrations	Certifications
City & Guilds	0	185
Institute of the Motor Industry (IMI)	1,661	329
Qualifications for Industry	0	0
Scottish Qualifications Authority (SQA)	7,014	5,440
Vocational Training Charitable Trust (VTCT)	3	24
Pearson Education Limited	0	17
Excellence, Achievement & Learning Ltd (EAL)	159	101
Grand total	8,837	6,096

*City & Guilds registers candidates for Workplace Core Skills on a one-to-many basis using their internal Programme of Study number (PoS), therefore it is not possible at this time to generate registration figures for each Core Skill.

SQA continues to have the highest registrations and certifications for Workplace Core Skills:

- ◆ 79.37% of registrations
- ◆ 89.24% of certifications