

Quarterly Statistics Report

Highlights for Quarter 1 2023–24:

1 April – 30 June 2023

Publication date: September 2023

Publication code: AE8854

Published by the Scottish Qualifications Authority (SQA) Accreditation

The Optima Building, 58 Robertson Street, Glasgow, G2 8DQ Lowden, 24 Wester Shawfair,
Dalkeith, Midlothian EH22 1FD

<https://accreditation.sqa.org.uk>

The information in this publication may be reproduced in support of SQA qualifications. If it is reproduced, SQA should be clearly acknowledged as the source. If it is to be used for any other purpose, then written permission must be obtained from SQA. It must not be reproduced for trade or commercial purposes.

© Scottish Qualifications Authority 2023

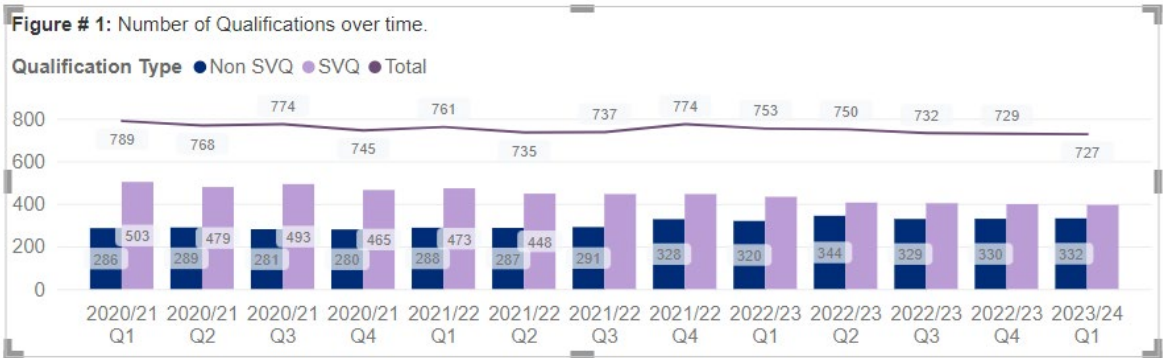
Contents

Summary	1
Data submissions	1
1 Introduction	3
Methodology	3
2 Accredited qualifications	5
2.1 Total candidate registrations and certifications	6
2.1.1 Registrations	6
2.1.2 Certifications	6
2.2 Top 10 qualifications	6
2.3 Registrations and certifications by qualification type	7
2.3.1 SVQs	8
2.3.2 Non-SVQs	8
2.4 Analysis by awarding body	9
2.4.1 SVQs	9
2.4.2 Non-SVQs	10
2.5 Analysis by developer	10
2.5.1 SVQs	11
2.5.2 Non-SVQ	11
2.6 Analysis by qualification categories	12
3 Workplace Core Skills	13

Summary

This report provides statistical information on SQA Accreditation approved qualifications for the first quarter (Q1) of 2023–24 (1 April – 30 June 2023). This data is submitted by awarding bodies, who are responsible for quality assuring their data submissions.

Since Q1 2022–23 we have only reported on two qualification type categories (SVQs and Non-SVQs), compared to the three that were used previously (SVQs, Other, and Regulation & Licensing).



At the end of this period there were 727 accredited qualifications: 395 Scottish Vocational Qualifications (SVQs), and 332 Non-SVQs. In Q1 2022–23 there were 753 accredited qualifications, compared to 761 in Q1 of 2021–22.

Data submissions



There was a total of **30,295*** registrations (16.26% decrease from Q4 2022–23) and **28,453*** certifications (0.05% decrease compared to Q4 2023–24) in Q1. (These totals do not include Workplace Core Skills.)

SVQs

Of these totals, 6,550 (21.6%) were SVQ registrations and 7,578 (26.6%) were SVQ certifications. The SQA awarding body had the highest percentage of SVQ registrations (80.4%) and certifications (72.3%). The developer Skills for Care and Development accounts for the largest proportion of SVQ registrations and certifications — 38.1% and 29.9%, respectively.

Non-SVQ qualifications

There were 23,745 registrations and 20,875 certifications, a decrease of 12.4% and 5.3% respectively compared to Q4. First Aid Awards Ltd (FAAL) awarding body accounted for 18.7% of registrations and 21.2% of certifications. The developer with the most registrations and certifications is First Aid Awarding Organisation Forum (FAAOF) with (29.5%) and (33.8%) respectively.

Qualification category

The area with the highest number of registrations and certifications is 003 Health Care, Social Care and Childcare, as it was in Q4.

Workplace Core Skills

There was a total of 7,459 registrations (a decrease of 13.27% compared to Q4) and 6,314 certifications (a decrease of 4.23% compared to Q4).

1 Introduction

SQA Accreditation is the national accrediting body for Scotland with a statutory remit under the Education (Scotland) Act 1996 to accredit and quality assure qualifications in Scotland. Although part of the Scottish Qualifications Authority, SQA Accreditation is distinct and autonomous from SQA's awarding function.

SQA Accreditation sets and specifies the requirements for accrediting qualifications to safeguard and support the interests of learners, parents, funding bodies, employers, providers and Scottish Government. We do this to promote and maintain public confidence in accredited qualifications and approved awarding bodies.

Methodology

This report summarises the qualification data that has been provided to us by approved awarding bodies, referred to as data submissions. Awarding bodies use a [data submission template](#)¹ so all submissions are standardised. Registration and certification data is provided directly to SQA Accreditation (further information on the methodology can be found in our [Methodology](#)² document).

The information in this report covers SQA accredited qualifications during the first quarter (Q1) of 2023–24 (1 April – 30 June 2023) and shows the number of candidates who were:

- ◆ registered for an SQA accredited qualification
- ◆ certificated for an SQA accredited qualification

The data has been analysed in relation to:

- ◆ qualification type
- ◆ awarding body
- ◆ developer
- ◆ qualification category (classification)
- ◆ Workplace Core Skills

This document is published alongside the raw data received from the awarding bodies. If there are any figures below 10, these are removed to protect confidentiality and are represented by an asterisk (*). The numbers given do not necessarily represent the number of learners, as a learner could register for several qualifications and could have achieved several certifications. The statistical information in this report is only collated by SQA Accreditation.

1

https://accreditation.sqa.org.uk/accreditation/Research_and_Statistics/Data_Collection_Requirements_and_Guidance

2 [Methodology.pdf \(sqa.org.uk\)](#)

For upcoming data submissions, the following deadline dates apply and must be adhered to by all awarding bodies to ensure consistency and accuracy of data in future reports. The guidance document can be used to clarify how data must be submitted:

Table 1: Data submission deadlines for awarding bodies

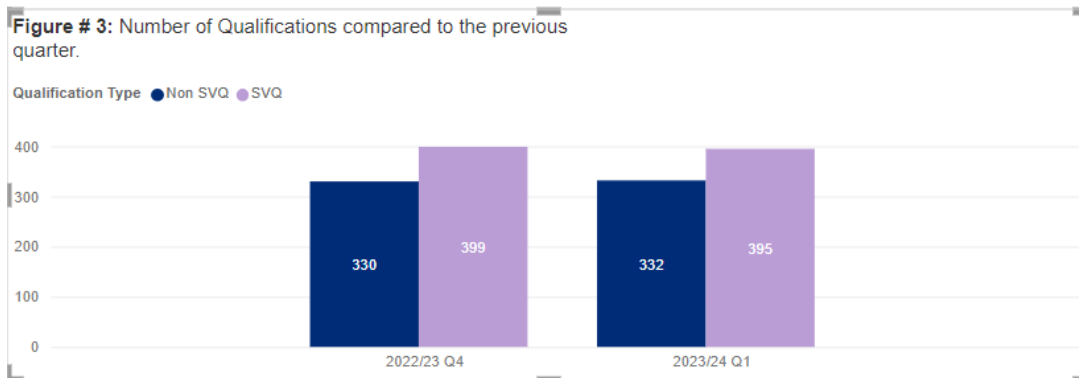
Quarter	Submission deadline
Quarter 2 (1 July – 30 September 2023)	16 October 2023
Quarter 3 (1 October – 31 December 2023)	18 January 2024
Quarter 4 (1 January – 31 March 2023)	15 April 2024
Quarter 1 (1 April – 30 June 2024)	15 July 2024

2 Accredited qualifications

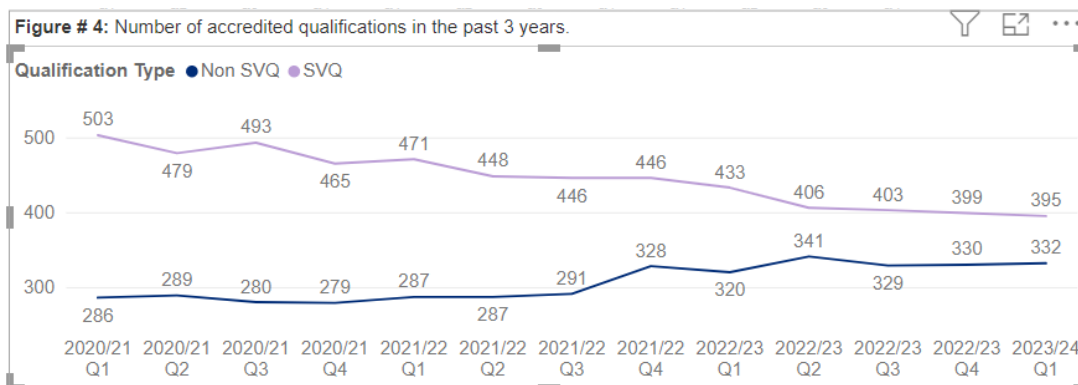
At the end of Q1 of 2023–24 there were 727 live accredited qualifications*.

- ◆ 395 SVQs (54.3%)
- ◆ 332 Non-SVQs (45.8%)

*Note that this total does not include qualifications that are within their lapsing period.



Compared to Q4 2022–23, the total number of accredited qualifications has decreased by 2. In Q1 2023–24 there were 727 accredited qualifications, compared to 729 in Q4 of 2022–23.



The number of qualifications has remained steady overall, the number of SVQs has decreased by 108 in the last three years, while non-SVQs have increased by 46.

2.1 Total candidate registrations and certifications

2.1.1 Registrations

30,295 candidates were registered for SQA accredited qualifications in Q1.

This is an 16.3% decrease compared to Q4 2022–23.

2.1.2 Certifications

28,453 certificates were awarded for SQA accredited qualifications in Q1.

This is an 0.05% decrease compared to Q4 2022–23.

2.2 Top 10 qualifications

Table 2: Top 10 performing qualifications in terms of registrations

Qualification title	Registrations
NEBOSH National General Certificate in Occupational Health and Safety	2,476
Award in Emergency First Aid at Work at SCQF Level 6	2,345
Safe Cert SCQF Level 6 Award in Emergency First Aid at Work	2,238
Scottish Certificate for Personal Licence Holders at SCQF Level 6	2,139
Award in First Aid for Mental Health at SCQF Level 5	1,089
Highfield Award in Emergency First Aid at Work at SCQF Level 6	857
SVQ in Social Services and Healthcare at SCQF Level 6	814
SVQ in Social Services and Healthcare at SCQF Level 7	716
Award for Leading First Aid for Mental Health at SCQF Level 6	631
SVQ in Social Services (Children and Young People) at SCQF Level 7	617

NEBOSH National General Certificate in Occupational Health and Safety had the highest number of registrations in Q1 of 2023–24. Compared to figures from Q4:

- ◆ Registrations for this qualification are 24.79% lower.

Table 3: Top 10 performing qualifications in terms of certifications

Qualification title	Certifications
Award in Emergency First Aid at Work at SCQF Level 6	2,312
Safe Cert SCQF Level 6 Award in Emergency First Aid at Work	2,238
Scottish Certificate for Personal Licence Holders at SCQF Level 6	1,996
NEBOSH National General Certificate in Occupational Health and Safety	1,874
Award in First Aid for Mental Health at SCQF Level 5	1,082
Highfield Award in Emergency First Aid at Work at SCQF Level 6	857
SVQ in Social Services and Healthcare at SCQF Level 6	796
Award in First Aid at Work at SCQF Level 6	640
Award in Leading First Aid for Mental Health at SCQF Level 6	629
SVQ in Social Services and Healthcare at SCQF Level 7	577

Award in Emergency First Aid at Work at SCQF Level 6 had the highest number of certifications in Q1 of 2023–24. Compared to figures from Q4 of 2022–23:

- ◆ Certifications for this qualification are 26.49% lower.

2.3 Registrations and certifications by qualification type

The following figures detail the number of registrations and certifications over a three-year period, broken down by qualification type. As there are peaks and troughs throughout the year for SVQs, it is more appropriate to compare the number of registrations and certifications to the equivalent quarter from the previous year rather than the preceding quarter. The quarter with the highest number of registrations over the last three years is Q3, Q1 has the lowest number of registrations.

2.3.1 SVQs

- ◆ 6,550 registrations
- ◆ 7,578 certifications

Figure # 5: SVQ Registrations and Certifications over 3 years.

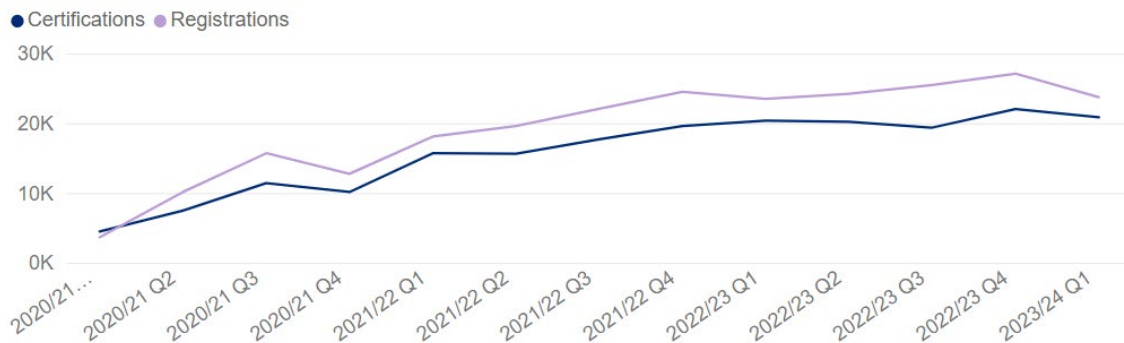


- ◆ Compared to Q1 of 2022–23, the number of SVQ registrations has decreased by 10.1%.
- ◆ Compared to Q1 of 2022–23, the number of SVQ certifications has increased by 12.4%.

2.3.2 Non-SVQs

- ◆ 23,745 registrations
- ◆ 20,875 certifications

Figure # 6: Non-SVQ Registrations and Certifications over 3 years.



In comparison to Q1 of 2022–23:

- ◆ Non-SVQ registrations are 12.4% lower in Q1.
- ◆ Non-SVQ certifications are 5.3% lower in Q1.

2.4 Analysis by awarding body

At the end of the second quarter there were 35 awarding bodies approved by SQA Accreditation. The number of qualifications offered by each awarding body varies greatly. The five largest awarding bodies, in terms of qualifications offered, are:

Table 4: Number of accredited qualifications by awarding body

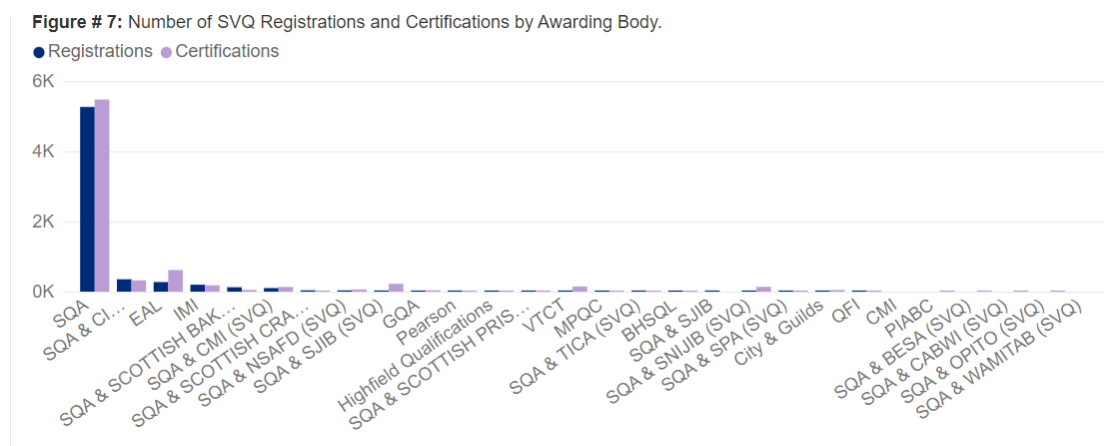
Awarding body	Number of accredited qualifications*
Scottish Qualifications Authority (SQA)	355
Institute of the Motor Industry (IMI)	54
RSL Awards Ltd (RSL)	48
City & Guilds	44
National Examination Board in Occupational Safety and Health (NEBOSH)	38

*Including qualifications that have passed their lapse dates.

2.4.1 SVQs

SQA continues to have the highest number of SVQ registrations and certifications:

- ◆ 80.4% of SVQ registrations
- ◆ 72.3% of SVQ certifications

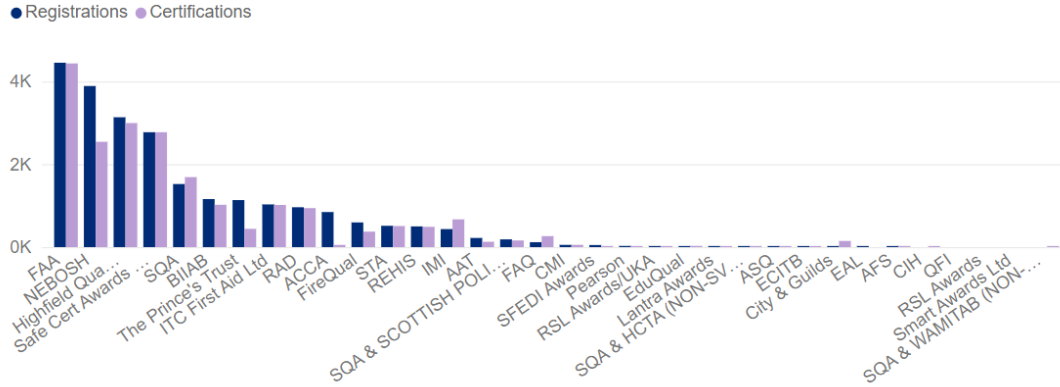


2.4.2 Non-SVQs

First Aid Awards Ltd (FAAL) accounted for the highest registrations and the highest number of Non-SVQ certifications:

- ◆ 18.7% of registrations
- ◆ 21.2% of certifications

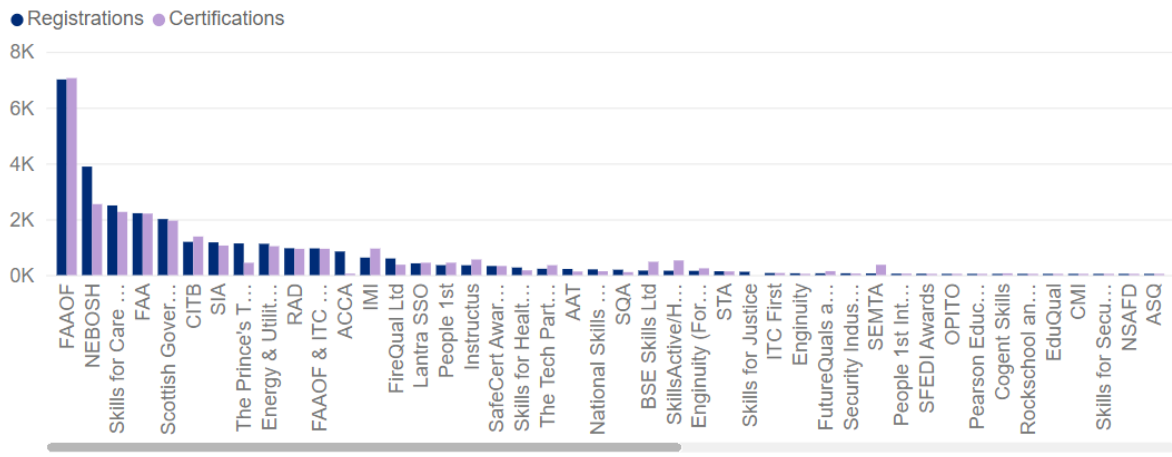
Figure # 8: Number of Non-SVQ Registrations and Certifications by Awarding Body.



2.5 Analysis by developer

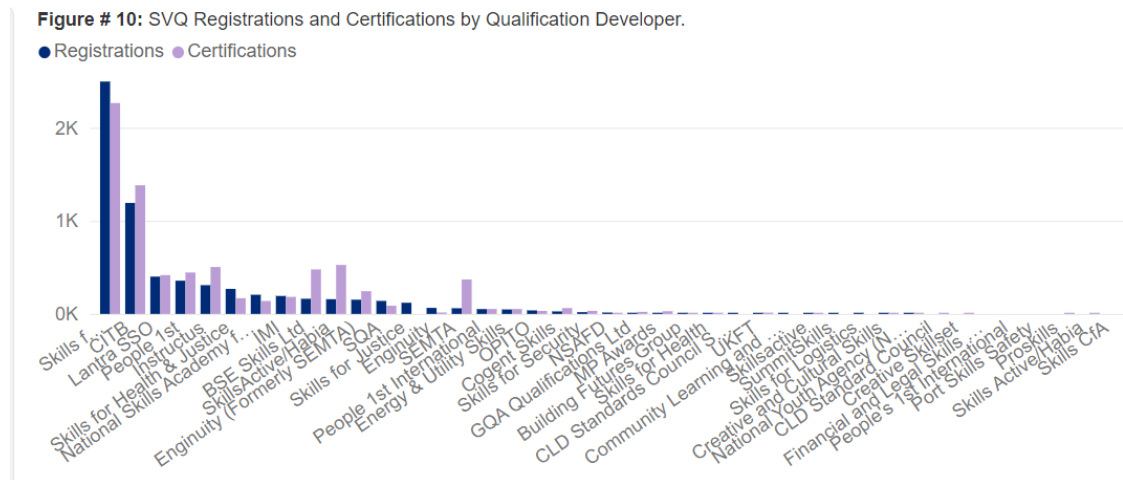
This section compares the registrations and certifications by developer across the two qualification types — SVQs and Non-SVQs. The following graph summarises registrations and certifications by developer.

Figure # 9: Number of Registrations and Certifications by Qualification Developer.



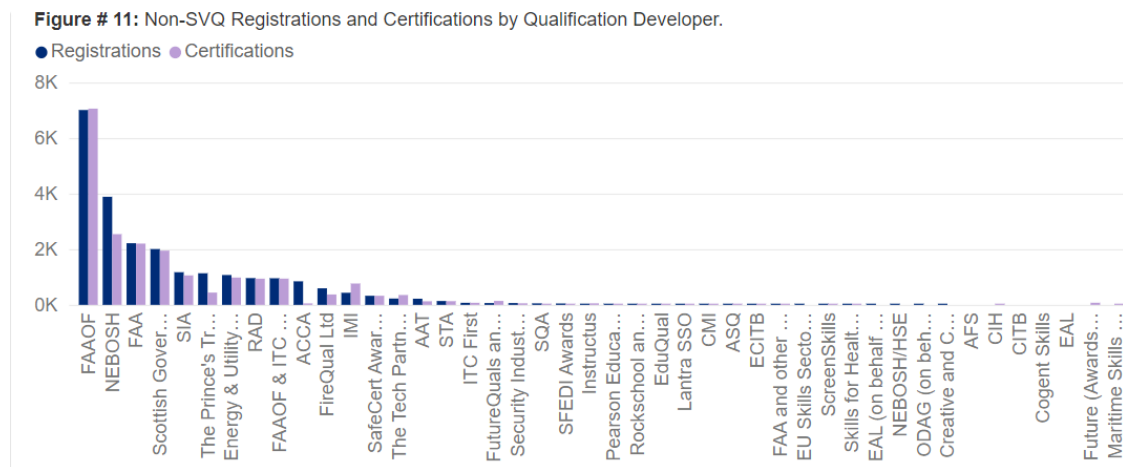
First Aid Awarding Organisation Forum (FAAOF) has the highest number of registrations (23.2%) certifications (24.8%).

2.5.1 SVQs



SVQs are favoured across a wide range of developers. Skills for Care and Development accounts for the largest proportion of SVQ registrations and certifications — 38.1 % and 29.9%, respectively.

2.5.2 Non-SVQ

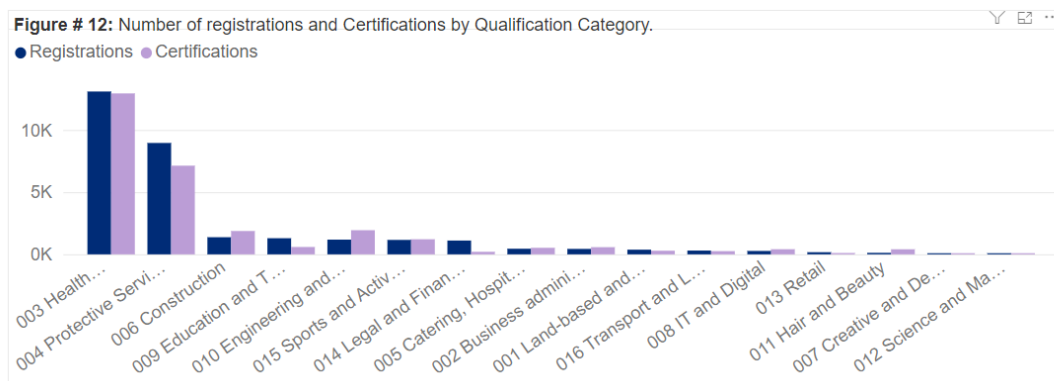


For Non-SVQ qualifications, First Aid Awarding Organisation Forum (FAAOF) has the highest number of registrations (29.5%) and certifications (33.8%).

2.6 Analysis by qualification categories

SQA Accreditation assigns qualifications to one of the following 16 qualification categories:

- ◆ 001 Land-based and Aquaculture
- ◆ 002 Business Administration
- ◆ 003 Health care, Social care and Childcare
- ◆ 004 Protective Services
- ◆ 005 Catering, Hospitality and Tourism
- ◆ 006 Construction
- ◆ 007 Creative and Design
- ◆ 008 IT and Digital
- ◆ 009 Education and Training
- ◆ 010 Engineering and Manufacturing
- ◆ 011 Hair and Beauty
- ◆ 012 Science and Mathematics
- ◆ 013 Retail
- ◆ 014 Legal and Financial
- ◆ 015 Sports and Active Leisure
- ◆ 016 Transport and Logistics



The area with the highest number of registrations and certifications is 003 Health Care, Social Care and Childcare.

- ◆ 43.19% of registrations
- ◆ 45.44% of certifications

By qualification type, the qualification categories with the highest number of registrations and certifications are:

Table 5: Percentage of registrations and certifications by qualification type and category

Qualification type	Category	% of total regs	Category	% of total certs
SVQs	003	42.4%	003	32.6%
Non-SVQs	003	43.42%	003	49.4%

3 Workplace Core Skills

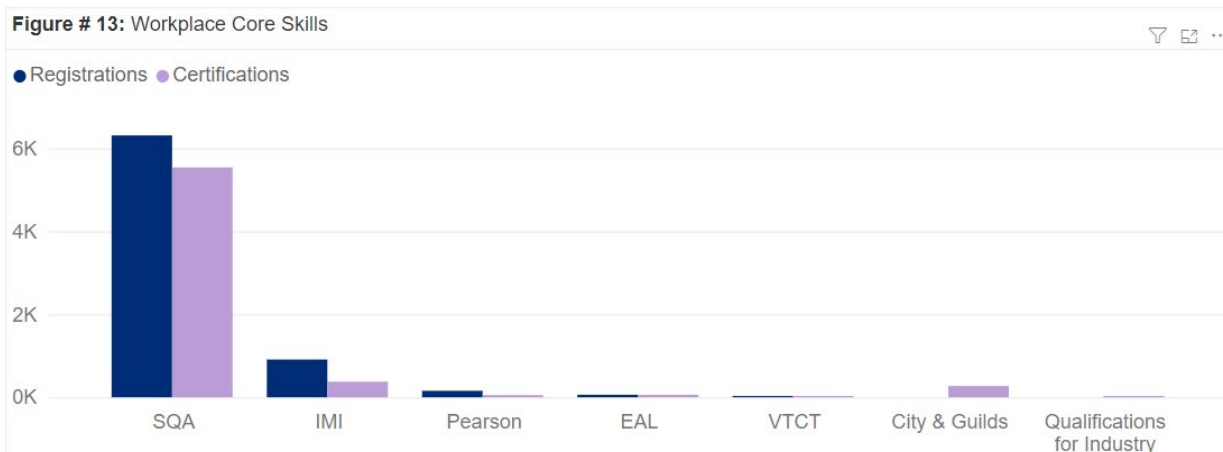
Workplace Core Skills are the broad, transferable skills that help to develop the main capabilities people need to be full, active and responsible members of society. Workplace Core Skills were specifically developed to assess Core Skills in a work environment. They contribute to employability and are a component of Modern Apprenticeships in Scotland. Each Workplace Core Skill is available at SCQF levels 3 to 6.

The five Workplace Core Skills are:

- ◆ Communication
- ◆ Information and Communication Technology (ICT)
- ◆ Numeracy
- ◆ Problem Solving
- ◆ Working with Others

At the end of Q1 2023–24, there were:

- ◆ 125 accredited Workplace Core Skills
- ◆ 7,459 registrations (a decrease of 13.27% compared to Q4)
- ◆ 6,314 certifications (a decrease of 4.23% compared to Q4)



Workplace Core Skills are offered by seven awarding bodies.

Table 6: Number of Workplace Core Skills registrations and certifications by awarding body

Awarding body	Registrations	Certifications
City & Guilds	0	272
Institute of the Motor Industry (IMI)	910	376
Qualifications for Industry	0	5
Scottish Qualifications Authority (SQA)	6,317	5,544
Vocational Training Charitable Trust (VTCT)	16	6
Pearson Education Limited	156	52
Excellence, Achievement & Learning Ltd (EAL)	60	59
Grand total	7,459	6,314

*City & Guilds registers candidates for Workplace Core Skills on a one-to-many basis using their internal Programme of Study number (PoS), therefore it is not possible at this time to generate registration figures for each Core Skill.

SQA continues to have the highest registrations and certifications for Workplace Core Skills:

- ◆ 84.69% of registrations
- ◆ 87.8% of certifications