

# Quarterly Statistics Report

## Highlights for Quarter 1 2024–25:

1 April – 30 June 2024

Publication date: August 2024

Publication code:

Published by the Scottish Qualifications Authority (SQA) Accreditation

The Optima Building, 58 Robertson Street, Glasgow, G2 8DQ Lowden, 24 Wester Shawfair,  
Dalkeith, Midlothian EH22 1FD

<https://accreditation.sqa.org.uk>

The information in this publication may be reproduced in support of SQA qualifications. If it is reproduced, SQA should be clearly acknowledged as the source. If it is to be used for any other purpose, then written permission must be obtained from SQA. It must not be reproduced for trade or commercial purposes.

© Scottish Qualifications Authority 2024

# Contents

<b>Summary</b>	<b>1</b>
Data submissions	1
<b>1 Introduction</b>	<b>3</b>
Methodology	3
<b>2 Accredited qualifications</b>	<b>5</b>
2.1 Total candidate registrations and certifications	6
2.1.1 Registrations	<b>Error! Bookmark not defined.</b>
2.1.2 Certifications	<b>Error! Bookmark not defined.</b>
2.2 Top 10 qualifications	6
2.3 Registrations and certifications by qualification type	7
2.3.1 SVQs	7
2.3.2 Non-SVQs	8
2.4 Analysis by awarding body	9
2.4.1 SVQs	9
2.4.2 Non-SVQs	10
2.5 Analysis by developer	10
2.5.1 SVQs	10
2.5.2 Non-SVQs	11
2.6 Analysis by qualification categories	12
<b>3 Workplace Core Skills</b>	<b>13</b>

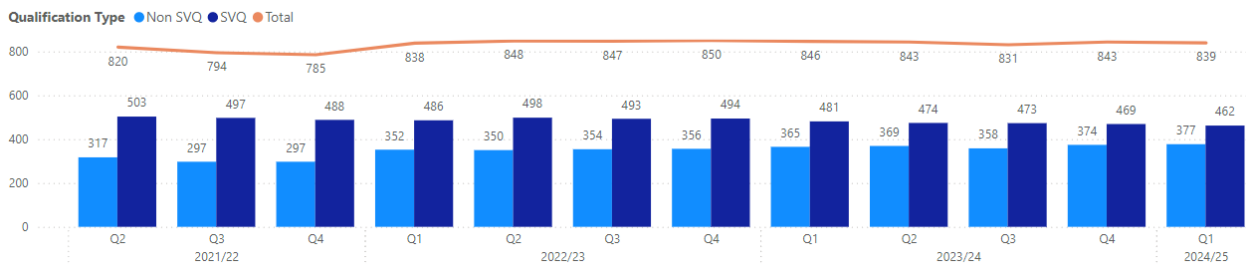
# Summary

This report provides statistical information on SQA Accreditation approved qualifications for the first quarter (Q1) of 2024–25 (1 April – 30 June 2024). This data is submitted by awarding bodies, who are responsible for quality assuring their data submissions.

Since Q1 2022–23 we have only reported on two qualification type categories (SVQs and Non-SVQs), compared to the three that were used previously (SVQs, Other, and Regulation & Licensing).

There is a change in how the number of qualifications is reported here, compared to the previous quarterly report. The number of qualifications here indicates the number of qualifications received via data returns; this may include late certifications (qualifications past their certification end date, for which the awarding body has indicated there is a certification). Previously only the number of currently live qualifications were reported (qualifications which have not yet reached their accreditation end date).

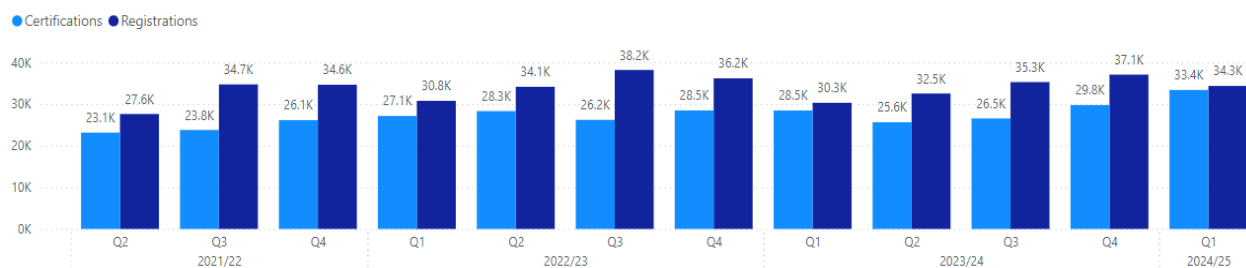
Figure 1: Number of Qualifications over time



At the end of this period there were 839 accredited qualifications (including 4 qualifications for which there were late certifications): 462 Scottish Vocational Qualifications (SVQs), and 377 Non-SVQs. In Q1 2023–24 there were 846 accredited qualifications, compared to 838 in Q1 of 2022–23.

## Data submissions

Figure 2: Number of registrations and certifications over time



There were a total of **34,345** registrations (a 7.33% decrease from Q4 2023–24) and **33,376** certifications (12.16% increase compared to Q4 2023–24) in Q4. (These totals do not include Workplace Core Skills.)

## **SVQs**

Of these totals, 6,257 (18.21%) were SVQ registrations and 6,696 (20.06%) were SVQ certifications. SQA was the awarding body that had the highest percentage of SVQ registrations (78.23%) and certifications (78.64%). The developer Skills for Care and Development accounts for the largest proportion of SVQ registrations and certifications — 42.49% and 33.37%, respectively.

## **Non-SVQ qualifications**

There were 28,088 registrations and 26,680 certifications, an increase of 0.25% and 12.74% respectively compared to Q4. First Aid Awarding (FAA) accounted for the highest number of Non-SVQ registrations and certifications: 20.08% of registrations, 21.05% of certifications. The developer First Aid Awarding Organisation Forum (FAAOF) has the highest number of registrations (34.16%) and certifications (36.81%).

## **Qualification category**

The area with the highest number of registrations and certifications is 003 Health Care, Social Care and Childcare, as it was in Q4.

## **Workplace Core Skills**

There were a total of 5,956 registrations (a decrease of 34.41% compared to Q4) and 5,625 certifications (a decrease of 2.02% compared to Q4).

# 1 Introduction

SQA Accreditation is the national accrediting body for Scotland with a statutory remit under the Education (Scotland) Act 1996 to accredit and quality assure qualifications in Scotland. Although part of the Scottish Qualifications Authority, SQA Accreditation is distinct and autonomous from SQA's awarding function.

SQA Accreditation sets and specifies the requirements for accrediting qualifications to safeguard and support the interests of learners, parents, funding bodies, employers, providers and Scottish Government. We do this to promote and maintain public confidence in accredited qualifications and approved awarding bodies.

## Methodology

This report summarises the qualification data that has been provided to us by approved awarding bodies, referred to as 'data submissions'. Awarding bodies use a [data submission template](#) so all submissions are standardised. Registration and certification data is provided directly to SQA Accreditation (further information on the methodology can be found in our [Methodology](#) document).

The information in this report covers SQA accredited qualifications during the first quarter (Q1) of 2024–25 (1 April – 30 June 2024) and shows the number of candidates who were:

- ◆ registered for an SQA accredited qualification
- ◆ certificated for an SQA accredited qualification

The data has been analysed in relation to:

- ◆ qualification type
- ◆ awarding body
- ◆ developer
- ◆ qualification category (classification)
- ◆ Workplace Core Skills

This document is published alongside the raw data received from the awarding bodies. If there are any figures below 10, these are removed to protect confidentiality and are represented by an asterisk (\*). The numbers given do not necessarily represent the number of learners, as a learner could register for several qualifications and could have achieved several certifications. The statistical information in this report is only collated by SQA Accreditation.

For upcoming data submissions, the following deadline dates apply and must be adhered to by all awarding bodies to ensure consistency and accuracy of data in future reports. The [guidance](#) document can be used to clarify how data must be submitted.

**Table 1: Data submission deadlines for awarding bodies**

<b>Quarter</b>	<b>Submission deadline</b>
Quarter 2 (1 July– 30 September 2024)	15 October 2024
Quarter 3 (1 October– 30 December 2024)	17 January 2025
Quarter 4 (1 January – 31 March 2025)	14 April 2025
Quarter 1 (1 April – 30 June 2025)	14 July 2025

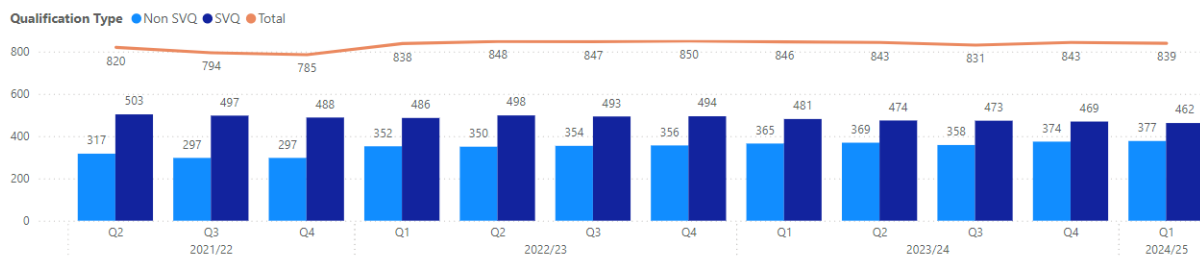
## 2 Accredited qualifications

At the end of Q1 of 2024–25 there were 839 accredited qualifications\*.

- ◆ 462 SVQs (55.07%)
- ◆ 377 Non-SVQs (44.93%)

\*Note that this total does include qualifications that are within their lapsing period and four qualifications which are past their lapsing period.

Figure 1: Number of Qualifications over time

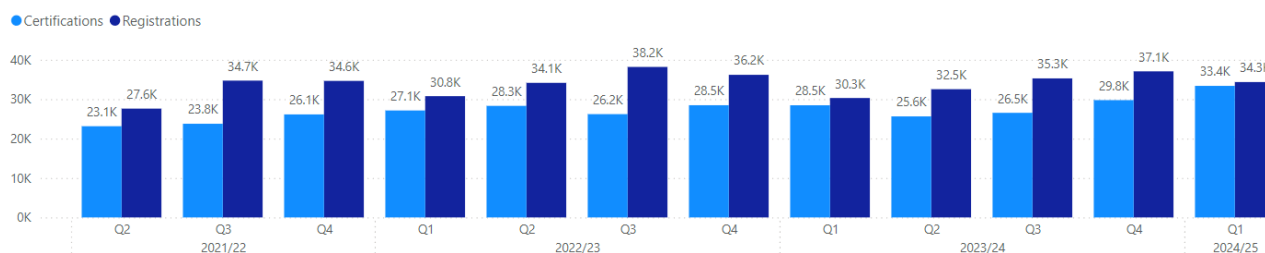


Compared to Q4 2023–24, the total number of qualifications submitted via data returns has decreased by 4. In Q1 2023–24 there were 846 qualifications submitted.

The number of qualifications has remained steady overall. The number of SVQs has decreased by 41 in the last three years, while Non-SVQs have increased by 60, indicating that awarding bodies are picking up more Non-SVQs and fewer SVQs.

## 2.1 Total candidate registrations and certifications

Figure 2: Number of registrations and certifications over time



**34,345** candidates were registered for SQA accredited qualifications in Q1. This is a decrease of 7.33% compared to Q4 2023–24.

**33,376** certificates were awarded for SQA accredited qualifications in Q1. This is an increase of 12.16% compared to Q4 2023–24.

## 2.2 Top 5 qualifications

Table 1: Top 5 Qualifications by Registration

Qualification title	Registrations	Awarding body
Award in Emergency First Aid at Work at SCQF Level 6	2,792	First Aid Awards Limited (FAA)
NEBOSH National General Certificate in Occupational Health and Safety	2,656	National Examination Board in Occupational Safety and Health (NEBOSH)
SafeCert SCQF Level 6 Award in Emergency First Aid at Work	2,305	SafeCert Awards Ltd
Scottish Certificate for Personal Licence Holders (Refresher) at SCQF level 6	1,093	Highfield Qualifications
Scottish Certificate for Personal Licence Holders at SCQF level 6	1,083	Highfield Qualifications
<b>Total</b>	<b>9,929</b>	

The Award in Emergency First Aid at Work at SCQF Level 6 (FAA) had the highest number of registrations in Q1 of 2024–25. These top 5 qualifications account for 28.91% of all registrations in Q1.



**Table 2: Top 5 Qualifications by Certification**

Qualification Title	Certifications	Awarding Body
Award in Emergency First Aid at Work at SCQF Level 6	2,776	First Aid Awards Limited (FAA)
SafeCert SCQF Level 6 Award in Emergency First Aid at Work	2,305	SafeCert Awards Ltd
NEBOSH National General Certificate in Occupational Health and Safety	2,241	National Examination Board in Occupational Safety and Health (NEBOSH)
Information and Communication Technology at SCQF Level 4	1,139	Scottish Qualifications Authority (SQA)
Award in Emergency First Aid at Work at SCQF Level 6	1,130	Scottish Qualifications Authority (SQA)
<b>Total</b>	<b>9,591</b>	

The Award in Emergency First Aid at Work at SCQF Level 6 (FAA) had the highest number of certifications in Q1 of 2024–25. These top 5 qualifications account for 28.75% of all certifications in Q1.

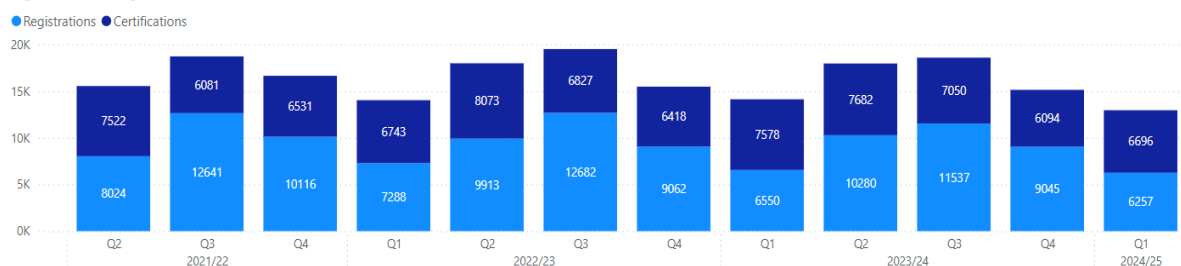
## 2.3 Registrations and certifications by qualification type

The following figures detail the number of registrations and certifications over a three-year period, broken down by qualification type. As there are peaks and troughs throughout the year for SVQs, it is more appropriate to compare the number of registrations and certifications to the equivalent quarter from the previous year than to the preceding quarter. The quarter with the highest number of registrations over the last three years is Q3. Q1 has the lowest number of registrations.

### 2.3.1 SVQs

- ◆ 6,257 registrations
- ◆ 6,696 certifications

Figure 3: SVQ Registrations and Certifications over time



In comparison to Q1 of 2023–24:

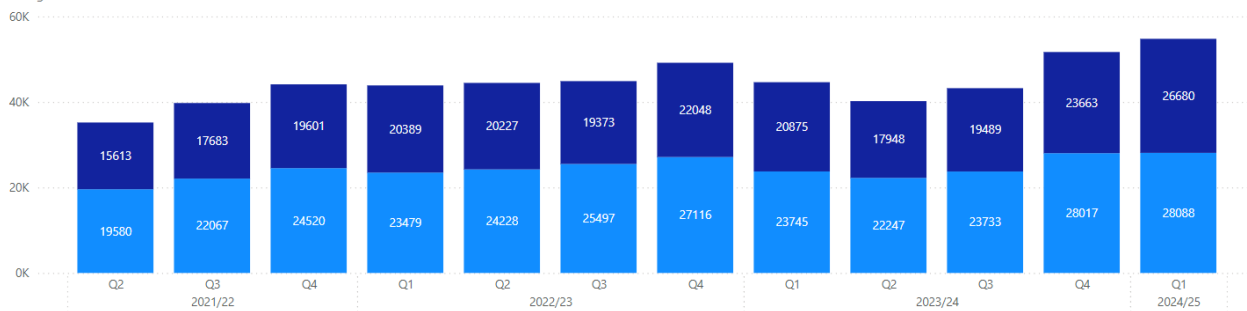
- ◆ The number of SVQ registrations has decreased by 4.47%.
- ◆ The number of SVQ certifications has decreased by 11.36%.

### 2.3.2 Non-SVQs

- ◆ 28,088 registrations
- ◆ 26,680 certifications

Figure 4: Non SVQ Registrations and Certifications over time

● Registrations ● Certifications



In comparison to Q1 of 2023–24:

- ◆ Non-SVQ registrations are 18.29% higher in Q1 2024-25.
- ◆ Non-SVQ certifications are 27.8% higher in Q1 2024-25.

## 2.4 Analysis by awarding body

At the end of the first quarter, there were 37 awarding bodies approved by SQA Accreditation. The number of qualifications offered by each awarding body varies greatly. The five largest awarding bodies, in terms of qualifications offered, are shown in table 3. In this instance there are six, as City & Guilds and GQA Qualifications Ltd have the same number:

**Table 3: Top 5 Awarding Bodies by Qualifications**

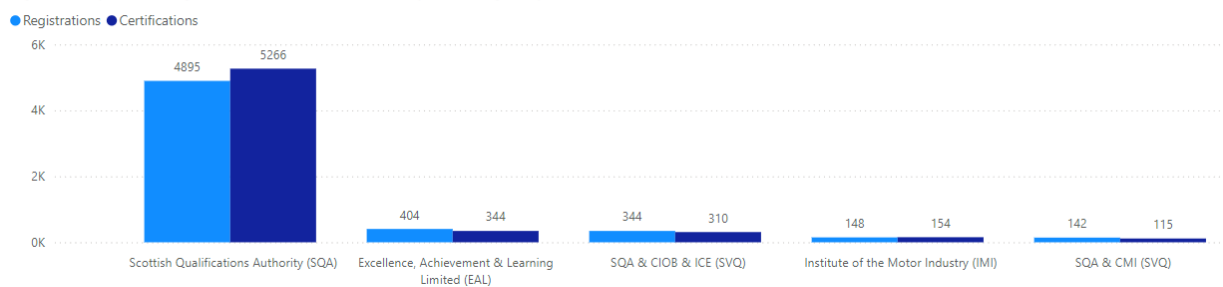
Awarding Body	Qualifications
Scottish Qualifications Authority (SQA)	350
RSL Awards Limited	58
Institute of the Motor Industry (IMI)	57
National Examination Board in Occupational Safety and Health (NEBOSH)	36
City & Guilds	31
GQA Qualifications Ltd	31
<b>Total</b>	<b>563</b>

### 2.4.1 SVQs

SQA continues to have the highest number of SVQ registrations and certifications:

- ◆ 78.23% of SVQ registrations
- ◆ 78.64% of SVQ certifications

Figure 5: Top 5 SVQ Registrations and Certifications by Awarding Body

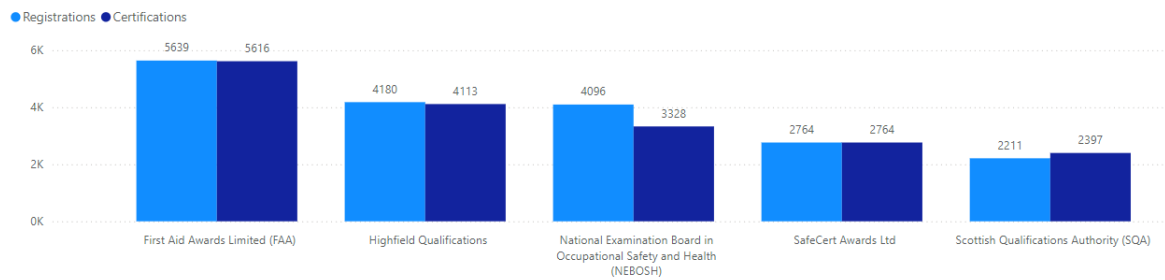


## 2.4.2 Non-SVQs

First Aid Awarding (FAA) accounted for the highest number of Non-SVQ registrations and certifications:

- ◆ 20.08% of registrations
- ◆ 21.05% of certifications

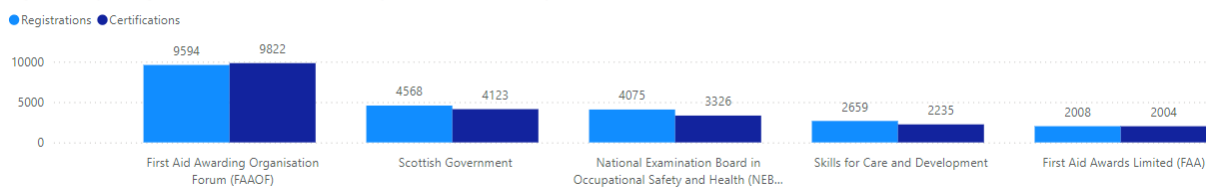
Figure 6: Top 5 Non SVQ Registrations and Certifications by Awarding Body



## 2.5 Analysis by developer

This section compares the registrations and certifications by developer across the two qualification types — SVQs and Non-SVQs. The following graph summarises the top registrations and certifications by developer.

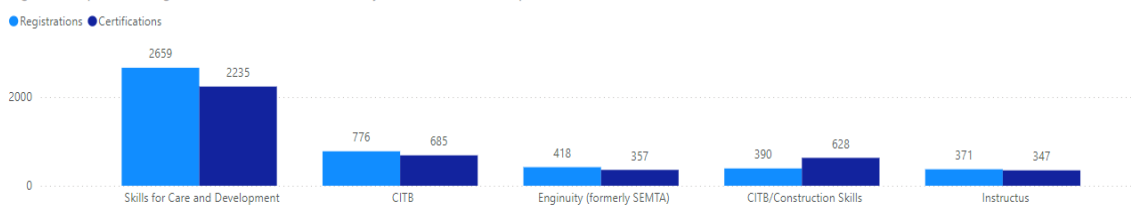
Figure 7: Top 5 Registrations and Certifications by Qualification Developer



First Aid Awarding Organisation Forum (FAAOF) has the highest number of registrations (27.93%) and certifications (29.43%).

### 2.5.1 SVQs

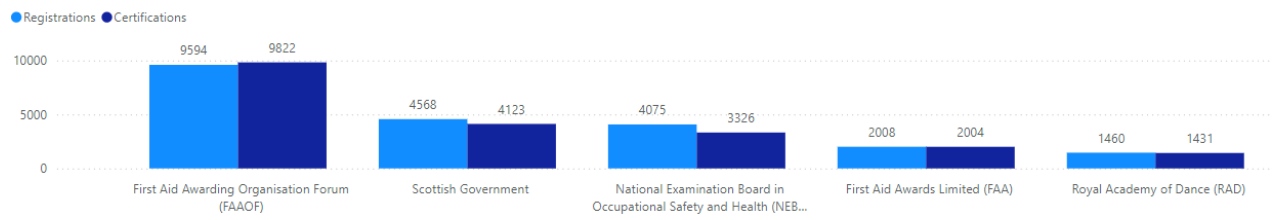
Figure 8: Top 5 SVQ Registrations and Certifications by Qualification Developer



SVQs are favoured across a wide range of developers. Skills for Care and Development accounts for the largest proportion of SVQ registrations and certifications — 42.49% and 33.37%, respectively.

## 2.5.2 Non-SVQs

Figure 9: Top 5 Non SVQ Registrations and Certifications by Qualification Developer



For Non-SVQ qualifications, First Aid Awarding Organisation Forum (FAAOF) has the highest number of registrations (34.16%) and certifications (36.81%).

## 2.6 Analysis by qualification categories

SQA Accreditation assigns qualifications to one of the following 16 qualification categories:

- ◆ 001 Land-based and Aquaculture
- ◆ 002 Business Administration
- ◆ 003 Health care, Social care and Childcare
- ◆ 004 Protective Services
- ◆ 005 Catering, Hospitality and Tourism
- ◆ 006 Construction
- ◆ 007 Creative and Design
- ◆ 008 IT and Digital
- ◆ 009 Education and Training
- ◆ 010 Engineering and Manufacturing
- ◆ 011 Hair and Beauty
- ◆ 012 Science and Mathematics
- ◆ 013 Retail
- ◆ 014 Legal and Financial
- ◆ 015 Sports and Active Leisure
- ◆ 016 Transport and Logistics

**Table 4: Top 5 SVQ Registrations and Certifications by Category**

<b>Qualification Category</b>	<b>Registrations</b>	<b>Certifications</b>
003 Health Care, Social Care and Childcare	2,836	2,442
006 Construction	1,408	1,590
010 Engineering and Manufacturing	673	709
002 Business administration	397	362
005 Catering, Hospitality and Tourism	344	496
<b>Total</b>	<b>5,658</b>	<b>5,599</b>

The area with the highest number of SVQ registrations and certifications is 003 Health Care, Social Care and Childcare.

- ◆ 45.32% of registrations
- ◆ 36.47% of certifications

**Table 5: Top Non-SVQ Registrations and Certifications by Category**

<b>Qualification Category</b>	<b>Registrations</b>	<b>Certifications</b>
003 Health Care, Social Care and Childcare	12,608	12,836
004 Protective Services	11,111	9,905
015 Sports and Active Leisure	1,563	1,529
009 Education and Training	859	758
014 Legal and Financial	801	285
<b>Total</b>	<b>26,942</b>	<b>25,313</b>

The area with the highest number of Non-SVQ registrations and certifications is also 003 Health Care, Social Care and Childcare.

- ◆ 44.89% of registrations
- ◆ 48.11% of certifications

### 3 Workplace Core Skills

Workplace Core Skills are the broad, transferable skills that help to develop the main capabilities people need to be full, active and responsible members of society. Workplace Core Skills were specifically developed to assess Core Skills in a work environment. They contribute to employability and are a component of Modern Apprenticeships in Scotland. Each Workplace Core Skill is available at SCQF levels 3 to 6.

The five Workplace Core Skills are:

- ◆ Communication
- ◆ Information and Communication Technology (ICT)
- ◆ Numeracy
- ◆ Problem Solving
- ◆ Working with Others

At the end of Q1 2024–25, there were:

- ◆ 95 live accredited Workplace Core Skills
- ◆ 5,956 registrations (a decrease of 34.41% compared to Q4)
- ◆ 5,625 certifications (a decrease of 2.02% compared to Q4)

Workplace Core Skills were offered by six awarding bodies.

**Table 6: Workplace Core Skills Registrations and Certifications by Awarding Body**

<b>Awarding Body</b>	<b>Registrations</b>	<b>Certifications</b>
Scottish Qualifications Authority (SQA)	5319	4876
Institute of the Motor Industry (IMI)	588	458
City & Guilds	0	142
Excellence, Achievement & Learning Limited (EAL)	48	92
Pearson	1	39
Vocational Training Charitable Trust (VTCT)	0	18
<b>Total</b>	<b>5956</b>	<b>5625</b>

\*City & Guilds registers candidates for Workplace Core Skills on a one-to-many basis using their internal Programme of Study number (PoS), therefore it is not possible at this time to generate registration figures for each Core Skill.

SQA continues to have the highest registrations and certifications for Workplace Core Skills:

- ◆ 89.3% of registrations
- ◆ 86.68% of certifications