

Quarterly Statistics Report

Highlights for Quarter 2 2024–25:

1 July – 30 September 2024

Publication date: November 2024

Publication code: AE9034

Published by the Scottish Qualifications Authority (SQA) Accreditation

The Optima Building, 58 Robertson Street, Glasgow, G2 8DQ Lowden, 24 Wester Shawfair,
Dalkeith, Midlothian EH22 1FD

<https://accreditation.sqa.org.uk>

The information in this publication may be reproduced in support of SQA qualifications. If it is reproduced, SQA should be clearly acknowledged as the source. If it is to be used for any other purpose, then written permission must be obtained from SQA. It must not be reproduced for trade or commercial purposes.

© Scottish Qualifications Authority 2024

Contents

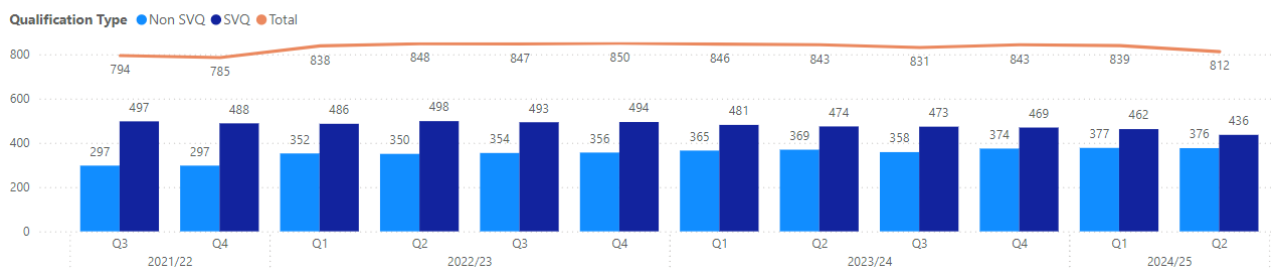
Summary	1
Data submissions	1
1 Introduction	3
Methodology	3
2 Accredited qualifications	5
2.1 Total candidate registrations and certifications	6
2.2 Top 5 qualifications	6
2.3 Registrations and certifications by qualification type	7
2.3.1 SVQs	7
2.3.2 Non-SVQs	8
2.4 Analysis by awarding body	9
2.4.1 SVQs	9
2.4.2 Non-SVQs	10
2.5 Analysis by developer	10
2.5.1 SVQs	10
2.5.2 Non-SVQ	11
2.6 Analysis by qualification categories	12
3 Workplace Core Skills	13

Summary

This report provides statistical information on SQA Accreditation approved qualifications for the second quarter (Q2) of 2024–25 (1 July–30 September 2024). This data is submitted by awarding bodies, who are responsible for quality assuring their data submissions.

Since the first quarter of 2024–25 there was a change in how the number of qualifications is reported. The number of qualifications here indicates the number of qualifications received via data returns; this may include late certifications (qualifications past their certification end date, for which the awarding body has indicated there is a certification). Previously only the number of currently live qualifications were reported (qualifications which have not yet reached their accreditation end date).

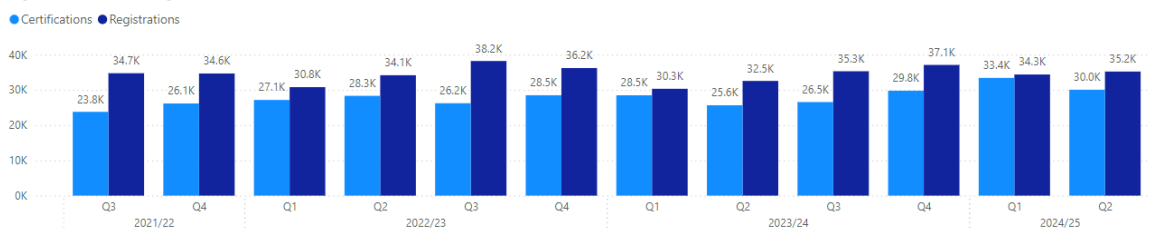
Figure 1: Number of Qualifications over time



At the end of this period there were 812 accredited qualifications: 436 Scottish Vocational Qualifications (SVQs), and 376 Non-SVQs. In Q2 2023–24 there were 843 accredited qualifications, compared to 848 in Q2 of 2022–23.

Data submissions

Figure 2: Number of registrations and certifications over time



There were a total of **35,183** registrations (a 2.43% increase from Q1 2024–25) and **30,029** certifications (a 10.04% decrease compared to Q1 2024–25) in Q2. (These totals do not include Workplace Core Skills.)

SVQs

Of these totals, 10,212 (29.03%) were SVQ registrations and 8,696 (28.96%) were SVQ certifications. SQA was the awarding body that had the highest percentage of SVQ registrations (67.59%) and certifications (77.01%). The developer Skills for Care and Development accounts for the largest proportion of SVQ registrations and certifications — 28.11% and 31.77%, respectively.

Non-SVQ qualifications

There were 24,971 registrations and 21,333 certifications, a decrease of 11.1% and 20.04% respectively compared to Q1. First Aid Awarding (FAA) accounted for the highest number of Non-SVQ registrations and certifications: 23.3% of registrations, 26.7% of certifications. The developer First Aid Awarding Organisation Forum (FAAOF) has the highest number of registrations (26.41%) and certifications (29.9%).

Qualification category

The area with the highest number of registrations and certifications for SVQs is 003 Health Care, Social Care and Childcare, as it was in Q1. However for Non-SVQs, 004 Protective Services has the highest number of registrations, and 003 Health, Social Care and Childcare still has the highest number of certifications.

Workplace Core Skills

There were a total of 6,964 registrations (an increase of 16.92% compared to Q1) and 6,506 certifications (an increase of 15.66% compared to Q1).

1 Introduction

SQA Accreditation is the national accrediting body for Scotland with a statutory remit under the Education (Scotland) Act 1996 to accredit and quality assure qualifications in Scotland. Although part of the Scottish Qualifications Authority, SQA Accreditation is distinct and autonomous from SQA's awarding function.

SQA Accreditation sets and specifies the requirements for accrediting qualifications to safeguard and support the interests of learners, parents, funding bodies, employers, providers and Scottish Government. We do this to promote and maintain public confidence in accredited qualifications and approved awarding bodies.

Methodology

This report summarises the qualification data that has been provided to us by approved awarding bodies, referred to as 'data submissions'. Awarding bodies use a [data submission template](#) so all submissions are standardised. Registration and certification data is provided directly to SQA Accreditation (further information on the methodology can be found in our [Methodology](#) document).

The information in this report covers SQA accredited qualifications during the second quarter (Q2) of 2024–25 (1 July – 30 September 2024) and shows the number of candidates who were:

- ◆ registered for an SQA accredited qualification
- ◆ certificated for an SQA accredited qualification

The data has been analysed in relation to:

- ◆ qualification type
- ◆ awarding body
- ◆ developer
- ◆ qualification category (classification)
- ◆ Workplace Core Skills

This document is published alongside the raw data received from the awarding bodies. If there are any figures below 10, these are removed to protect confidentiality and are represented by an asterisk (*). The numbers given do not necessarily represent the number of learners, as a learner could register for several qualifications and could have achieved several certifications. The statistical information in this report is only collated by SQA Accreditation.

For upcoming data submissions, the following deadline dates apply and must be adhered to by all awarding bodies to ensure consistency and accuracy of data in future reports. The [guidance](#) document can be used to clarify how data must be submitted.

Table 1: Data submission deadlines for awarding bodies

Quarter	Submission deadline
Quarter 3 (1 October – 30 December 2024)	17 January 2025
Quarter 4 (1 January – 31 March 2025)	14 April 2025
Quarter 1 (1 April – 30 June 2025)	14 July 2025
Quarter 2 (1 July – 30 September 2025)	14 October 2025

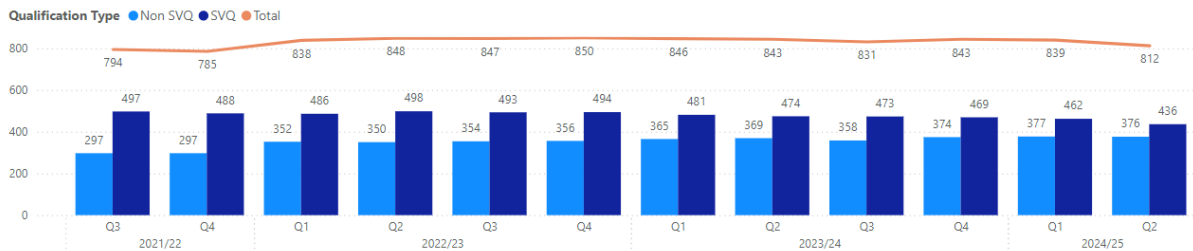
2 Accredited qualifications

At the end of Q2 of 2024–25 there were 812 accredited qualifications*.

- ◆ 436 SVQs (53.69%)
- ◆ 376 Non-SVQs (46.31%)

*Note that this total does include qualifications that are within their lapsing period.

Figure 1: Number of Qualifications over time

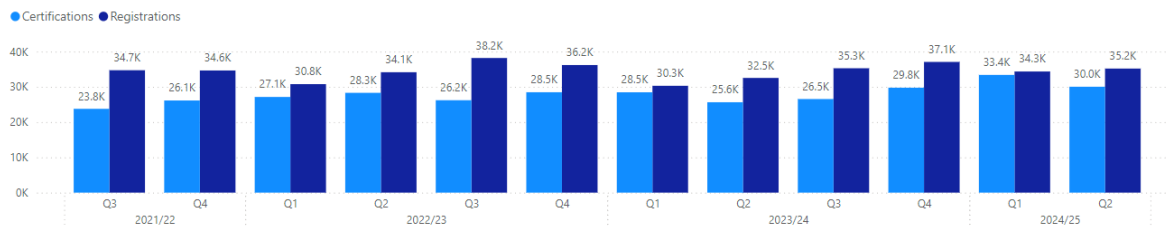


Compared to Q1 2024–25, the total number of qualifications submitted via data returns has decreased by 27. In Q2 2023–24 there were 843 qualifications submitted.

The number of qualifications has remained steady overall. The number of SVQs has decreased by 61 in the last three years, while Non-SVQs have increased by 79, indicating that awarding bodies are picking up more Non-SVQs and fewer SVQs.

2.1 Total candidate registrations and certifications

Figure 2: Number of registrations and certifications over time



35,183 candidates were registered for SQA accredited qualifications in Q2. This is an increase of 2.43% compared to Q1 2024–25.

30,029 certificates were awarded for SQA accredited qualifications in Q2. This is an increase of 10.04% compared to Q1 2024–25.

2.2 Top 5 qualifications

Table 2: Top 5 qualifications by registration

Qualification title	Registrations	Awarding body
Award in Emergency First Aid at Work at SCQF Level 6	3911	First Aid Awards Limited (FAA)
NEBOSH National General Certificate in Occupational Health and Safety	2431	NEBOSH
Information and Communication Technology at SCQF Level 5	1218	SQA
Scottish Certificate for Personal Licence Holders at SCQF level 6	1060	Highfield Qualifications
SVQ in Social Services and Healthcare at SCQF level 6	1025	SQA
Total	9645	

The Award in Emergency First Aid at Work at SCQF Level 6 (FAA) had the highest number of registrations in Q2 of 2024–25. These top 5 qualifications account for 27.41% of all registrations in Q2.

Table 3: Top 5 qualifications by certification

Qualification title	Certifications	Awarding body
Award in Emergency First Aid at Work at SCQF Level 6	3795	First Aid Awards Limited
NEBOSH National General Certificate in Occupational Health and Safety	1946	NEBOSH
Information and Communication Technology at SCQF Level 4	1328	SQA
Information and Communication Technology at SCQF Level 5	1176	SQA
Scottish Certificate for Personal Licence Holders at SCQF level 6	937	Highfield Qualifications
Total	9182	

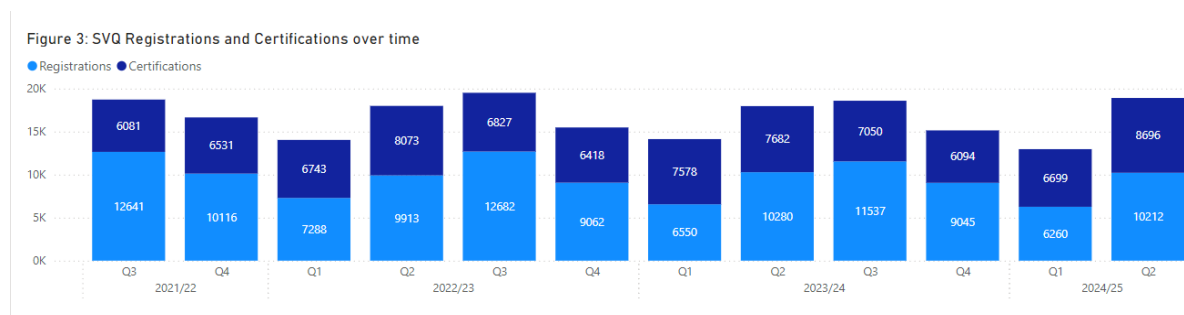
The Award in Emergency First Aid at Work at SCQF Level 6 (FAA) had the highest number of certifications in Q2 of 2024–25. These top 5 qualifications account for 30.58% of all certifications in Q2.

2.3 Registrations and certifications by qualification type

The following figures detail the number of registrations and certifications over a three-year period, broken down by qualification type. As there are peaks and troughs throughout the year for SVQs, it is more appropriate to compare the number of registrations and certifications to the equivalent quarter from the previous year than to the preceding quarter. As evidenced in the graphs below, the number of registrations and certifications for Non-SVQs has steadily risen over time, and is much higher than that of SVQs, despite there being more SVQs.

2.3.1 SVQs

- ◆ 10,212 registrations
- ◆ 8,696 certifications



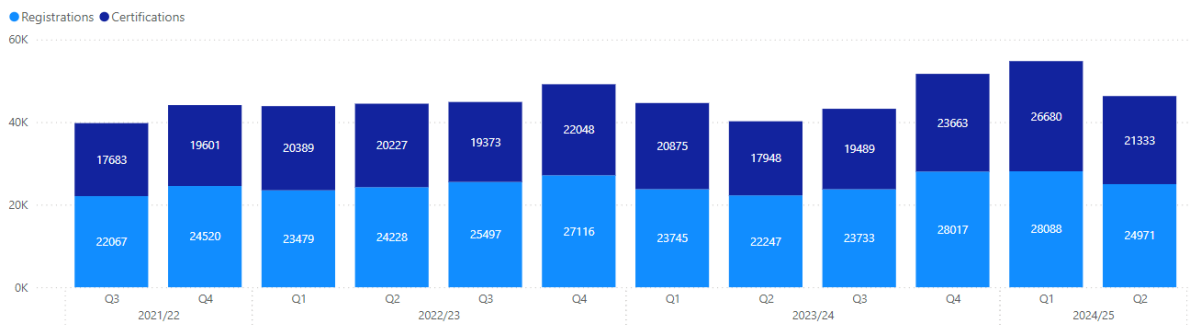
In comparison to Q2 of 2023–24:

- ◆ The number of SVQ registrations has decreased by 0.66%.
- ◆ The number of SVQ certifications has increased by 13.2%.

2.3.2 Non-SVQs

- ◆ 24,971 registrations
- ◆ 21,333 certifications

Figure 4: Non SVQ Registrations and Certifications over time



In comparison to Q2 of 2023–24:

- ◆ Non-SVQ registrations are 12.24% higher in Q2 2024-25.
- ◆ Non-SVQ certifications are 18.86% higher in Q2 2024-25.

2.4 Analysis by awarding body

At the end of the second quarter, there were 37 awarding bodies approved by SQA Accreditation. The number of qualifications offered by each awarding body varies greatly. The five largest awarding bodies, in terms of qualifications offered, are shown in table 4.

Table 4: Top 5 awarding bodies by qualifications

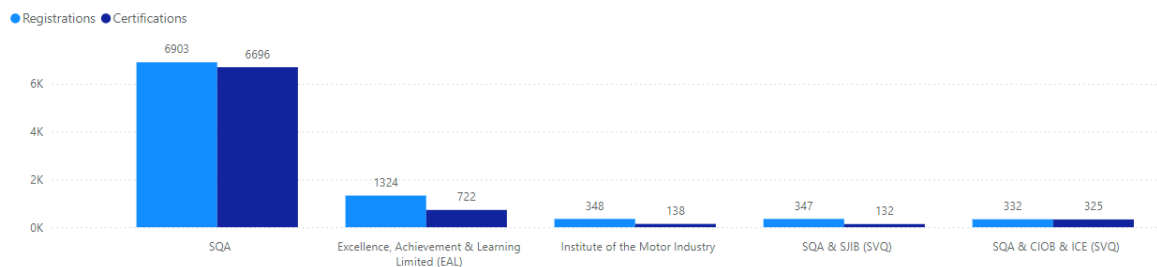
Awarding body	Qualifications
SQA	347
RSL Awards Ltd	58
Institute of the Motor Industry	57
Royal Academy of Dance (RAD)	42
National Examination Board in Occupational Safety and Health	36
Total	540

2.4.1 SVQs

SQA continues to have the highest number of SVQ registrations and certifications:

- ◆ 67.6% of SVQ registrations
- ◆ 77.0% of SVQ certifications

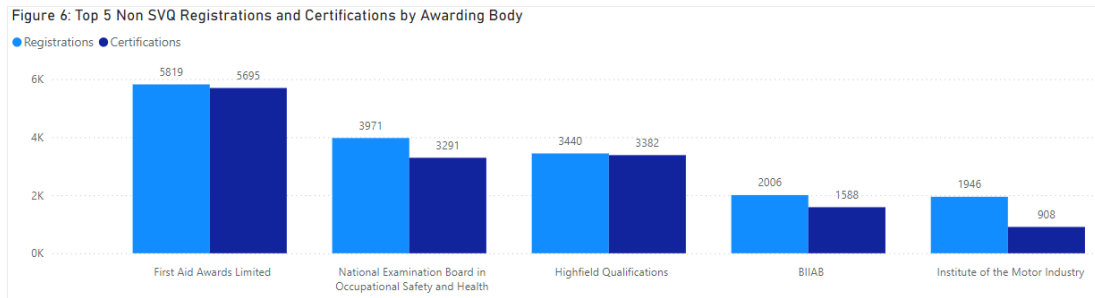
Figure 5: Top 5 SVQ Registrations and Certifications by Awarding Body



2.4.2 Non-SVQs

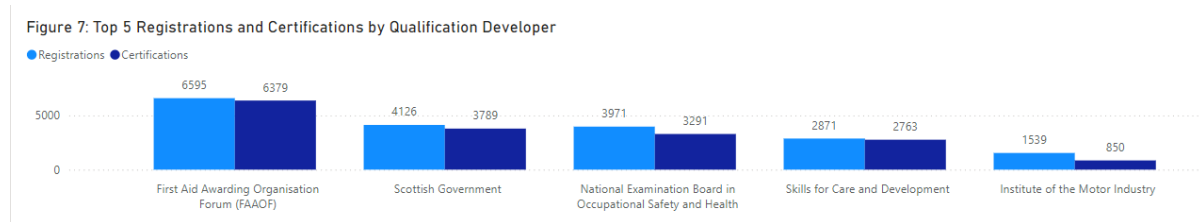
First Aid Awarding (FAA) accounted for the highest number of Non-SVQ registrations and certifications:

- ◆ 23.3% of registrations
- ◆ 26.7% of certifications



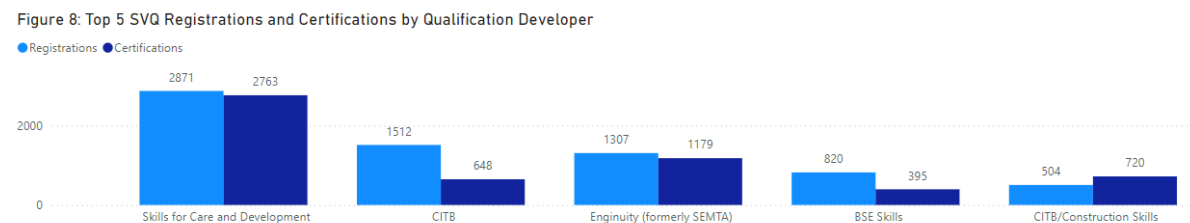
2.5 Analysis by developer

This section compares the registrations and certifications by developer across the two qualification types — SVQs and Non-SVQs. The following graph summarises the top registrations and certifications by developer.



First Aid Awarding Organisation Forum (FAAOF) has the highest number of registrations (18.74%) and certifications (21.24%).

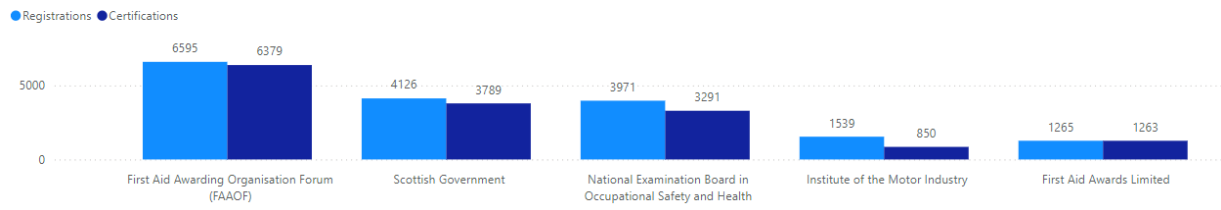
2.5.1 SVQs



Skills for Care and Development accounts for the largest proportion of SVQ registrations and certifications — 28.11% and 31.77%, respectively.

2.5.2 Non-SVQs

Figure 9: Top 5 Non SVQ Registrations and Certifications by Qualification Developer



For Non-SVQ qualifications, First Aid Awarding Organisation Forum (FAAOF) has the highest number of registrations (26.41%) and certifications (29.9%).

2.6 Analysis by qualification categories

SQA Accreditation assigns qualifications to one of the following 16 qualification categories:

- ◆ 001 Land-based and Aquaculture
- ◆ 002 Business Administration
- ◆ 003 Health care, Social care and Childcare
- ◆ 004 Protective Services
- ◆ 005 Catering, Hospitality and Tourism
- ◆ 006 Construction
- ◆ 007 Creative and Design
- ◆ 008 IT and Digital
- ◆ 009 Education and Training
- ◆ 010 Engineering and Manufacturing
- ◆ 011 Hair and Beauty
- ◆ 012 Science and Mathematics
- ◆ 013 Retail
- ◆ 014 Legal and Financial
- ◆ 015 Sports and Active Leisure
- ◆ 016 Transport and Logistics

Table 5: Top 5 SVQ registrations and certifications by category

Qualification category	Registrations	Certifications
003 Health Care, Social Care and Childcare	3277	3060
006 Construction	2849	1792
010 Engineering and Manufacturing	1945	1520
002 Business administration	525	467
005 Catering, Hospitality and Tourism	482	536
Total	9078	7375

The area with the highest number of SVQ registrations and certifications is 003 Health Care, Social Care and Childcare.

- ◆ 32.09% of registrations
- ◆ 35.19% of certifications

Table 6: Top 5 Non-SVQ registrations and certifications by category

Qualification category	Registrations	Certifications
004 Protective Services	10090	8734
003 Health Care, Social Care and Childcare	9183	8978
010 Engineering and Manufacturing	2645	957
014 Legal and Financial	1212	293
015 Sports and Active Leisure	807	804
Total	23937	19766

The area with the highest number of Non-SVQ registrations is 004 Protective Services. The area with the highest number of Non-SVQ certifications is 003 Health Care, Social Care and Childcare.

- ◆ 40.41% of registrations
- ◆ 42.09% of certifications

3 Workplace Core Skills

Workplace Core Skills are the broad, transferable skills that help to develop the main capabilities people need to be full, active and responsible members of society. Workplace Core Skills were specifically developed to assess Core Skills in a work environment. They contribute to employability and are a component of Modern Apprenticeships in Scotland. Each Workplace Core Skill is available at SCQF levels 3 to 6.

The five Workplace Core Skills are:

- ◆ Communication
- ◆ Information and Communication Technology (ICT)
- ◆ Numeracy
- ◆ Problem Solving
- ◆ Working with Others

At the end of Q2 2024–25, there were:

- ◆ 95 live accredited Workplace Core Skills
- ◆ 6,964 registrations (an increase of 16.92% compared to Q1)
- ◆ 6,506 certifications (an increase of 15.66% compared to Q1)

Workplace Core Skills were offered by six awarding bodies.

Table 7: Workplace core skills registrations and certifications by awarding body

Awarding body	Registrations	Certifications
Scottish Qualifications Authority (SQA)	5760	5986
Institute of the Motor Industry (IMI)	1008	353
City & Guilds	0	77
Excellence, Achievement & Learning Ltd (EAL)	181	69
Pearson Education Limited	0	13
Vocational Training Charitable Trust (VTCT)	15	8
Total	6964	6506

*City & Guilds registers candidates for Workplace Core Skills on a one-to-many basis using their internal Programme of Study number (PoS), therefore it is not possible at this time to generate registration figures for each Core Skill.

SQA continues to have the highest registrations and certifications for Workplace Core Skills:

- ◆ 82.71% of registrations
- ◆ 92.01% of certifications