

Quarterly Statistics Report

Highlights for Quarter 4 2023–24:

1 January – 31 March 2024

Publication date: May 2024

Publication code:

Published by the Scottish Qualifications Authority (SQA) Accreditation

The Optima Building, 58 Robertson Street, Glasgow, G2 8DQ Lowden, 24 Wester Shawfair,
Dalkeith, Midlothian EH22 1FD

<https://accreditation.sqa.org.uk>

The information in this publication may be reproduced in support of SQA qualifications. If it is reproduced, SQA should be clearly acknowledged as the source. If it is to be used for any other purpose, then written permission must be obtained from SQA. It must not be reproduced for trade or commercial purposes.

© Scottish Qualifications Authority 2024

Contents

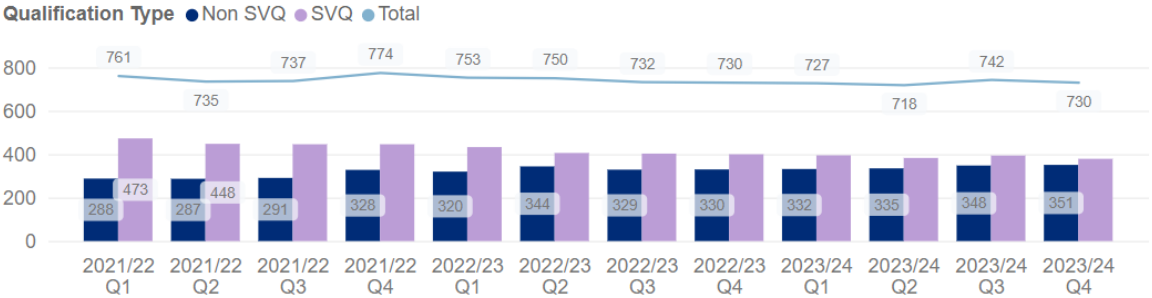
Summary	1
Data submissions	1
1 Introduction	3
Methodology	3
2 Accredited qualifications	5
2.1 Total candidate registrations and certifications	6
2.1.1 Registrations	6
2.1.2 Certifications	6
2.2 Top 10 qualifications	6
2.3 Registrations and certifications by qualification type	7
2.3.1 SVQs	8
2.3.2 Non-SVQs	8
2.4 Analysis by awarding body	9
2.4.1 SVQs	9
2.4.2 Non-SVQs	10
2.5 Analysis by developer	10
2.5.1 SVQs	11
2.5.2 Non-SVQ	11
2.6 Analysis by qualification categories	12
3 Workplace Core Skills	13

Summary

This report provides statistical information on SQA Accreditation approved qualifications for the second quarter (Q4) of 2023–24 (1 January – 31 March 2024). This data is submitted by awarding bodies, who are responsible for quality assuring their data submissions.

Since Q1 2022–23 we have only reported on two qualification type categories (SVQs and Non-SVQs), compared to the three that were used previously (SVQs, Other, and Regulation & Licensing).

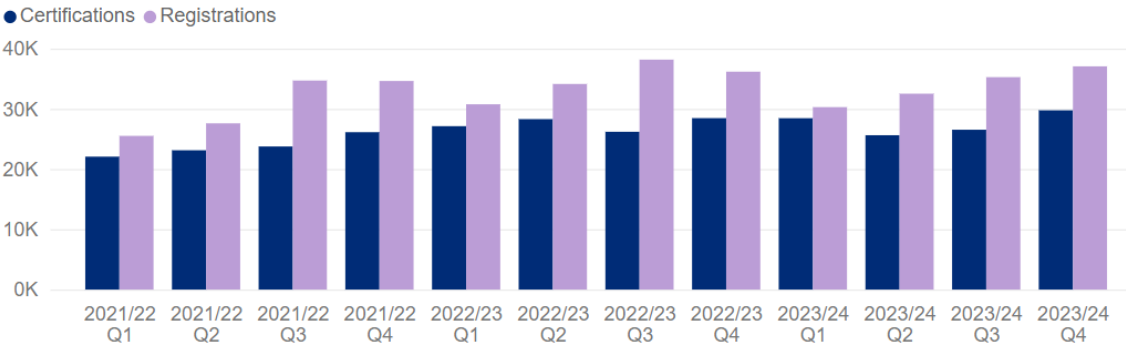
Figure # 1: Number of Qualifications over time.



At the end of this period there were 730 accredited qualifications: 379 Scottish Vocational Qualifications (SVQs), and 351 Non-SVQs. In Q4 2022–23 there were 730 accredited qualifications, compared to 774 in Q4 of 2021–22.

Data submissions

Figure # 2: Number of registrations and certifications over time.



There were a total of **37,065*** registrations (a 5.09% increase from Q3 2023–24) and **29,760*** certifications (12.14% increase compared to Q3 2023–24) in Q4. (These totals do not include Workplace Core Skills.)

SVQs

Of these totals, 9,044 (24.4%) were SVQ registrations and 6,093 (20.47%) were SVQ certifications. SQA was the awarding body that had the highest percentage of SVQ registrations (80.4%) and certifications (75.39%). The developer Skills for Care and Development accounts for the largest proportion of SVQ registrations and certifications — 35.8% and 36.89%, respectively.

Non-SVQ qualifications

There were 27,777 registrations and 23,631 certifications, an increase of 17.68% and 21.4% respectively compared to Q3. First Aid Awarding (FAA) accounted for the highest number of non-SVQ registrations and certifications: 20.52% of registrations, 23.95% of certifications. The developer First Aid Awarding Organisation Forum (FAAOF) has the highest number of registrations (35.35%) and certifications (40.75%).

Qualification category

The area with the highest number of registrations and certifications is 003 Health Care, Social Care and Childcare, as it was in Q3.

Workplace Core Skills

There were a total of 9,081 registrations (an increase of 2.76% compared to Q3) and 5,741 certifications (a decrease of 5.53% compared to Q3).

1 Introduction

SQA Accreditation is the national accrediting body for Scotland with a statutory remit under the Education (Scotland) Act 1996 to accredit and quality assure qualifications in Scotland. Although part of the Scottish Qualifications Authority, SQA Accreditation is distinct and autonomous from SQA's awarding function.

SQA Accreditation sets and specifies the requirements for accrediting qualifications to safeguard and support the interests of learners, parents, funding bodies, employers, providers and Scottish Government. We do this to promote and maintain public confidence in accredited qualifications and approved awarding bodies.

Methodology

This report summarises the qualification data that has been provided to us by approved awarding bodies, referred to as 'data submissions'. Awarding bodies use a [data submission template](#) so all submissions are standardised. Registration and certification data is provided directly to SQA Accreditation (further information on the methodology can be found in our [Methodology](#) document).

The information in this report covers SQA accredited qualifications during the fourth quarter (Q4) of 2023–24 (1 January – 31 March 2024) and shows the number of candidates who were:

- ◆ registered for an SQA accredited qualification
- ◆ certificated for an SQA accredited qualification

The data has been analysed in relation to:

- ◆ qualification type
- ◆ awarding body
- ◆ developer
- ◆ qualification category (classification)
- ◆ Workplace Core Skills

This document is published alongside the raw data received from the awarding bodies. If there are any figures below 10, these are removed to protect confidentiality and are represented by an asterisk (*). The numbers given do not necessarily represent the number of learners, as a learner could register for several qualifications and could have achieved several certifications. The statistical information in this report is only collated by SQA Accreditation.

For upcoming data submissions, the following deadline dates apply and must be adhered to by all awarding bodies to ensure consistency and accuracy of data in future reports. The [guidance](#) document can be used to clarify how data must be submitted.

Table 1: Data submission deadlines for awarding bodies

Quarter	Submission deadline
Quarter 1 (1 April – 30 June 2024)	12 July 2024
Quarter 2 (1 July– 30 September 2024)	15 October 2024
Quarter 3 (1 October– 30 December 2024)	17 January 2025
Quarter 4 (1 January – 31 March 2025)	14 April 2025

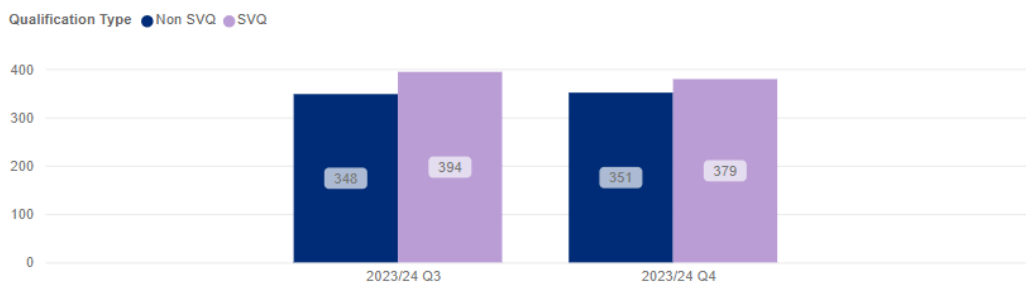
2 Accredited qualifications

At the end of Q4 of 2023–24 there were 730 live accredited qualifications*.

- ◆ 379 SVQs (53.9%)
- ◆ 351 Non-SVQs (48.1%)

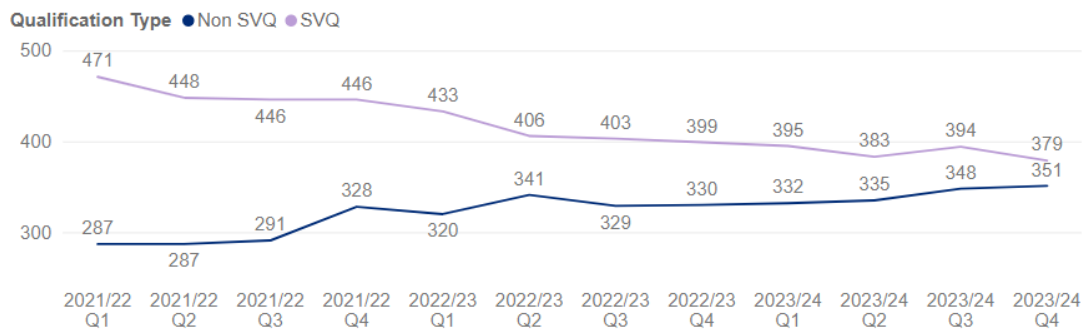
*Note that this total does not include qualifications that are within their lapsing period.

Figure # 3: Number of Qualifications compared to the previous quarter.



Compared to Q3 2023–24, the total number of accredited qualifications has decreased by 12. In Q4 2022–23 there were 730 accredited qualifications, compared to 742 in Q3 of 2023–24.

Figure # 4: Number of accredited qualifications in the past 3 years.



The number of qualifications has remained steady overall. The number of SVQs has decreased by 92 in the last three years, while non-SVQs have increased by 64.

2.1 Total candidate registrations and certifications

2.1.1 Registrations

37,064 candidates were registered for SQA accredited qualifications in Q4.

This is an increase of 5.09% compared to Q3 2023–24.

2.1.2 Certifications

29,760 certificates were awarded for SQA accredited qualifications in Q4.

This is an increase of 12.14% compared to Q3 2023–24.

2.2 Top 10 qualifications

Table 2: Top 10 performing qualifications in terms of registrations

Qualification title	Registrations
NEBOSH National General Certificate in Occupational Health and Safety	3,210
Award in Emergency First Aid at Work at SCQF Level 6 (FAA)	1,770
Safe Cert SCQF Level 6 Award in Emergency First Aid at Work	2,745
Award in Emergency First Aid at Work at SCQF Level 6 (SQA)	842
Highfield Award in Emergency First Aid at Work at SCQF Level 6	1,156
SVQ in Social Services and Healthcare at SCQF Level 6 (SQA)	1,077
SVQ in Social Services and Healthcare at SCQF Level 7 (SQA)	902
Award in First Aid for Mental Health at SCQF Level 5 (FAA)	890
Scottish Certificate for Personal Licence Holders at SCQF Level 6	888
SVQ in Social Services (Children and Young People) at SCQF Level 7 (SQA)	874

The NEBOSH National General Certificate in Occupational Health and Safety had the highest number of registrations in Q4 of 2023–24. Compared to figures from Q3:

- ◆ Registrations for this qualification are 19.51% higher.

Table 3: Top 10 performing qualifications in terms of certifications

Qualification title	Certifications
Award in Emergency First Aid at Work at SCQF Level 6 (FAA)	2,798
Safe Cert SCQF Level 6 Award in Emergency First Aid at Work	2,730
NEBOSH National General Certificate in Occupational Health and Safety	1,914
Highfield Award in Emergency First Aid at Work at SCQF Level 6	1,155
Award in Emergency First Aid at Work at SCQF Level 6 (SQA)	1,002
Award in First Aid for Mental Health at SCQF Level 5 (FAA)	879
Scottish Certificate for Personal Licence Holders at SCQF Level 6 (Highfield)	855
SVQ in Social Services and Healthcare at SCQF Level 6 (SQA)	760
Scottish Certificate for Personal Licence Holders at SCQF Level 6 (BIIAB)	620
SVQ in Social Services and Healthcare at SCQF Level 7 (SQA)	605

The Award in Emergency First Aid at Work at SCQF Level 6 (FAA) had the highest number of certifications in Q4 of 2023–24. Compared to figures from Q3 of 2023–24:

- ◆ Certifications for this qualification are 58.8% higher.

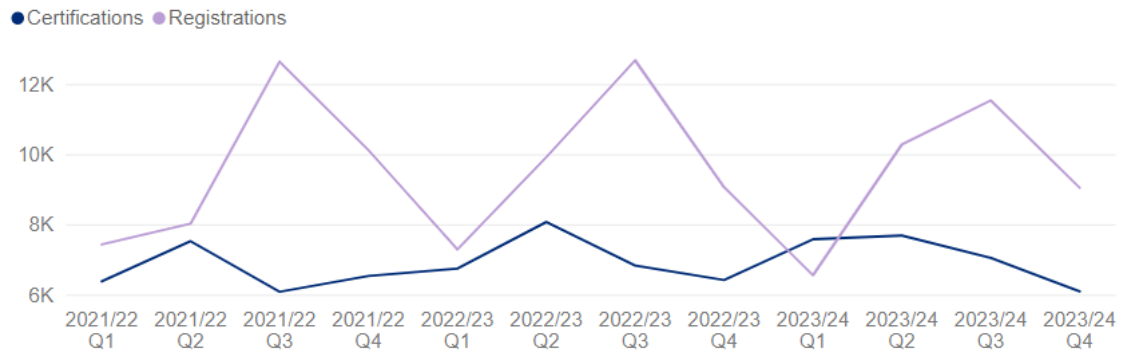
2.3 Registrations and certifications by qualification type

The following figures detail the number of registrations and certifications over a three-year period, broken down by qualification type. As there are peaks and troughs throughout the year for SVQs, it is more appropriate to compare the number of registrations and certifications to the equivalent quarter from the previous year than to the preceding quarter. The quarter with the highest number of registrations over the last three years is Q3. Q1 has the lowest number of registrations.

2.3.1 SVQs

- ◆ 9,044 registrations
- ◆ 6,093 certifications

Figure # 5: SVQ Registrations and Certifications over 3 years.

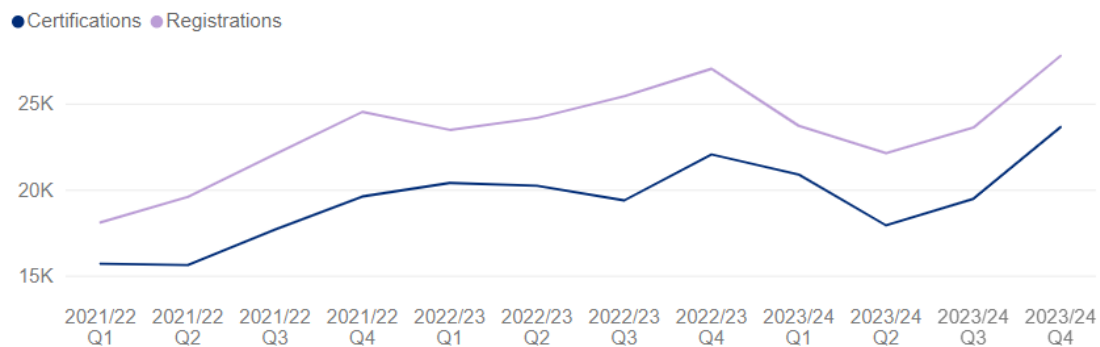


- ◆ Compared to Q4 of 2022–23, the number of SVQ registrations has decreased by 0.2%.
- ◆ Compared to Q4 of 2022–23, the number of SVQ certifications has decreased by 5.06%.

2.3.2 Non-SVQs

- ◆ 27,777 registrations
- ◆ 23,631 certifications

Figure # 6: Non-SVQ Registrations and Certifications over 3 years.



In comparison to Q3 of 2023–24:

- ◆ Non-SVQ registrations are 17.68% higher in Q4 2023-24.
- ◆ Non-SVQ certifications are 21.4% higher in Q4 2023-24.

2.4 Analysis by awarding body

At the end of the third quarter there were 36 awarding bodies approved by SQA Accreditation. The number of qualifications offered by each awarding body varies greatly. The five largest awarding bodies, in terms of qualifications offered, are shown in table 4:

Table 4: Number of accredited qualifications by awarding body

Awarding body	Number of accredited qualifications*
Scottish Qualifications Authority (SQA)	358
RSL Awards Ltd (RSL)	58
Institute of the Motor Industry (IMI)	55
National Examination Board in Occupational Safety and Health (NEBOSH)	36
City and Guilds	35

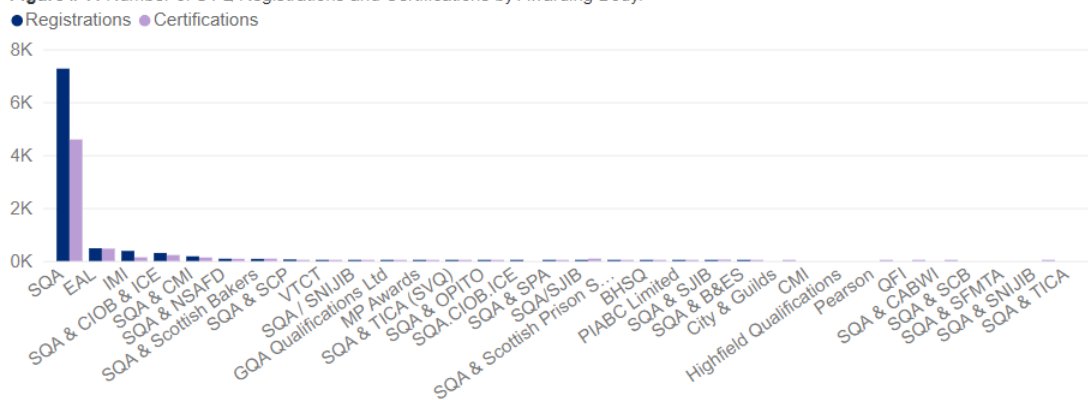
*Including qualifications that have passed their lapse dates.

2.4.1 SVQs

SQA continues to have the highest number of SVQ registrations and certifications:

- ◆ 80.4% of SVQ registrations
- ◆ 75.39% of SVQ certifications

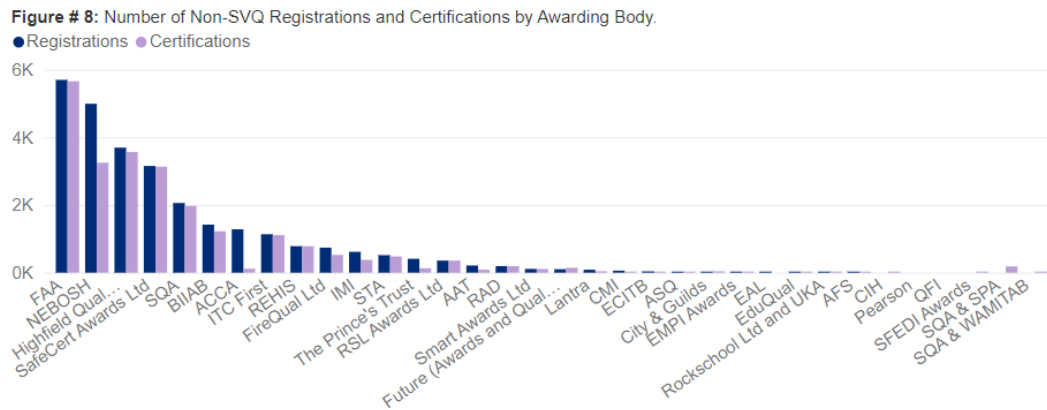
Figure # 7: Number of SVQ Registrations and Certifications by Awarding Body.



2.4.2 Non-SVQs

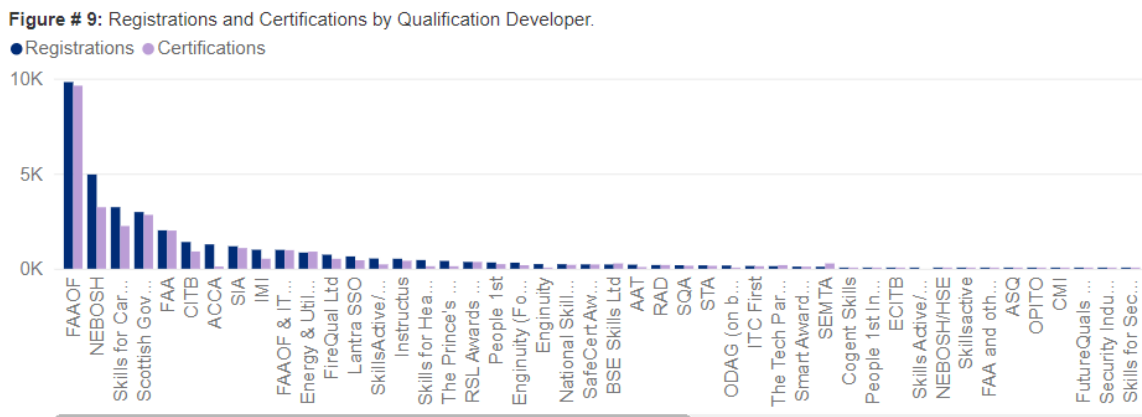
First Aid Awarding (FAA) accounted for the highest number of non-SVQ registrations and certifications:

- ◆ 20.52% of registrations
- ◆ 23.95% of certifications



2.5 Analysis by developer

This section compares the registrations and certifications by developer across the two qualification types — SVQs and Non-SVQs. The following graph summarises registrations and certifications by developer.



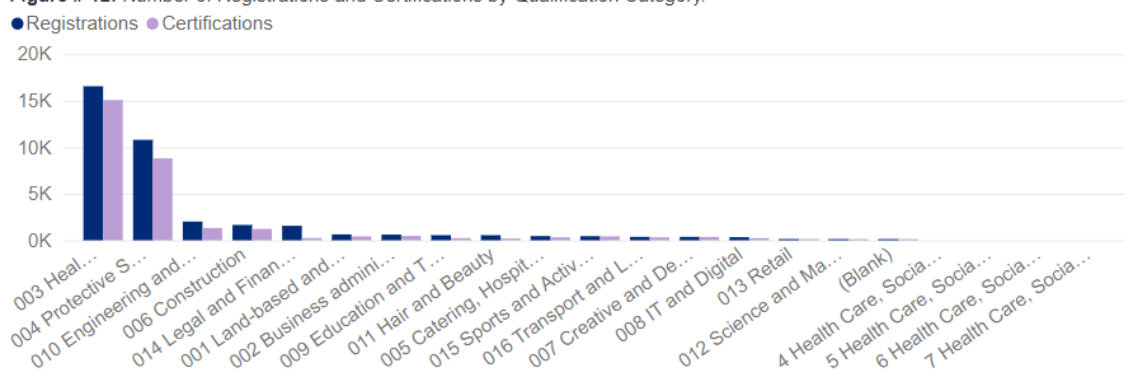
First Aid Awarding Organisation Forum (FAAOF) has the highest number of registrations (26.48%) certifications (32.36%).

2.6 Analysis by qualification categories

SQA Accreditation assigns qualifications to one of the following 16 qualification categories:

- ◆ 001 Land-based and Aquaculture
- ◆ 002 Business Administration
- ◆ 003 Health care, Social care and Childcare
- ◆ 004 Protective Services
- ◆ 005 Catering, Hospitality and Tourism
- ◆ 006 Construction
- ◆ 007 Creative and Design
- ◆ 008 IT and Digital
- ◆ 009 Education and Training
- ◆ 010 Engineering and Manufacturing
- ◆ 011 Hair and Beauty
- ◆ 012 Science and Mathematics
- ◆ 013 Retail
- ◆ 014 Legal and Financial
- ◆ 015 Sports and Active Leisure
- ◆ 016 Transport and Logistics

Figure # 12: Number of Registrations and Certifications by Qualification Category.



The area with the highest number of registrations and certifications is 003 Health Care, Social Care and Childcare.

- ◆ 44.64% of registrations
- ◆ 50.61% of certifications

By qualification type, the qualification categories with the highest number of registrations and certifications are shown in table 5:

Table 5: Percentage of registrations and certifications by qualification type and category

Qualification type	Category	% of total regs	Category	% of total certs
SVQs	003	22.44%	003	15.89%
Non-SVQs	003	77.56%	003	84.11%

3 Workplace Core Skills

Workplace Core Skills are the broad, transferable skills that help to develop the main capabilities people need to be full, active and responsible members of society. Workplace Core Skills were specifically developed to assess Core Skills in a work environment. They contribute to employability and are a component of Modern Apprenticeships in Scotland. Each Workplace Core Skill is available at SCQF levels 3 to 6.

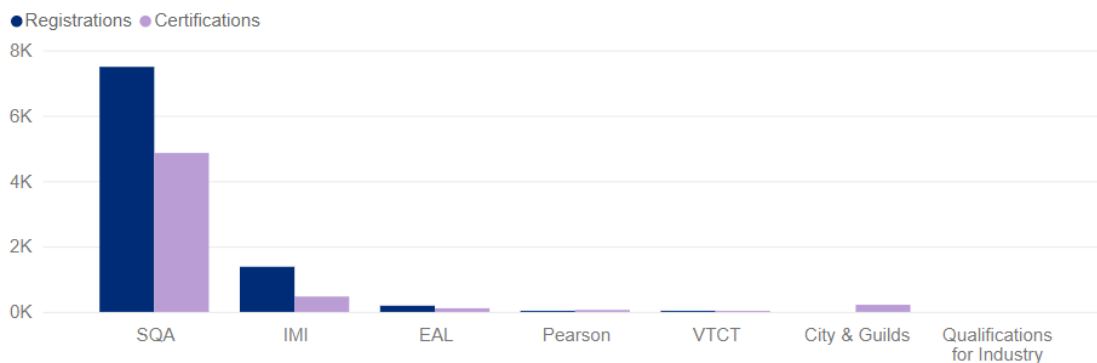
The five Workplace Core Skills are:

- ◆ Communication
- ◆ Information and Communication Technology (ICT)
- ◆ Numeracy
- ◆ Problem Solving
- ◆ Working with Others

At the end of Q4 2023–24, there were:

- ◆ 95 accredited Workplace Core Skills
- ◆ 9,081 registrations (an increase of 2.76% compared to Q3)
- ◆ 5,741 certifications (an increase of 5.53% compared to Q3)

Figure # 13: Workplace Core Skills



Workplace Core Skills were offered by seven awarding bodies.

Table 6: Number of Workplace Core Skills registrations and certifications by awarding body

Awarding body	Registrations	Certifications
City & Guilds	0	219
Institute of the Motor Industry (IMI)	1,382	471
Qualifications for Industry	0	0
Scottish Qualifications Authority (SQA)	7,496	4,861
Vocational Training Charitable Trust (VTCT)	2	17
Pearson Education Limited	11	62
Excellence, Achievement & Learning Ltd (EAL)	190	111
Grand total	8,837	6,096

*City & Guilds registers candidates for Workplace Core Skills on a one-to-many basis using their internal Programme of Study number (PoS), therefore it is not possible at this time to generate registration figures for each Core Skill.

SQA continues to have the highest registrations and certifications for Workplace Core Skills:

- ◆ 84.83% of registrations
- ◆ 79.74% of certifications