

Quarterly Statistics Report

Report on accredited qualifications

April to June 2012

Publication date: September 2012
Publication code: AE5955

Published by the Scottish Qualifications Authority
The Optima Building, 58 Robertson Street, Glasgow, G2 8DQ
Lowden, 24 Wester Shawfair, Dalkeith, Midlothian EH22 1FD

www.sqa.org.uk

The information in this publication may be reproduced in support of SQA qualifications. If it is reproduced, SQA should be clearly acknowledged as the source. If it is to be used for any other purpose, then written permission must be obtained from the Communications Team at SQA. It must not be reproduced for trade or commercial purposes.

© Scottish Qualifications Authority 2012

Contents

Executive summary	1
Introduction	3
Quarterly statistics	4
Currently accredited qualifications	4
Top 10 registrations and certifications	5
Analysis by qualification type	6
Analysis by awarding body	10
Analysis by area of competence	12
Analysis by qualification developer	17
Workplace Core Skills	20
Glossary	24

Executive summary

This report provides an overview of qualification activity for SQA Accreditation approved awarding bodies for the first quarter (Q1) of 2012–13 (April–June 2012)¹. The data is obtained directly from awarding bodies as part of their quarterly submission requirements and as such they are responsible for ensuring the accuracy of the data submitted.

Currently accredited qualifications

During the first quarter of 2012–13 there were 1,005 accredited qualifications. These consisted of 839 Scottish Vocational Qualifications (SVQs) (84% of all qualifications), 42 Regulatory and Licensing qualifications (4% of all qualifications) and 124 'Other' accredited qualifications (12% of all qualifications).

SQA Accreditation collects quarterly registration and certification data from all its approved awarding bodies. This is a summary of the data for Q1 2012–13:

Scottish Vocational Qualifications: 8,325 SVQ registrations were received, across all levels; an increase of 9% compared to the same quarter in the previous year. During the same period 7,432 SVQ certifications were submitted across all levels; a decrease of 10% compared to the same quarter in the previous year. As was the case last quarter (Q4, 2011–12), SVQ Levels 2 and 3 had the highest number of registrations and certifications, reflecting the high number of qualifications at these levels compared to other levels.

Regulatory and Licensing qualifications: 4,025 Regulatory and Licensing registrations were submitted to SQA Accreditation; an increase of 47% compared to Q1, 2011–12. During the same period 3,872 Regulatory and Licensing certifications were submitted to SQA Accreditation; an increase of 43% compared to the same period in 2011–12.

'Other' qualifications: 7,724 'Other' qualification registrations were submitted to SQA Accreditation; an increase of 31% compared to the same period in 2011–12. During the same period 5,870 'Other' certifications were submitted; an increase of 51% compared to Q1, 2011–12.

¹ This report provides an overview of qualification activity for all SQA Accreditation approved awarding bodies, excluding City & Guilds. Data relating to City & Guilds has been excluded from this report.

Analysis by awarding body

It was clear from the data that some awarding bodies were more prominent in different qualification types. For example, in terms of registering and certifying SVQ candidates, SQA was the leading awarding body, while BIIAB was the leader for Regulatory and Licensing qualifications, and NEBOSH was the front-runner for 'Other' qualifications.

SVQs: SQA registered 7,181 candidates (86% of all SVQ registrations) and certificated 5,650 (76% of all SVQ certifications).

Regulatory and Licensing qualifications: BIIAB registered 2,300 candidates (57% of all Regulatory and Licensing registrations) and certificated 2,247 (58% of all Regulatory and Licensing certifications).

Other: NEBOSH registered 4,713 candidates (61% of all 'Other' registrations) and certificated 3,075 (52% of all 'Other' certifications).

Analysis by area of competence

Areas 007: Providing Goods and Services, and 008: Providing Health, Social Care and Protective Services, had the highest number of registrations and certifications for all qualification types.

Introduction

This statistical report is published by SQA Accreditation, which is the national accrediting body for Scotland. We set and specify the requirements for accrediting qualifications to support the needs of learners and employers in Scotland. We do this by promoting and maintaining public confidence in accredited qualifications and approved awarding bodies.

The information shown has been produced from data provided to SQA Accreditation by the respective awarding bodies. Data covers SQA accredited qualifications during the first quarter of 2012–13 (April–June) and focuses on those candidates who were:

- ◆ registered for an SQA accredited qualification
- ◆ certificated for an SQA accredited qualification

At the point of accreditation, all qualifications are allocated a *qualification type* and an *area of competence*, which are used to classify qualifications in this report. This provides information on the number of registrations and certifications according to awarding body, area of competence, qualification type and level. Data may be revised in subsequent reports due to late submission or if any errors are identified.

For upcoming data submissions, the following deadline dates apply and must be adhered to by all awarding bodies in order to ensure consistency and accuracy of data in future reports:

- ◆ 12 October 2012 for Q2 2012–13 data (July to September 2012)
- ◆ 18 January 2013 for Q3 2012–13 data (October to December 2012)
- ◆ 19 April 2013 for Q4 2012–13 data (January to March 2013)
- ◆ 12 July 2013 for Q1 2013–14 data (April to June 2013)

Quarterly statistics

SQA Accreditation has always accredited SVQs. In 2006 the remit was extended to include accrediting Regulatory and Licensing qualifications, and later in 2009 this remit was further opened up to include the accreditation of all qualifications excluding degrees. This report covers all qualifications types that we accredit, categorised as:


- ◆ Scottish Vocational Qualifications (SVQs)
- ◆ Regulatory and Licensing qualifications (R&L)
- ◆ 'Other' accredited qualifications

The report presents an overview of accreditation activity for the first quarter of 2012–13 (April-June 2012). It also reports qualifications statistics based on the data submitted to us by awarding bodies. Awarding bodies have responsibility for ensuring the accuracy of the data submitted.

Currently accredited qualifications

During the first quarter of 2012–13 there were 1,005 accredited qualifications. These are made up of 839 SVQs (84%), 42 Regulatory and Licensing qualifications (4%) and 124 'Other' accredited qualifications (12%).

Figure 1 — Accredited qualifications



The total number of qualifications accredited has increased from Q4 2011-12 by 11%.

Top 10 registrations and certifications

During the first quarter of 2012–13 (Apr-Jun) the following 10 qualifications experienced the highest number of registrations across all qualification types:

Table 1 — Top 10 performing qualifications in terms of registrations

Qualification title	Qualification type	No. of registrations
NEBOSH National Certificate in Occupational Health and Safety	Other	2,789
BIIAB Scottish Certificate for Personal Licence Holders (SCPLH)	Regulatory	1,323
SQA SVQ 2 Health and Social Care at SCQF Level 6	SVQ	941
BIIAB Award in Door Supervision (Scotland)	Regulatory	727
ITC Certificate in Outdoor First Aid	Other	721
SQA SVQ 3 Health and Social Care (Adults) at SCQF Level 7	SVQ	571
NEBOSH National Certificate in Construction Health and Safety	Other	546
NEBOSH National Certificate in Fire Safety and Management	Other	396
SQA SVQ 3 Children's Care Learning and Development at SCQF Level 7	SVQ	338
EDI Scottish Certificate for Personal Licence Holders (On-Sales and Off-Sales)	Regulatory	351

During the first quarter of 2012–13 (Apr-Jun) the following 10 qualifications experienced the highest number of certifications across all qualification types:

Table 2 — Top 10 performing qualifications in terms of certifications

Qualification title	Qualification type	No. of certifications
NEBOSH National Certificate in Occupational Health and Safety	Other	1,781
BIIAB Scottish Certificate for Personal Licence Holders (SCPLH)	Regulatory	1,274
SQA SVQ 2 Health and Social Care at SCQF Level 6	SVQ	892
BIIAB Award in Door Supervision (Scotland)	Regulatory	727
ITC Certificate in Outdoor First Aid	Other	711
SQA SVQ 3 Health and Social Care (Adults) at SCQF Level 7	SVQ	432
Pearson Education Ltd (Edexcel) SVQ 2 in Retail Skills	SVQ	392
ServeWise Licensing Board Members' Qualifications	Regulatory	347
EAL SVQ 2 in Performing Engineering Operations at SCQF Level 5	SVQ	344
ITC Emergency First Aid at Work	Other	323

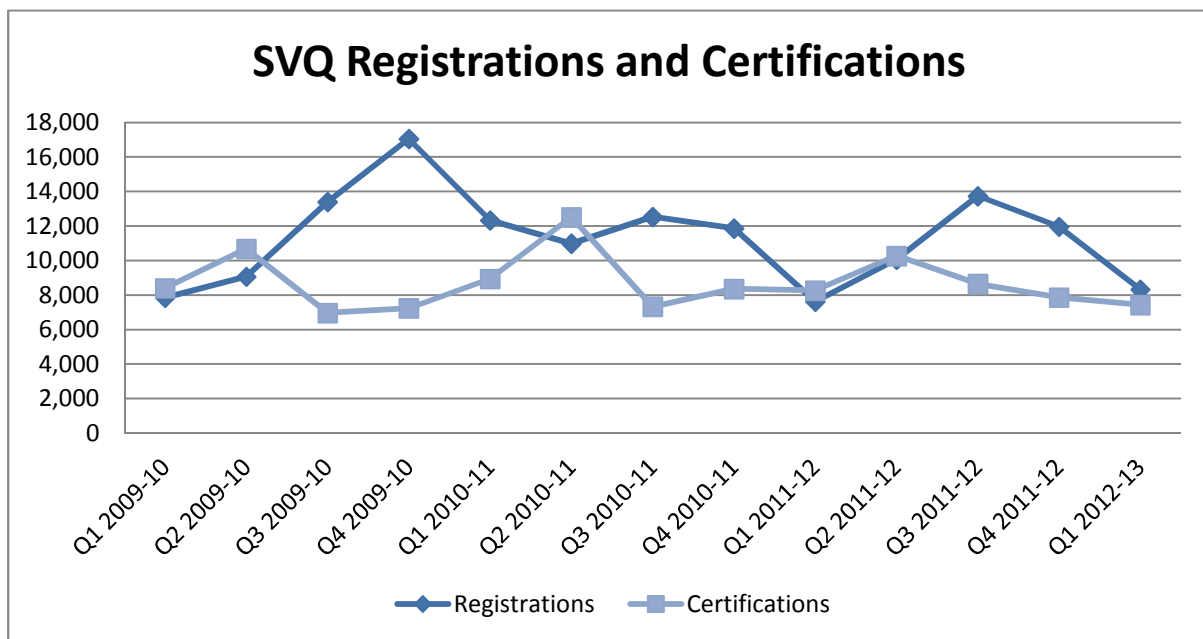
Analysis by qualification type

SQA Accreditation has collected SVQ data from awarding bodies for several years and is able to present trends in this data. Since starting to collect data for R&L and 'Other' qualifications in April 2010, it is now possible to start providing similar analysis across all qualification types without limiting statistics to SVQs.

Scottish Vocational Qualifications (SVQ)

During the first quarter of 2012–13 (Apr-Jun) 8,325 SVQ registrations were received, across all SVQ levels.

Figure 2 — SVQ registrations and certifications



This is an increase of 9% compared to the same time last year, and a decrease of 33% on the same time in 2010. During the same period 7,432 SVQ certifications were submitted across all levels; a decrease of 10% compared to the same quarter last year and a decrease of 17% on the same time in 2010.

These registrations and certifications cover 839 different qualifications offered by 17 different awarding bodies. During this quarter, SVQs represented 83% of all currently accredited qualifications, 42% of all registrations and 43% of all certifications.

The SVQ with the highest number of registrations this quarter was the SQA SVQ 2 Health and Social Care at SCQF Level 6 with 941 registrations. The SVQ with the highest number of certifications this quarter was also the SQA SVQ 2 Health and Social Care at SCQF Level 6 with 892 certifications.

Analysis by SVQ Level

The majority of SVQ registrations were at Level 2, with 3,895 registrations representing 47% of SVQ registrations. The majority of SVQ certifications were at Level 2; with 3,961 certifications representing 53% of SVQ certifications during the first quarter of 2012–13 (Apr-Jun) (see Figures 3 and 4).

Figure 3 — Registrations by SVQ Level

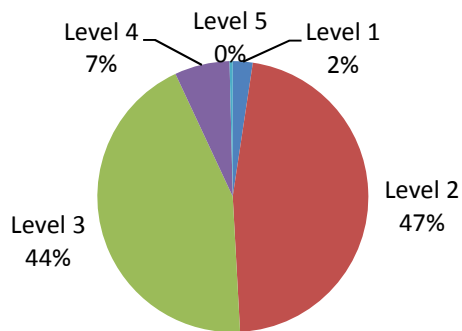
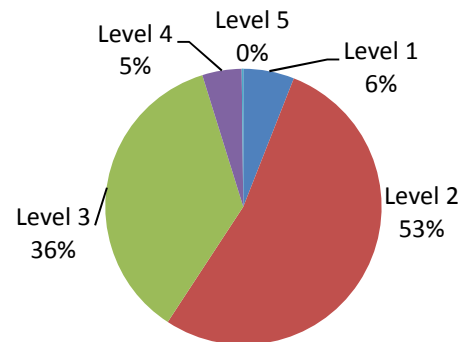


Figure 4 — Certifications by SVQ Level



The distribution of registrations and certifications across levels remains relatively stable with the majority of registrations and certifications remaining at Levels 2 and 3 in line with previous years. Level 2 and 3 SVQs show higher levels of registrations and certifications because there are considerably more of these qualifications relative to other levels, as shown in Table 3.

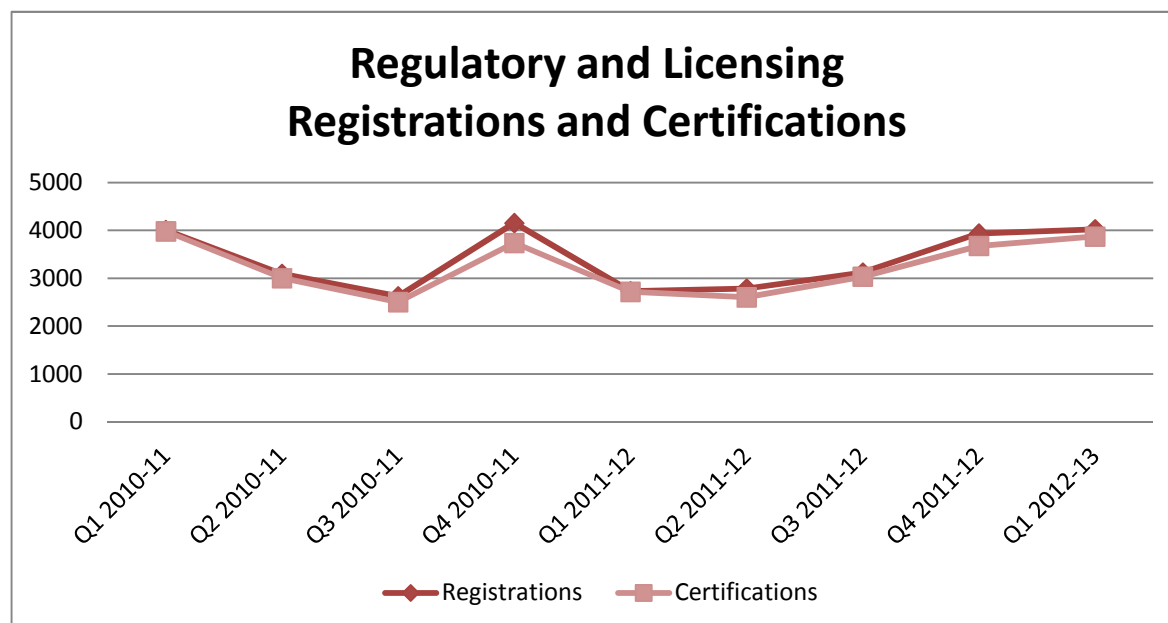
Table 3 — SVQ Levels

SVQ Level	No. of SVQs
Level 1	40
Level 2	349
Level 3	370
Level 4	68
Level 5	12

This may be linked to the increased focus on Modern Apprenticeships (MA), of which these SVQs may form a considerable part. In light of the fact that the Scottish Government marketed the MA as a flagship programme in the refreshed skills strategy, this remains a reasonable connection to make.

Regulatory and Licensing qualifications (R&L)

Figure 5 — Regulatory and Licensing registrations and certifications



During the first quarter of 2012–13 (Apr-Jun) 4,025 Regulatory and Licensing registrations were submitted to SQA Accreditation. This is an increase of 47% compared to the same time last year. During the same period 3,872 Regulatory and Licensing certifications were submitted to SQA Accreditation; also an increase of 43% compared to the same quarter last year. The peak in Q4 2010–2011 is largely related to the 616 registrations submitted by City & Guilds that were not submitted in quarters throughout 2011–12 and have not been included this quarter.

These registrations and certifications cover 42 different qualifications offered by 10 different awarding bodies. During this quarter, Regulatory and Licensing qualifications represented 4% of all currently accredited qualifications, 20% of all registrations and 23% of all certifications. The Regulatory and Licensing qualification with the highest number of registrations this quarter was the BIIAB Scottish Certificate for Personal Licence Holders (SCPLH) with 1,323 registrations. This qualification also experienced the highest number of R&L certifications with 1,274 certifications.

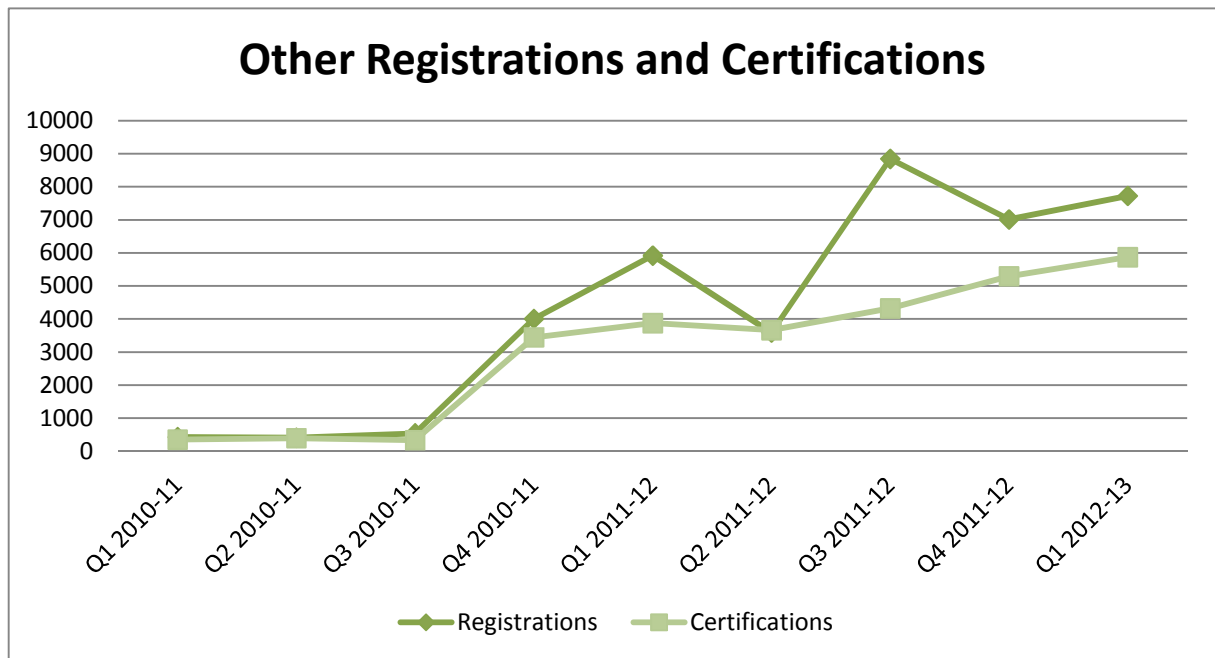
All other accredited qualifications (Other)

During the first quarter of 2012–13, 7,724 registrations for 'Other' qualifications were submitted to SQA Accreditation. This is an increase of 31% compared to the same quarter of the previous year. During the same period 5,870 'Other' certifications were submitted; an increase of 51% compared to the same quarter of the previous year. 'Other' qualifications have shown a steady increase in certifications over the last year.

There has been a significant increase in 'Other' registrations and certifications since Q4 2010–11 due to the increasing number of 'Other' qualifications being accredited and NEBOSH being accredited to offer the Health and Safety qualifications. In particular, the NEBOSH National General Certificate in Occupational Health and Safety has been the

'Other' qualification with the highest number of registrations and certifications since Q4 2010–11.

Figure 6 — 'Other' registrations and certifications



These registrations and certifications cover 124 different qualifications offered by 18 different awarding bodies. During this quarter, other qualifications represented 12% of all currently accredited qualifications, 38% of all registrations and 34% of all certifications.

The 'Other' qualification with the highest number of registrations this quarter was the NEBOSH National General Certificate in Occupational Health and Safety with 2,789 registrations. This qualification also experienced the highest number of 'Other' certifications with 1,781 certifications.

Analysis by awarding body

During Q1 2012–13 (Apr-Jun) the awarding body with the highest number of SVQ registrations overall was SQA, with 7,181 registrations (86% of all SVQ registrations). This awarding body also experienced the highest number of SVQ certifications overall, with 5,650 certifications (76% of all SVQ certifications).

For Regulatory and Licensing qualifications, the top registering and certifying awarding body was BIIAB, with 2,300 registrations (57% of all Regulatory and Licensing registrations) and 2,247 certifications (58% of all Regulatory and Licensing certifications).

NEBOSH was the top registering and certifying awarding body for 'Other' qualifications with 4,713 registrations (61% of all 'Other' registrations) and 3,075 certifications (52% of all 'Other' certifications).

Figure 7 — Types of registrations by awarding body

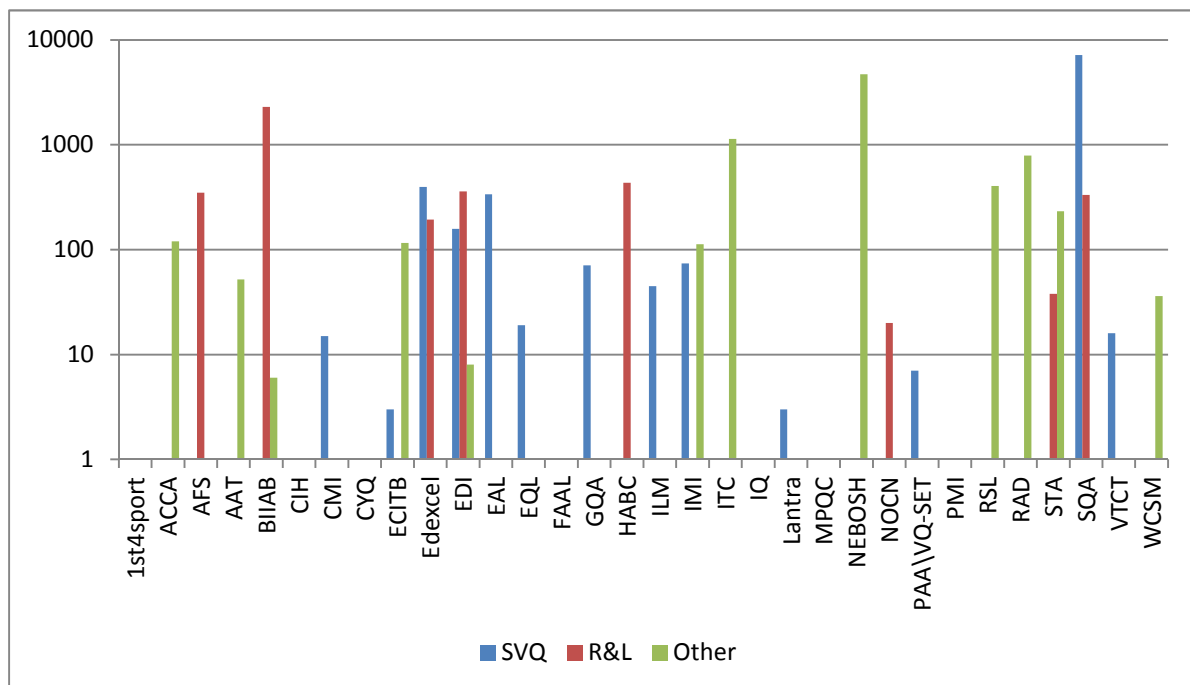
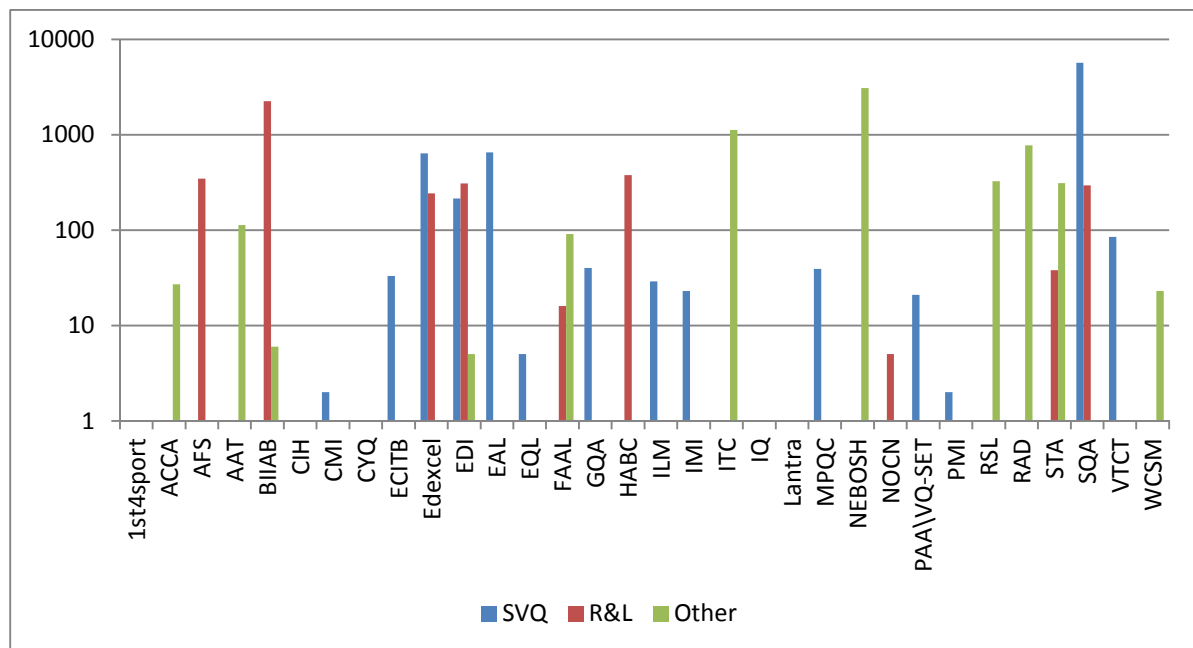


Figure 8 — Types of certifications by awarding body



Throughout Q1 2012–13, 1st4sport Qualifications, Chartered Institute of Housing (CIH) and Industry Qualifications (IQ), all indicated that they had no registrations or certifications for any of their qualifications. In terms of breakdown by qualification type, awarding bodies tend to focus on specific qualification types, with only EDI registering or certifying qualifications across all types. (See Figures 7 and 8 above — please note the scale used in these graphs has been adjusted to make the figures more readable when comparing BIIAB, Edexcel, NEBOSH and SQA.)

Analysis by area of competence

At the point of accreditation, each qualification is assigned to one of the following 11 areas of competence:

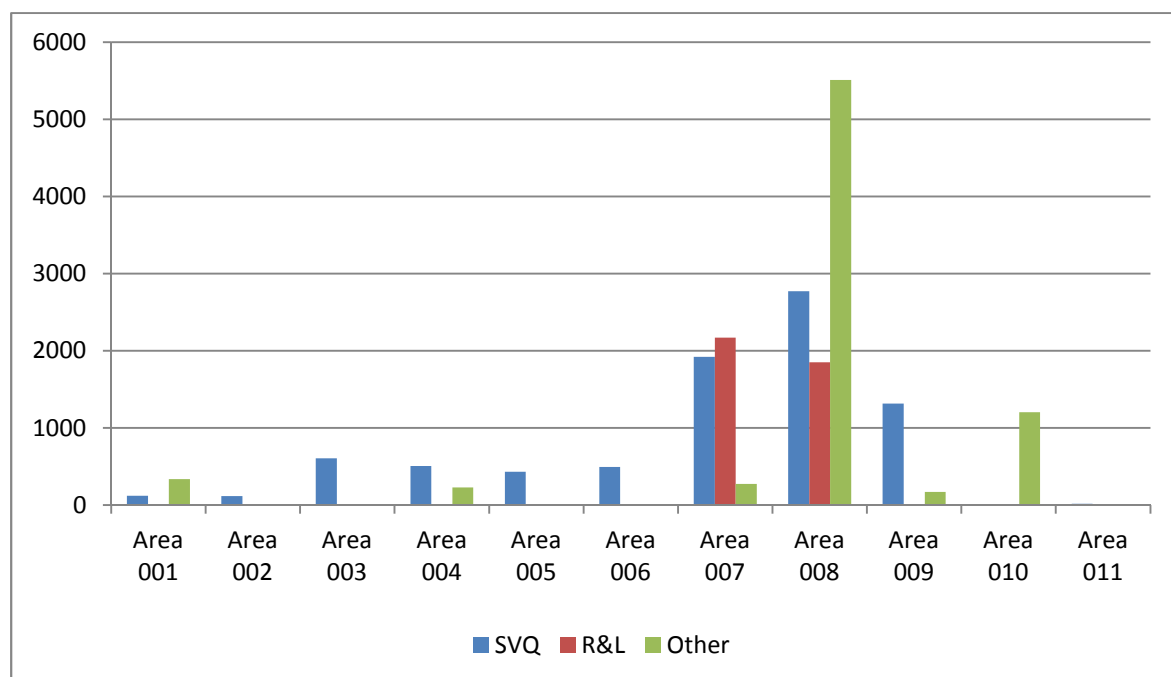
- ◆ 001 Tending Animals, Plants and Land
- ◆ 002 Extracting and Providing Natural Resources
- ◆ 003 Constructing
- ◆ 004 Engineering
- ◆ 005 Manufacturing
- ◆ 006 Transporting
- ◆ 007 Providing Goods and Services
- ◆ 008 Providing Health, Social Care and Protective Services
- ◆ 009 Providing Business Services
- ◆ 010 Communicating and Entertaining
- ◆ 011 Developing and Extending Knowledge and Skill

Each awarding body and Sector Skills Council has a responsibility for verifying the allocation of these areas on a monthly basis when they are published on SQA Accreditation's website: <http://www.sqa.org.uk/sqa/42336.html>. These classifications are combined with registration and certification data submitted by awarding bodies to produce the statistics below.

Registrations by areas of competence

Registrations across areas of competence vary considerably. Figure 9 provides an overview of the number of registrations for each area of competence further broken down by qualification type.

Figure 9 — Registrations by area of competence and qualification type



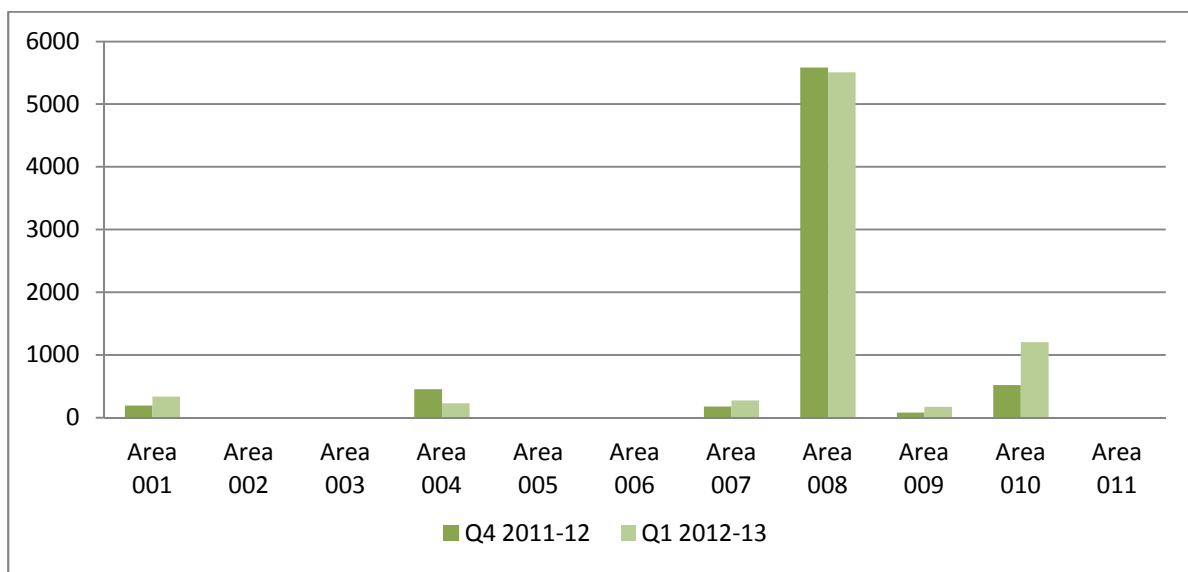
- ◆ The area of competence that experienced the highest number of SVQ registrations was Area 008: Providing Health, Social Care and Protective Services with 2,770 registrations, representing 33% of SVQs during the first quarter of 2012–13 (Apr-Jun).
- ◆ The area of competence that experienced the highest number of Regulatory and Licensing registrations was Area 007: Providing Goods and Services with 2,172 registrations, representing 54% of Regulatory and Licensing qualifications during the first quarter of 2012–13 (Apr-Jun).
- ◆ The area of competence that experienced the highest number of ‘Other’ registrations was Area 008: Providing Health, Social Care and Protective Services with 5,509 registrations, representing 71% of ‘Other’ qualifications during the first quarter of 2012–13 (Apr-Jun).

There were a number of changes to the distribution of registrations for ‘Other’ qualifications compared to Quarter 4 2011–12:

- ◆ Area 008: Providing Health, Social Care and Protective Services had the highest number of registrations again this quarter, although this has decreased by 1% (71 registrations) from the last quarter.
- ◆ Area 010: Communicating and Entertaining showed the most significant increase of 13%, which amounts to 683 more registrations than Quarter 4. This is primarily due to increases in registrations from Royal Academy of Dance for Graded Examination in Dance (Ballet) and Rockscool Ltd for Graded Examination in Popular Music Performance.
- ◆ Areas 001, 007 and 009 also increased on the last quarter.
- ◆ Area 004: Engineering decreased in registrations by 49% (224 registrations) due in the main to fewer registrations from Institute of Motoring this quarter.

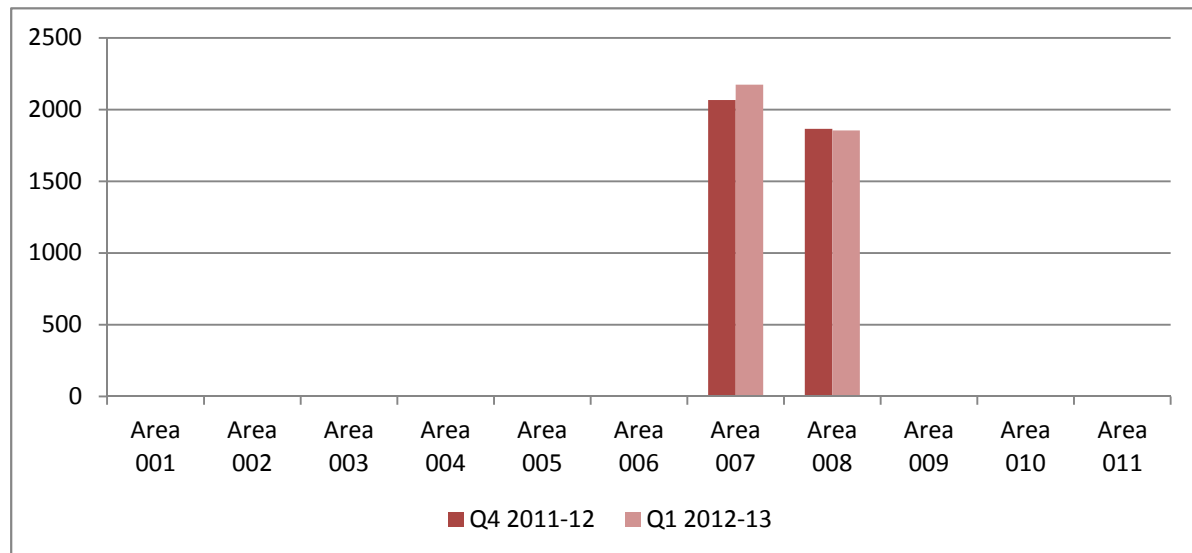
These movements are shown in Figure 10.

Figure 10 — Registrations for ‘Other’ qualifications



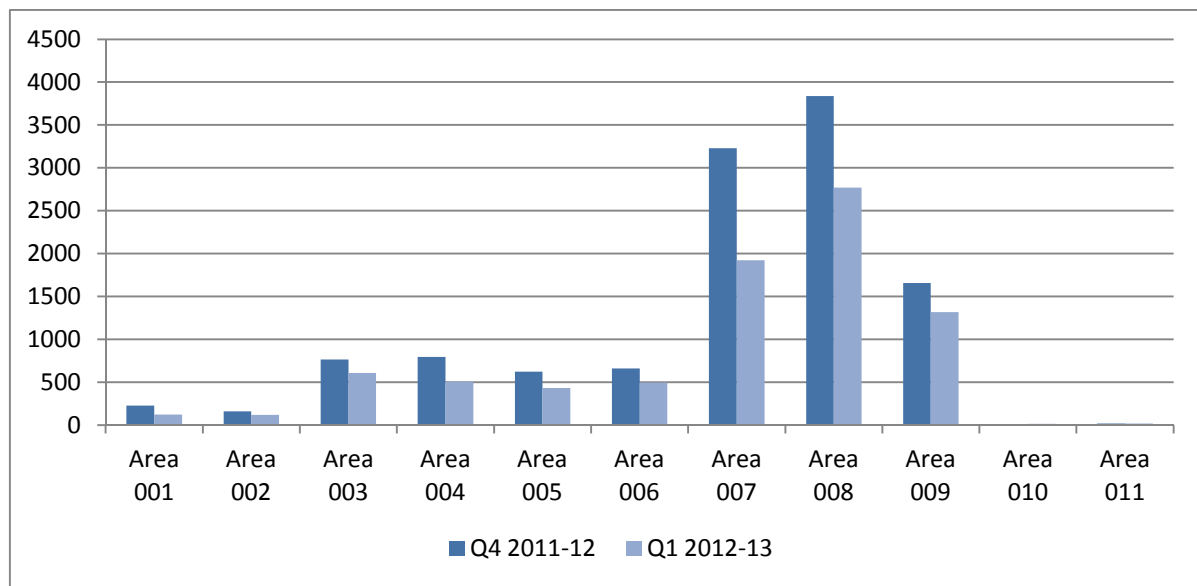
The distribution of registrations across areas of competence changed slightly for the Regulatory and Licensing qualifications. There was an increase of 5% (105 registrations) for Area 007: Providing Goods and Services, and a decrease of 1% (13 registrations) for Area 008: Providing Health, Social Care and Protective Services (as shown in Figure 11). Regulatory and Licensing qualifications are only offered in these two areas — Providing Goods and Services and Providing Health, Social Care and Protective Services.

Figure 11 — Registrations for Regulatory and Licensing qualifications



Similarly, for SVQ registrations the range of areas SVQs are offered in has not changed. As shown in Figure 12, SVQs are offered in all 11 areas. However, compared to the previous quarter, SVQ registrations have decreased across all areas of competence. Areas 004, 007 and 008 have had the most significant decreases with 36% (285 registrations), 40% (1,304 registrations) and 28% (1,067 registrations) respectively. Registrations for Area 004: Engineering have decreased due to a reduction in qualifications offered by IMI Awards Ltd in this area. Area 007: Providing Goods and Services has also decreased from previous quarter due to SQA registrations being lower overall across the majority of qualifications. Area 008: Providing Health, Social Care and Protective Services also shows a significant decrease on quarter 4 registrations, this time due in the main to a large reduction in SQA registrations for SVQ2 Health and Social Care.

Figure 12 — Registrations for SVQs

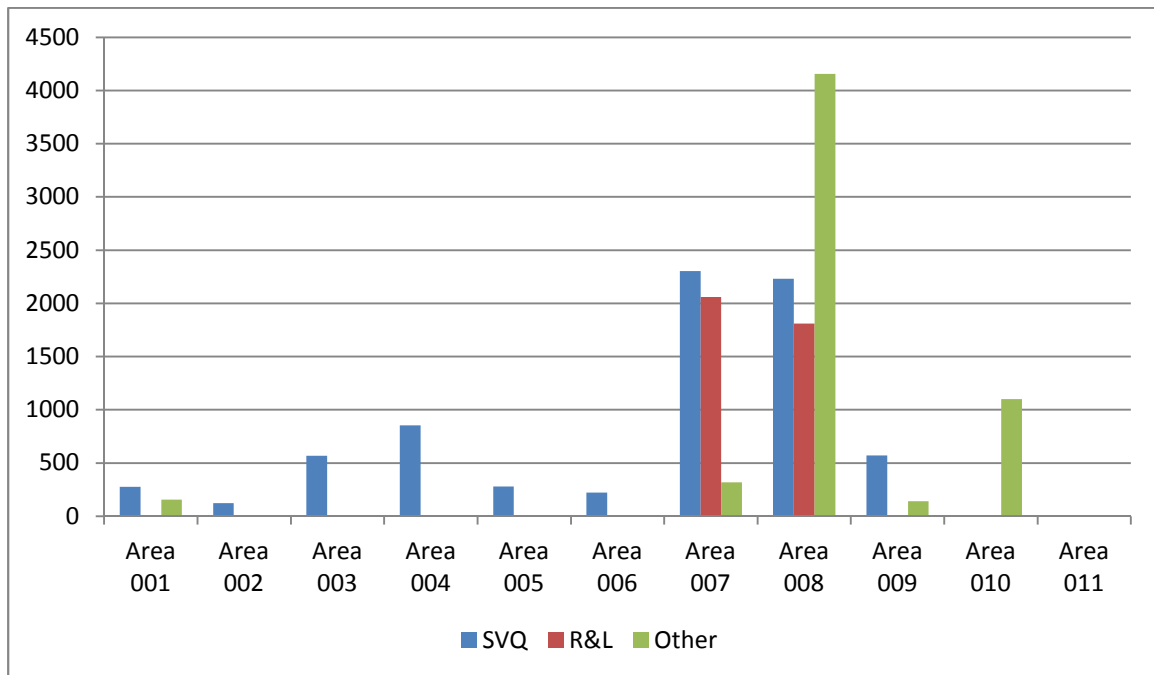


Certifications by area of competence

Certifications by area of competence are considerably lower than registrations, yet the general trends are similar in the sense that the most certifications were for areas 007 and 008, as shown in Figure 13.

- ◆ The area of competence that experienced the highest number of SVQ certifications was Area 007: Providing Goods and Services with 2,302 certifications, representing 31% of SVQs during this period.
- ◆ The area of competence that experienced the highest number of Regulatory and Licensing certifications was Area 007: Providing Goods and Services with 2,061 certifications, representing 53% of Regulatory and Licensing qualifications during the same period.
- ◆ The area of competence that experienced the highest number of 'Other' certifications was Area 008: Providing Health, Social Care and Protective Services with 4,155 certifications, representing 71% of 'Other' qualifications during the same period.

Figure 13 — Certifications by area of competence and qualification type



When comparing Q1 certifications to Q4 2011–12, the number and distribution of certifications across the areas of competence and qualification types remain fairly stable.

Analysis by qualification developer

SQA Accreditation focuses more directly on analysis by area of competence rather than Sector Skills Councils or qualification structure developers because some SSCs develop qualifications across a range of sectors. Nevertheless, the breakdown of registrations and certifications by qualification structure developer is presented in Figures 14 and 15.

Figure 14 — Registration by qualification structure developer

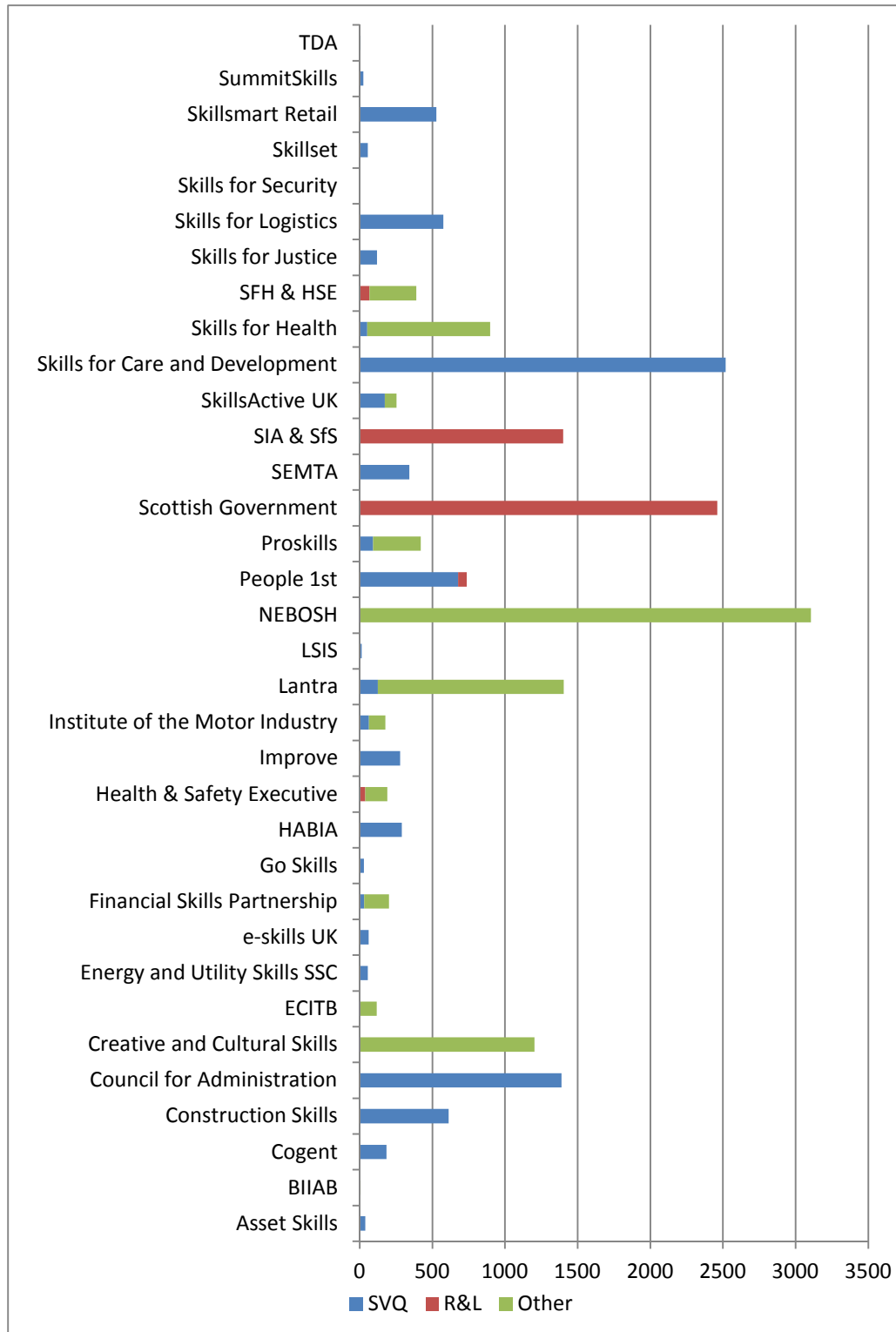
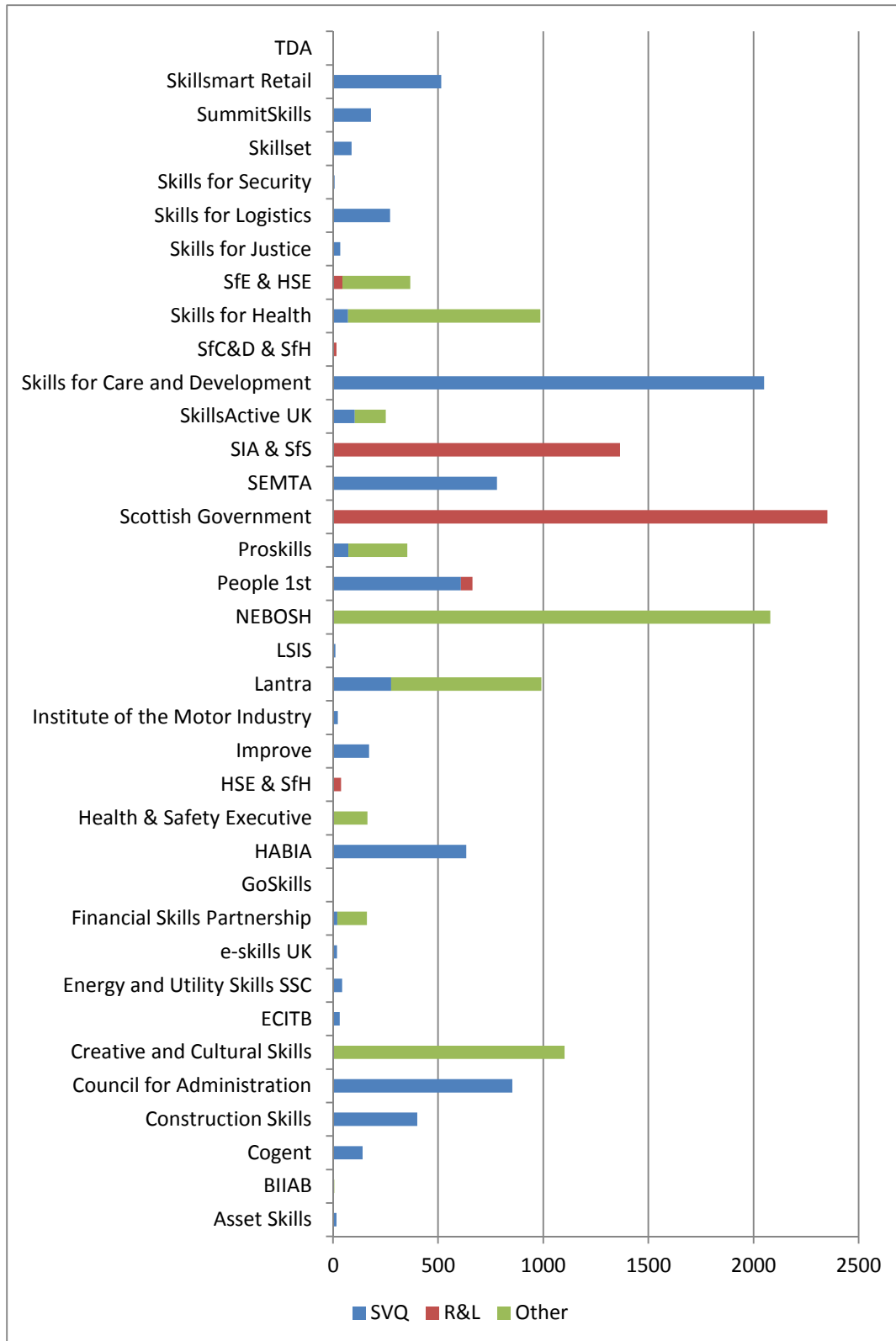


Figure 15 — Certification by qualification structure developer

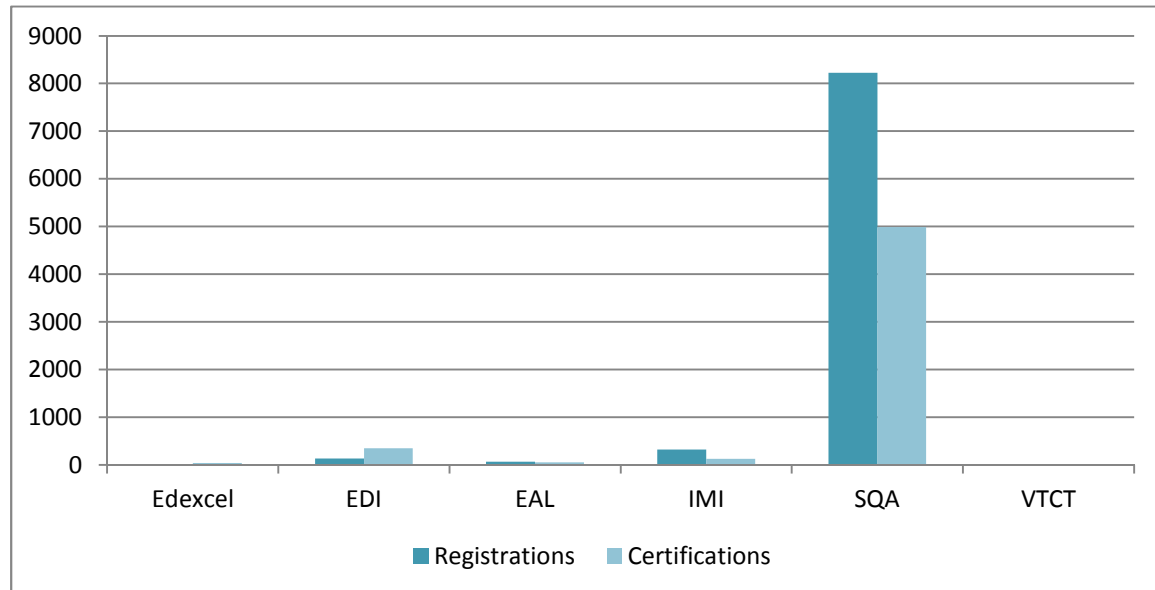


Workplace Core Skills

During the first quarter of 2012–13 there were 115 accredited Workplace Core Skills. These range from SCQF level 3 to SCQF level 6.

There were 8,751 Workplace Core Skills registrations and 5,567 certifications in total. The awarding body with the most registrations and certifications was SQA, with 94% of registrations and 90% of certifications.

Figure 16 — Core Skills by awarding body



The Workplace Core Skill with the most registrations and certifications was the Working with Others (SCQF level 4) offered by SQA with 1,217 registrations and 709 certifications.

Registrations and Certifications for Workplace Core Skills are higher in all categories at SCQF level 4, as shown in Figures 17, 18, 19, 20 and 21.

Figure 17 — Communication Core Skill

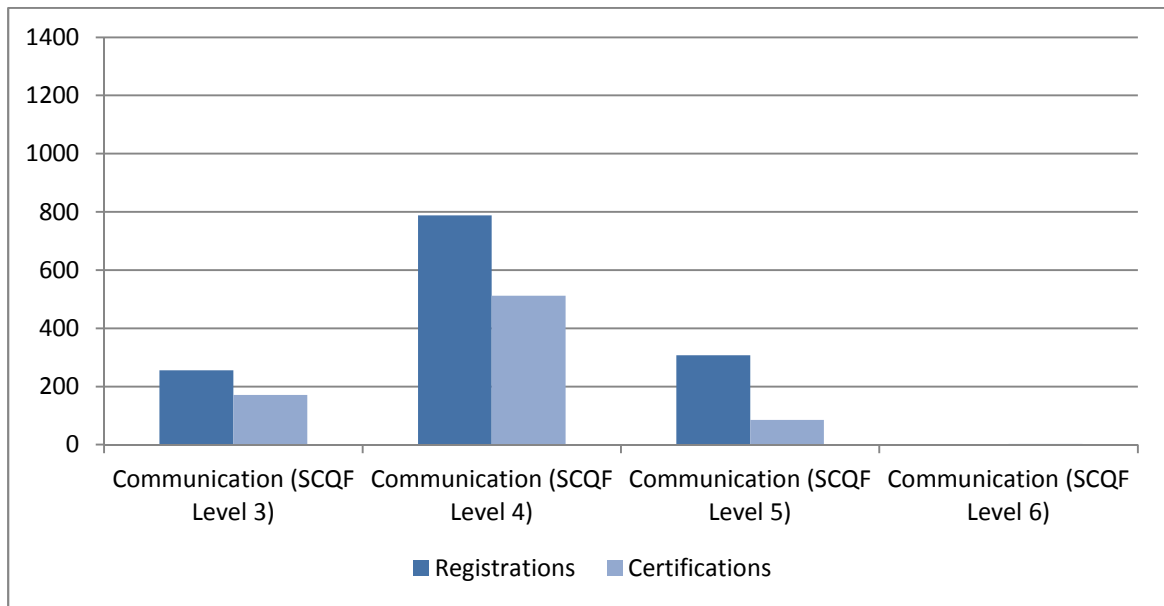


Figure 18 — Information and Communication Technology Core Skill

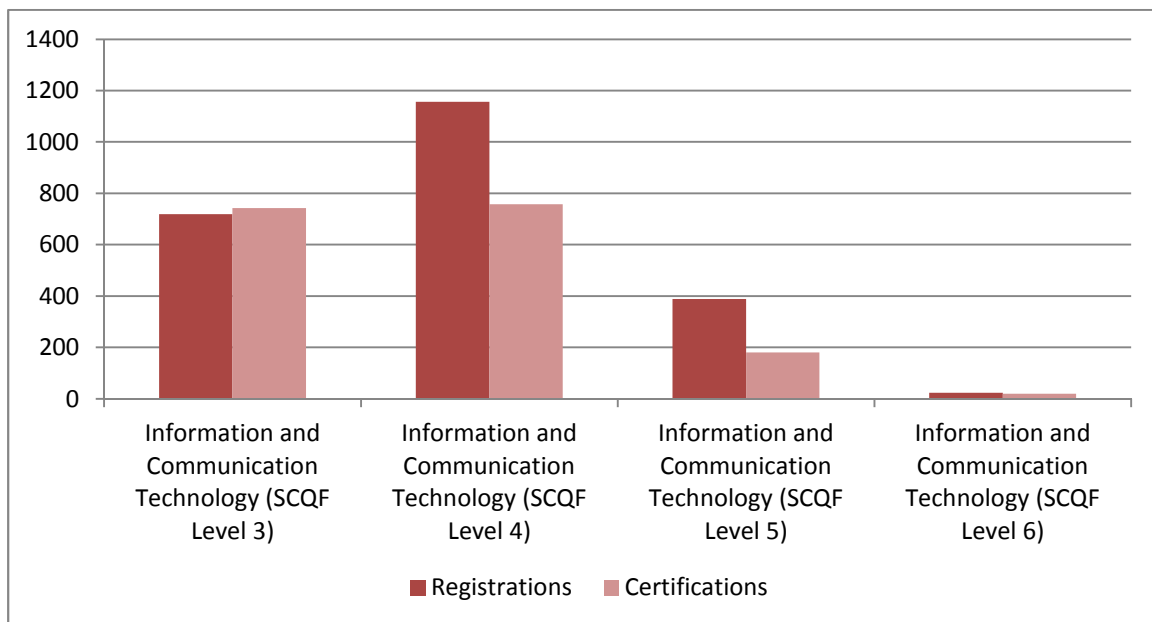


Figure 19 — Numeracy Core Skill

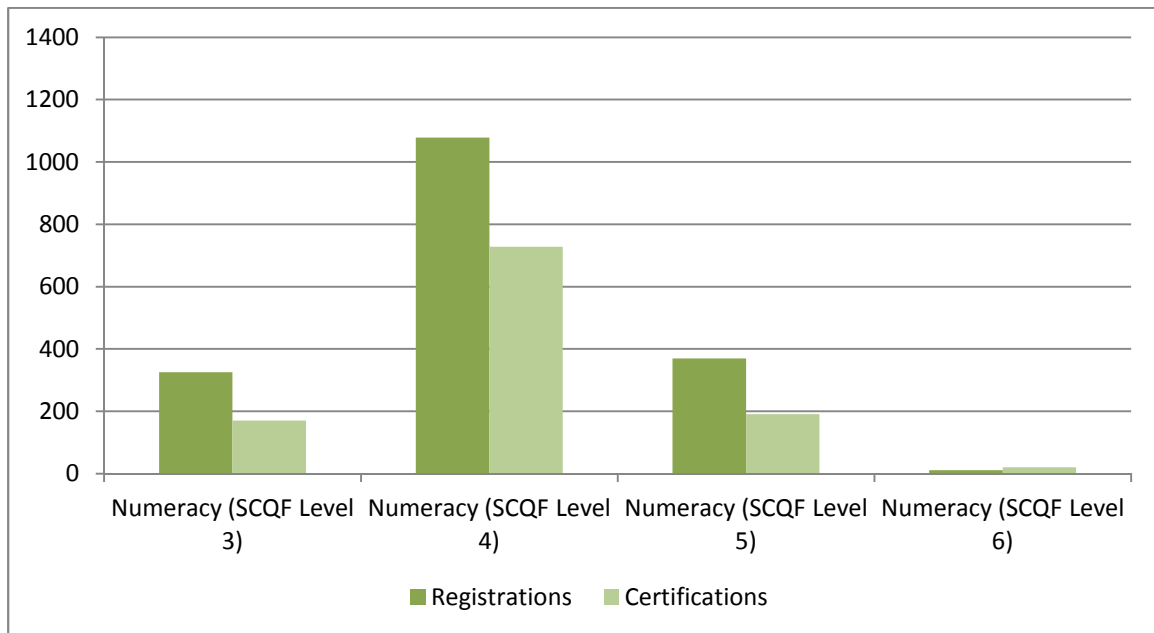


Figure 20 — Problem Solving Core Skill

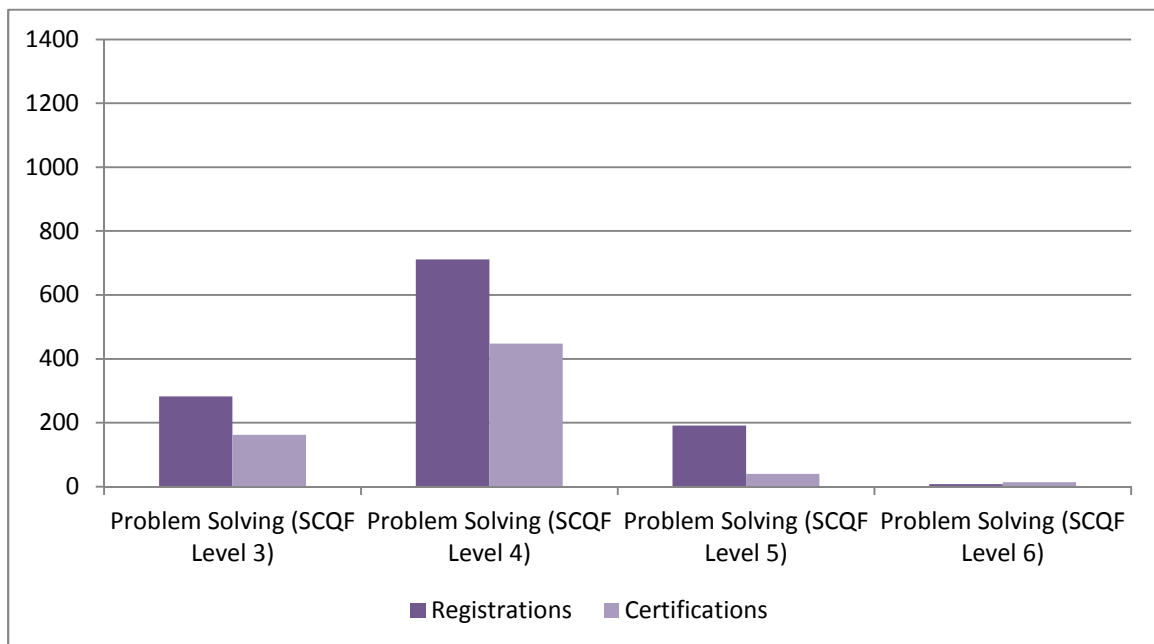


Figure 21 — Working with Others Core Skill



Glossary

Term	Description
Area of competence	There are 11 occupational areas of competence. These range from Tending Animals, Plants and Land, to Engineering to Developing and Extending Knowledge and Skill. All SVQs are organised by the area of competence to which they belong.
Certifications	The process by which a centre requests a SVQ certificate for a candidate who has completed the full SVQ.
'Other' accredited qualification	All 'Other' accredited qualifications that are not SVQs or regulatory and licensing qualifications.
Registrations	The process by which a centre informs an awarding body that a candidate has commenced working towards a SVQ.
Regulatory and Licensing Qualification	Qualifications which are defined or required by industry regulators, such as the Security Industry Authority, and often underpin licence to practise schemes.
Scottish Vocational Qualification	Scottish Vocational Qualifications (SVQs) are qualifications which combine skills, knowledge and ability within a specific occupational area and are delivered in a workplace setting. The standards for SVQs are designed by the appropriate Sector Skills Council (SSC).

Awarding bodies

Acronym (if used)	Awarding body
N/A	1st4sport Qualifications
ACCA	The Association of Chartered Certified Accountants
AFS	Alcohol Focus Scotland
AAT	Association of Accounting Technicians
BIIAB	British Institute of Innkeepers Awarding Body
CYQ	Central YMCA Qualifications
CIH	Chartered Institute of Housing
CMI	Chartered Management Institute
N/A	City & Guilds
N/A	Pearson Education Limited (Edexcel)
EDI	Education Development International plc
EAL	Excellence, Achievement and Learning Limited
ECITB	Engineering Construction Industry Training Board
EQL	Equestrian Qualifications GB Limited
FAAL	First Aid Awards Limited
GQA	GQA Qualifications Limited
HABC	Highfield Awarding Body for Compliance
ILM	Institute of Leadership and Management
IMI	Institute of the Motor Industry Awards Limited

Acronym (if used)	Awarding body
IRRV	Institute of Revenues Rating and Valuation
IQ	Industry Qualifications
N/A	Lantra Awards Limited
ITC	ITC First Aid Limited
MPQC	Mineral Products Qualifications Council
NOCN	National Open College Network
NEBOSH	National Examination Board in Occupational Safety and Health
N/A	Rockschool Limited
RAD	The Royal Academy of Dance
N/A	PAA/VQ-SET
STA	Safety Training Awards
SAMB	Scottish Association of Master Bakers
SQA	Scottish Qualifications Authority
WCSM	The Worshipful Company of Spectacle Makers
VTCT	Vocational Training Charitable Trust